

Ivermectin for COVID-19: real-time meta analysis of 102 studies

@CovidAnalysis, Apr 18, 2024, Version 228 — GidMK response
<https://c19ivm.org/meta.html>

PRINCIPLE, TOGETHER, ACTIV-6, GidMK, Scott Alexander, Strongyloides, Popp, TLDR

Abstract

Statistically significant lower risk is seen for mortality, ventilation, ICU admission, hospitalization, recovery, cases, and viral clearance. All remain significant for higher quality studies. 62 studies from 56 independent teams in 26 different countries show statistically significant improvements.

Meta analysis using the most serious outcome shows 61% [51-70%] and 85% [77-90%] lower risk for early treatment and prophylaxis, with similar results for higher quality studies, primary outcomes, peer-reviewed studies, and for RCTs.

Results are very robust — in worst case exclusion sensitivity analysis 61 of 102 studies must be excluded to avoid finding statistically significant efficacy.

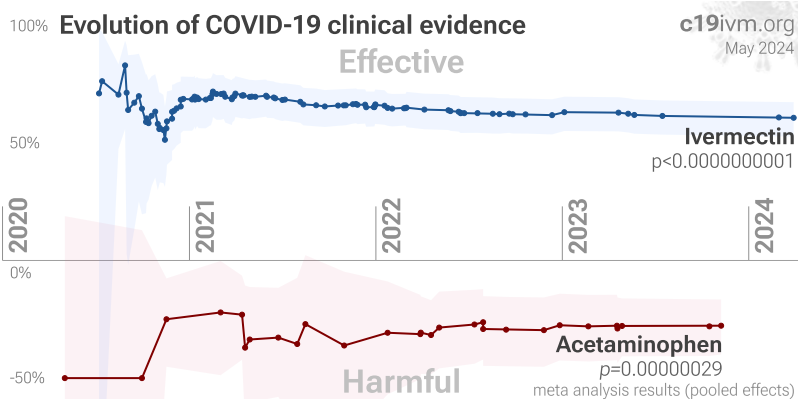
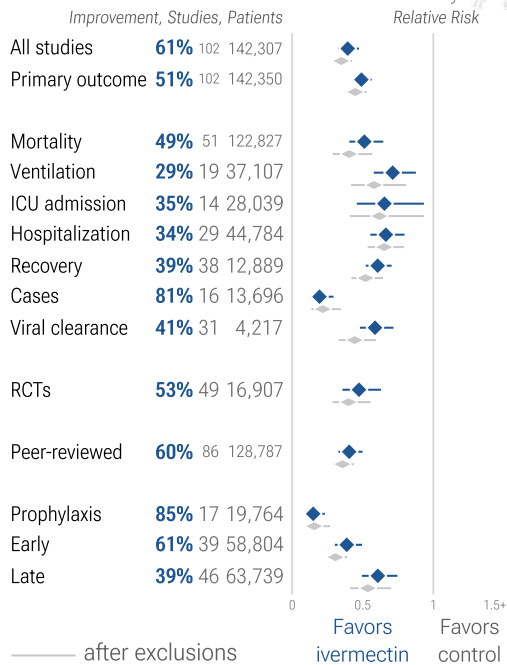
No treatment or intervention is 100% effective. All practical, effective, and safe means should be used based on risk/benefit analysis. Multiple treatments are typically used in combination, which may be significantly more effective. Pharmacokinetics show significant inter-individual variability *Guzzo*. Efficacy may vary depending on the manufacturer *Williams*.

Over 20 countries adopted ivermectin for COVID-19. The evidence base is much larger and has much lower conflict of interest than typically used to approve drugs.

All data to reproduce this paper and sources are in the appendix. Multiple other meta analyses show efficacy *Bryant, Hariyanto, Kory, Lawrie, Nardelli*.

Ivermectin for COVID-19

c19ivm.org
 May 2024
 Relative Risk



HIGHLIGHTS

Ivermectin reduces risk for COVID-19 with very high confidence for mortality, ventilation, hospitalization, progression, recovery, cases, viral clearance, and in pooled analysis, and high confidence for ICU admission.

4th treatment shown effective with ≥ 3 clinical studies in August 2020, now with $p < 0.0000000001$ from 102 studies, and recognized in 22 countries.

We show outcome specific analyses and combined evidence from all studies, incorporating treatment delay, a primary confounding factor for COVID-19.

Real-time updates and corrections, transparent analysis with all results in the same format, consistent protocol for 69 treatments.

Ivermectin COVID-19 early treatment and prophylaxis studies

c19ivm.org

May 2024

	Improvement, RR [CI]	Treatment	Control	Dose (4d)		
Chowdhury (RCT)	81% 0.19 [0.01-3.96]	hosp.	0/60	2/56	14mg	OT ¹ CT ²
Espitia-Hernandez	70% 0.30 [0.16-0.55]	recov. time	28 (n)	7 (n)	12mg	CT ²
Carvallo	85% 0.15 [0.02-1.28]	death	1/32	3/14	36mg	CT ²
Mahmud (DB RCT)	86% 0.14 [0.01-2.75]	death	0/183	3/183	12mg	CT ²
Szente Fonseca	-14% 1.14 [0.75-1.66]	hosp.	340 (n)	377 (n)	24mg	
Cadegiani	78% 0.22 [0.01-4.48]	death	0/110	2/137	42mg	CT ²
Ahmed (DB RCT)	85% 0.15 [0.01-2.70]	symptoms	0/17	3/19	48mg	
Chaccour (DB RCT)	96% 0.04 [0.00-1.01]	symptoms	12 (n)	12 (n)	28mg	
Ghuri	92% 0.08 [0.01-0.88]	no recov.	0/37	7/53	48mg	
Babalola (DB RCT)	64% 0.36 [0.10-1.27]	viral+	40 (n)	20 (n)	24mg	OT ¹
Ravikirti (DB RCT)	89% 0.11 [0.01-2.05]	death	0/55	4/57	24mg	
Bukhari (RCT)	82% 0.18 [0.07-0.46]	viral+	4/41	25/45	12mg	
Mohan (DB RCT)	62% 0.38 [0.08-1.75]	no recov.	2/40	6/45	28mg	RIVET-CO ¹
Biber (DB RCT)	70% 0.30 [0.03-2.76]	hosp.	1/47	3/42	36mg	
Elalfy	87% 0.13 [0.06-0.27]	viral+	7/62	44/51	36mg	CT ²
López-Me.. (DB RCT)	67% 0.33 [0.01-8.11]	death	0/200	1/198	84mg	
Roy	6% 0.94 [0.52-1.93]	recov. time	14 (n)	15 (n)	n/a	CT ²
Chahla (CLUS. RCT)	87% 0.13 [0.03-0.54]	no disch.	2/110	20/144	24mg	
Mourya	89% 0.11 [0.05-0.25]	viral+	5/50	47/50	48mg	
Loue (QR)	70% 0.30 [0.04-2.20]	death	1/10	5/15	14mg	
Merino (QR)	74% 0.26 [0.11-0.57]	hosp.	population-based cohort		24mg	censored, see notes CS ⁵
Faisal (RCT)	68% 0.32 [0.14-0.72]	no recov.	6/50	19/50	48mg	
Aref (RCT)	63% 0.37 [0.22-0.61]	recov. time	57 (n)	57 (n)	n/a	
Krolewiecki (RCT)	-152% 2.52 [0.11-58.1]	ventilation	1/27	0/14	168mg	
Vallejos (DB RCT)	-33% 1.33 [0.30-5.72]	death	4/250	3/251	24mg	
Reis (DB RCT)	12% 0.88 [0.49-1.55]	death	21/679	24/679	84mg	TOGETHER impossible data, see notes
Buonfrate (DB RCT)	-211% 3.11 [0.13-73.3]	hosp.	1/28	0/31	336mg	COVER impossible data, see notes
Mayer	55% 0.45 [0.32-0.63]	death	3,266 (n)	17,966 (n)	151mg	
Borody	92% 0.08 [0.01-0.79]	death	0/600	6/600	96mg	CT ² SC ⁴
Abbas (DB RCT)	-4% 1.04 [0.07-16.4]	death	1/99	1/103	84mg	
de Jesús Ascenci..	59% 0.41 [0.36-0.47]	death/hosp.	7,898 (n)	20,150 (n)	12mg	CT ²
Manomai.. (DB RCT)	43% 0.57 [0.20-1.46]	no recov.	3/36	6/36	48mg	
de la Ro.. (DB RCT)	-187% 2.87 [0.12-67.5]	misc.	1/30	0/26	36mg	
Rezai (DB RCT)	-5% 1.05 [0.07-16.7]	death	1/268	1/281	84mg	
Mirahma.. (DB RCT)	67% 0.33 [0.03-3.14]	ventilation	1/131	3/130	24mg	
Schilling (RCT)	67% 0.33 [0.01-7.97]	hosp.	0/45	1/45	168mg	PLATGOV
Bramante (DB RCT)	-197% 2.97 [0.12-72.7]	death	1/408	0/396	90mg	COVID-OUT OT ¹
Mikamo (DB RCT)	-205% 3.05 [0.12-74.7]	progression	1/502	0/527	63mg	
Siripongbo.. (RCT)	0% 1.00 [0.07-15.3]	progression	1/30	1/30	168mg	FINGOV CT ²

Early treatment 61% 0.39 [0.30-0.49] 66/15,892 240/42,912 **61% lower risk**

Tau² = 0.17, I² = 50.6%, p < 0.0001

	Improvement, RR [CI]	Treatment	Control	Dose (1m)		
Shouman (RCT)	91% 0.09 [0.03-0.23]	symp. case	15/203	59/101	36mg	
Carvallo	96% 0.04 [0.00-0.63]	cases	0/131	11/98	14mg	see notes CT ²
Behera	54% 0.46 [0.29-0.71]	cases	41/117	145/255	42mg	
Carvallo	100% 0.00 [0.00-0.02]	cases	0/788	237/407	48mg	see notes CT ²
Hellwig (ECO.)	78% 0.22 [0.06-0.76]	cases	ecological		14mg	
Bernigaud	99% 0.01 [0.00-0.10]	death	0/69	150/3,062	84mg	
Alam	91% 0.09 [0.04-0.25]	cases	4/58	44/60	12mg	
IVERCOR PREP	73% 0.27 [0.15-0.48]	cases	13/389	61/486	48mg	MD ³
Chahla (RCT)	95% 0.05 [0.00-0.80]	m/s case	0/117	10/117	48mg	CT ²
Behera	83% 0.17 [0.12-0.23]	cases	45/2,199	133/1,147	42mg	
Tanioka (ECO.)	88% 0.12 [0.03-0.46]	death	ecological		14mg	
Seet (CLUS. RCT)	50% 0.50 [0.33-0.76]	symp. case	32/617	64/619	12mg	OT ¹
Morgenstern (PSM)	80% 0.20 [0.01-4.15]	hosp.	0/271	2/271	56mg	
Mondal	88% 0.12 [0.01-0.55]	symp. case	128 (n)	1,342 (n)	n/a	
Samajdar	80% 0.20 [0.11-0.38]	cases	12/164	29/81	n/a	
Kerr (PSM)	70% 0.30 [0.19-0.46]	death	25/3,034	79/3,034	56mg	
Desort-H.. (DB RCT)	96% 0.04 [0.02-0.11]	high v. load	4/200	99/199	203mg	NAIVE

Prophylaxis 85% 0.15 [0.10-0.23] 191/8,485 1,123/11,279 **85% lower risk**

Tau² = 0.52, I² = 83.3%, p < 0.0001

All studies 73% 0.27 [0.22-0.34] 257/24,377 1,363/54,191 **73% lower risk**

¹ OT: ivermectin vs. other treatment

² CT: study uses combined treatment

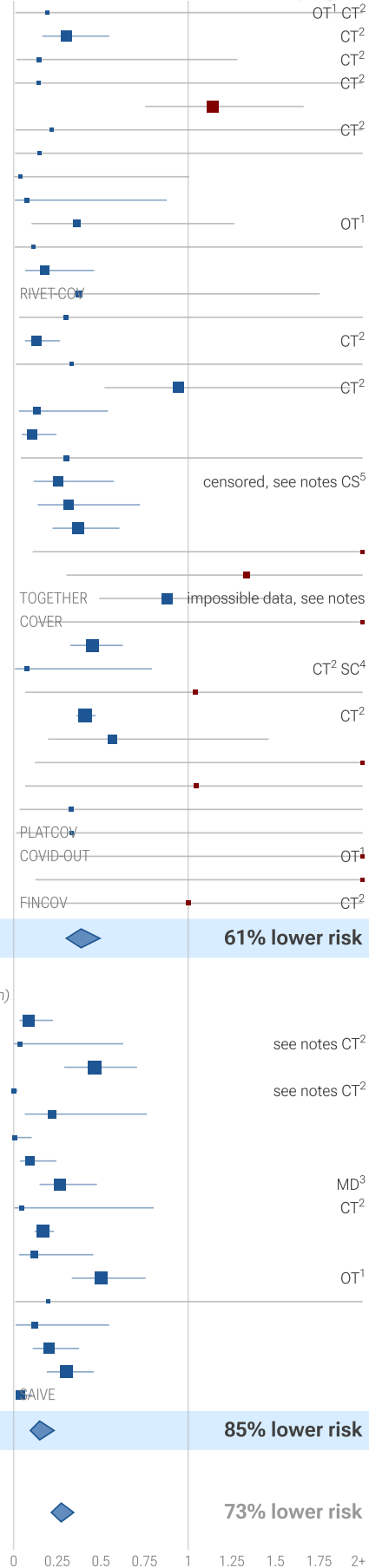
³ MD: minimal detail available currently

⁴ SC: study uses synthetic control arm

⁵ CS: preprint censored, see details

Tau² = 0.33, I² = 73.0%, p < 0.0001

Effect extraction pre-specified, see appendix



Favors ivermectin Favors control **A**

Timeline of COVID-19 ivermectin studies (pooled effects)

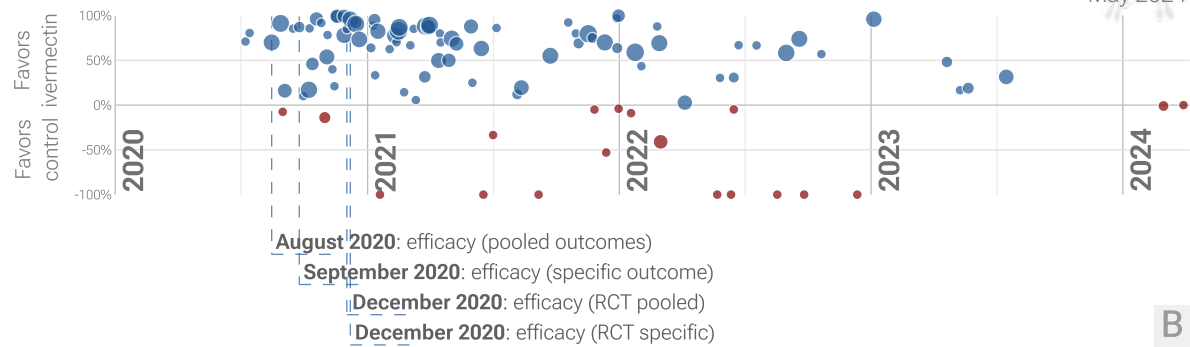


Figure 1. A. Random effects meta-analysis excluding late treatment. This plot shows pooled effects, see the specific outcome analyses for individual outcomes. Analysis validating pooled outcomes for COVID-19 can be found [below](#). Effect extraction is pre-specified, using the most serious outcome reported. Simplified dosages are shown for comparison, these are the total dose in the first four days for treatment, or the monthly dose for prophylaxis, for a 70kg person. For details of effect extraction and full dosage information see the [appendix](#). **B. Timeline of results in ivermectin studies.** The marked dates indicate the time when efficacy was known with a statistically significant improvement of $\geq 10\%$ from ≥ 3 studies for pooled outcomes, one or more specific outcome, pooled outcomes in RCTs, and one or more specific outcome in RCTs. Efficacy based on RCTs only was delayed by 3.6 months, compared to using all studies. Efficacy based on specific outcomes was delayed by 1.3 months, compared to using pooled outcomes.

Introduction

Immediate treatment recommended. SARS-CoV-2 infection primarily begins in the upper respiratory tract and may progress to the lower respiratory tract, other tissues, and the nervous and cardiovascular systems, which may lead to cytokine storm, pneumonia, ARDS, neurological issues [Duloquin, Hampshire, Scardua-Silva, Sodagar, Yang](#), cardiovascular complications [Eberhardt](#), organ failure, and death. Minimizing replication as early as possible is recommended.

Many treatments are expected to modulate infection. SARS-CoV-2 infection and replication involves the complex interplay of 50+ host and viral proteins and other factors [Note A, Malone, Murigneux, Lv, Lui, Niarakis](#), providing many therapeutic targets for which many existing compounds have known activity. Scientists have predicted that over 7,000 compounds may reduce COVID-19 risk [c19early.org](#), either by directly minimizing infection or replication, by supporting immune system function, or by minimizing secondary complications.

Extensive supporting research. Ivermectin, better known for antiparasitic activity, is a broad spectrum antiviral with activity against many viruses including H7N7 [Götz](#), Dengue [Jitobaom, Tay, Wagstaff](#), HIV-1 [Wagstaff](#), Simian virus 40 [Wagstaff \(B\)](#), Zika [Barrows, Jitobaom, Yang \(B\)](#), West Nile [Yang \(B\)](#), Yellow Fever [Mastrangelo, Varghese](#), Japanese encephalitis [Mastrangelo](#), Chikungunya [Varghese](#), Semliki Forest virus [Varghese](#), Human papillomavirus [Li](#), Epstein-Barr [Li](#), BK Polyomavirus [Bennett](#), and Sindbis virus [Varghese](#).

Ivermectin inhibits importin- α/β -dependent nuclear import of viral proteins [Götz, Kosyna, Wagstaff, Wagstaff \(B\)](#), shows spike-ACE2 disruption at 1nM with microfluidic diffusional sizing [Fauquet](#), binds to glycan sites on the SARS-CoV-2 spike protein preventing interaction with blood and epithelial cells and inhibiting hemagglutination [Boschi, Scheim](#), shows dose-dependent inhibition of wildtype and omicron variants [Shahin](#), exhibits dose-dependent inhibition of lung injury [Abd-Elmawla, Ma](#), may inhibit SARS-CoV-2 via IMPase inhibition [Jitobaom](#), may inhibit SARS-CoV-2 induced formation of fibrin clots resistant to degradation [Vottero](#), inhibits SARS-CoV-2 3CL^{PRO} [Mody](#), may inhibit SARS-CoV-2 RdRp activity [Parvez](#), may minimize viral myocarditis by inhibiting NF- κ B/p65-mediated inflammation in macrophages [Gao](#), may be beneficial for COVID-19 ARDS by blocking GSDMD and NET formation [Liu](#), shows protection against inflammation, cytokine storm, and mortality in an LPS mouse model sharing key pathological features of severe COVID-19 [DiNicolantonio, Zhang](#), may be beneficial in severe COVID-19 by binding IGF1 to inhibit the promotion of inflammation,

fibrosis, and cell proliferation that leads to lung damage ^{Zhao}, may minimize SARS-CoV-2 induced cardiac damage ^{Liu (B), Liu (C)}, increases Bifidobacteria which play a key role in the immune system ^{Hazan}, has immunomodulatory ^{Munson} and anti-inflammatory ^{DiNicolantonio (B), Yan} properties, and has an extensive and very positive safety profile ^{Descotes}.

Analysis. We analyze all significant controlled studies of ivermectin for COVID-19. Search methods, inclusion criteria, effect extraction criteria (more serious outcomes have priority), all individual study data, PRISMA answers, and statistical methods are detailed in Appendix 1. We present random effects meta-analysis results for all studies, studies within each treatment stage, mortality, ventilation, ICU admission, hospitalization, recovery, cases, viral clearance, peer-reviewed studies, Randomized Controlled Trials (RCTs), and after exclusion of lower quality studies.

Treatment timing. Figure 2 shows stages of possible treatment for COVID-19. Prophylaxis refers to regularly taking medication before becoming sick, in order to prevent or minimize infection. Early Treatment refers to treatment immediately or soon after symptoms appear, while Late Treatment refers to more delayed treatment.

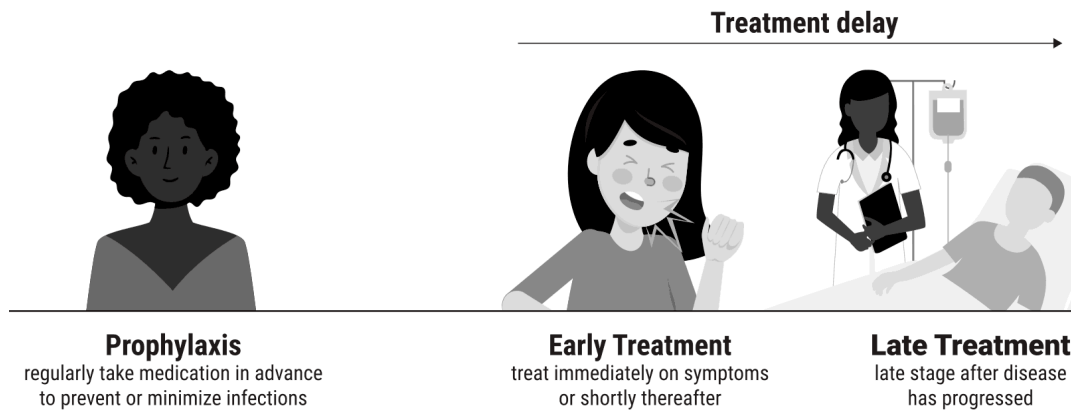


Figure 2. Treatment stages.

Preclinical Research

Ivermectin, better known for antiparasitic activity, is a broad spectrum antiviral with activity against many viruses including H7N7 ^{Götz}, Dengue ^{Jitobaom, Tay, Wagstaff}, HIV-1 ^{Wagstaff}, Simian virus 40 ^{Wagstaff (B)}, Zika ^{Barrows, Jitobaom, Yang (B)}, West Nile ^{Yang (B)}, Yellow Fever ^{Mastrangelo, Varghese}, Japanese encephalitis ^{Mastrangelo}, Chikungunya ^{Varghese}, Semliki Forest virus ^{Varghese}, Human papillomavirus ^{Li}, Epstein-Barr ^{Li}, BK Polyomavirus ^{Bennett}, and Sindbis virus ^{Varghese}.

Ivermectin inhibits importin- α/β -dependent nuclear import of viral proteins ^{Götz, Kosyna, Wagstaff, Wagstaff (B)}, shows spike-ACE2 disruption at 1nM with microfluidic diffusional sizing ^{Fauquet}, binds to glycan sites on the SARS-CoV-2 spike protein preventing interaction with blood and epithelial cells and inhibiting hemagglutination ^{Boschi, Scheim}, shows dose-dependent inhibition of wildtype and omicron variants ^{Shahin}, exhibits dose-dependent inhibition of lung injury ^{Abd-Elmawla, Ma}, may inhibit SARS-CoV-2 via IMPase inhibition ^{Jitobaom}, may inhibit SARS-CoV-2 induced formation of fibrin clots resistant to degradation ^{Vottero}, inhibits SARS-CoV-2 3CL^{PRO} ^{Mody}, may inhibit SARS-CoV-2 RdRp activity ^{Parvez}, may minimize viral myocarditis by inhibiting NF- κ B/p65-mediated inflammation in macrophages ^{Gao}, may be beneficial for COVID-19 ARDS by blocking GSDMD and NET formation ^{Liu}, shows protection against inflammation, cytokine storm, and mortality in an LPS mouse model sharing key pathological features of severe COVID-19 ^{DiNicolantonio, Zhang}, may be beneficial in severe COVID-19 by binding IGF1 to inhibit the promotion of inflammation, fibrosis, and cell proliferation that leads to lung damage ^{Zhao}, and may minimize SARS-CoV-2 induced cardiac damage ^{Liu (B), Liu (C)}.

30 *In Silico* studies support the efficacy of ivermectin ^{Agamah, Alvarado, Aminpour, Bello, Chellasamy, Choudhury, de Oliveira Só, Eweas, Francés-Monerris, Francés-Monerris (B), González-Paz, González-Paz (B), Kalhor, Kern, Lehrer, Maurya, Muthusamy, Oranu, Parvez, Parvez (B), Qureshi, Rana, Saha, Schöning, Suravajhala, Swargiary, Udofia, Umar, Vottero, Zhao}.

24 *In Vitro* studies support the efficacy of ivermectin *Boschi, Caly, Croci, De Forni, Delandre, Fauquet, García-Aguilar, Jeffreys, Jitobaom, Jitobaom (B), Jitobaom (C), Li, Liu (B), Liu (C), Mody, Mountain Valley MD, Munson, Saha (B), Segatori, Shahin, Surnar, Yesilbag, Zhang, Zheng.*

14 *In Vivo* animal studies support the efficacy of ivermectin *Abd-Elmawla, Albariqi, Arévalo, Chaccour, de Melo, Errecalde, Gao, Ma, Madrid, Mountain Valley MD, Uematsu, Yan, Zhang, Zheng.*

7 studies investigate novel formulations of ivermectin that may be more effective for COVID-19 *Albariqi, Albariqi (B), Chaccour, Errecalde, Mansour, Mohammed, Saha (B).*

Preclinical research is an important part of the development of treatments, however results may be very different in clinical trials. Preclinical results are not used in this paper.

Results

Table 1 summarizes the results of random-effects meta analysis for all stages combined, for Randomized Controlled Trials, for peer-reviewed studies, with different exclusions, and for specific outcomes. Table 2 shows results by treatment stage. Figure 3 plots individual results by treatment stage. Figure 4, 5, 6, 7, 8, 9, 10, and 11 show forest plots for random effects meta-analysis of all studies with pooled effects, and for specific outcomes: mortality, ICU admission, mechanical ventilation, hospitalization, recovery, cases, and viral clearance. Figure 12 shows results for peer reviewed trials only, and the supplementary data contains peer reviewed and individual outcome results after exclusions.

	<i>Improvement</i>	<i>Studies</i>	<i>Patients</i>	<i>Authors</i>
All studies	61% [53-67%] p < 0.0001 ****	102	142,307	1,179
After exclusions	65% [58-72%] p < 0.0001 ****	68	124,855	806
Peer-reviewed studies	60% [50-67%] p < 0.0001 ****	86	128,787	1,049
Randomized Controlled Trials	53% [37-64%] p < 0.0001 ****	49	16,907	735
RCTs after exclusions	60% [45-71%] p < 0.0001 ****	37	12,392	507
Mortality	49% [35-60%] p < 0.0001 ****	51	122,827	625
Ventilation	29% [12-42%] p = 0.0014 **	19	37,107	286
ICU admission	35% [7-54%] p = 0.019 *	14	28,039	211
Hospitalization	34% [20-45%] p < 0.0001 ****	29	44,784	440
Recovery	39% [30-48%] p < 0.0001 ****	38	12,889	449
Cases	81% [71-87%] p < 0.0001 ****	16	13,696	144
Viral	41% [28-52%] p < 0.0001 ****	31	4,217	449
RCT mortality	29% [5-48%] p = 0.022 *	18	7,239	335
RCT cases	87% [56-96%] p = 0.00092 ***	4	2,173	39
RCT viral	17% [4-29%] p = 0.015 *	23	3,118	391

Table 1. Random effects meta-analysis for all stages combined, for Randomized Controlled Trials, for peer-reviewed studies, with different exclusions, and for specific outcomes. Results show the percentage improvement with treatment and the 95% confidence interval. * p<0.05

** p<0.01 *** p<0.001 **** p<0.0001.

	Early treatment	Late treatment	Prophylaxis
All studies	61% [51-70%] ****	39% [25-51%] ****	85% [77-90%] ****
After exclusions	69% [61-76%] ****	46% [30-59%] ****	84% [73-91%] ****
Peer-reviewed studies	61% [49-70%] ****	42% [25-55%] ****	83% [73-90%] ****
Randomized Controlled Trials	56% [40-68%] ****	27% [10-40%] **	89% [57-97%] **
RCTs after exclusions	66% [54-75%] ****	31% [11-46%] **	89% [57-97%] **
Mortality	40% [12-59%] **	44% [27-57%] ****	90% [50-98%] **
Ventilation	19% [-16-44%]	45% [24-60%] ***	
ICU admission	52% [3-76%] *	26% [-3-46%]	
Hospitalization	53% [27-69%] ***	16% [3-28%] *	67% [54-77%] ****
Recovery	55% [34-69%] ****	27% [16-37%] ****	
Cases			81% [71-87%] ****
Viral	43% [28-55%] ****	37% [7-58%] *	
RCT mortality	16% [-37-49%]	36% [7-56%] *	
RCT cases			87% [56-96%] ***
RCT viral	19% [4-32%] *	10% [-43-44%]	

Table 2. Random effects meta-analysis results by treatment stage. Results show the percentage improvement with treatment, the 95% confidence interval, and the number of studies for the stage. * $p < 0.05$ ** $p < 0.01$ *** $p < 0.001$ **** $p < 0.0001$.

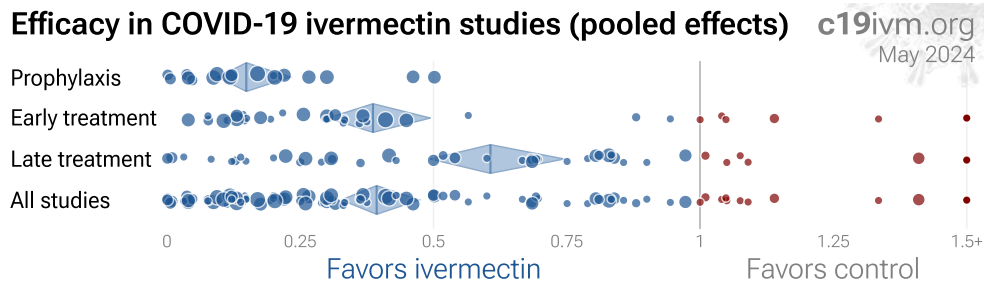


Figure 3. Results by treatment stage.

All 102 ivermectin COVID-19 studies

	Improvement, RR [CI]	Treatment	Control	Dose (4d)	
Chowdhury (RCT)	81% 0.19 [0.01-3.96]	hosp.	0/60 2/56	14mg	OT ¹ CT ²
Espitia-Hernandez	70% 0.30 [0.16-0.55]	recov. time	28 (n) 7 (n)	12mg	CT ²
Carvalho	85% 0.15 [0.02-1.28]	death	1/32 3/14	36mg	CT ²
Mahmud (DB RCT)	86% 0.14 [0.01-2.75]	death	0/183 3/183	12mg	CT ²
Szente Fonseca	-14% 1.14 [0.75-1.66]	hosp.	340 (n) 377 (n)	24mg	
Cadegiani	78% 0.22 [0.01-4.48]	death	0/110 2/137	42mg	CT ²
Ahmed (DB RCT)	85% 0.15 [0.01-2.70]	symptoms	0/17 3/19	48mg	
Chaccour (DB RCT)	96% 0.04 [0.00-1.01]	symptoms	12 (n) 12 (n)	28mg	
Ghuri	92% 0.08 [0.01-0.88]	no recov.	0/37 7/53	48mg	
Babalola (DB RCT)	64% 0.36 [0.10-1.27]	viral+	40 (n) 20 (n)	24mg	OT ¹
Ravikirti (DB RCT)	89% 0.11 [0.01-2.05]	death	0/55 4/57	24mg	
Bukhari (RCT)	82% 0.18 [0.07-0.46]	viral+	4/41 25/45	12mg	
Mohan (DB RCT)	62% 0.38 [0.08-1.75]	no recov.	2/40 6/45	28mg	RIVET-CO ¹
Biber (DB RCT)	70% 0.30 [0.03-2.76]	hosp.	1/47 3/42	36mg	
Elalfy	87% 0.13 [0.06-0.27]	viral+	7/62 44/51	36mg	CT ²
López-Me.. (DB RCT)	67% 0.33 [0.01-8.11]	death	0/200 1/198	84mg	
Roy	6% 0.94 [0.52-1.93]	recov. time	14 (n) 15 (n)	n/a	CT ²
Chahla (CLUS. RCT)	87% 0.13 [0.03-0.54]	no disch.	2/110 20/144	24mg	
Mourya	89% 0.11 [0.05-0.25]	viral+	5/50 47/50	48mg	
Loue (QR)	70% 0.30 [0.04-2.20]	death	1/10 5/15	14mg	
Merino (QR)	74% 0.26 [0.11-0.57]	hosp.	population-based cohort	24mg	censored, see notes CS ⁵
Faisal (RCT)	68% 0.32 [0.14-0.72]	no recov.	6/50 19/50	48mg	
Aref (RCT)	63% 0.37 [0.22-0.61]	recov. time	57 (n) 57 (n)	n/a	
Krolewiecki (RCT)	-152% 2.52 [0.11-58.1]	ventilation	1/27 0/14	168mg	
Vallejos (DB RCT)	-33% 1.33 [0.30-5.72]	death	4/250 3/251	24mg	
Reis (DB RCT)	12% 0.88 [0.49-1.55]	death	21/679 24/679	84mg	TOGETHER impossible data, see notes
Buonfrate (DB RCT)	-211% 3.11 [0.13-73.3]	hosp.	1/28 0/31	336mg	COVER impossible data, see notes
Mayer	55% 0.45 [0.32-0.63]	death	3,266 (n) 17,966 (n)	151mg	
Borody	92% 0.08 [0.01-0.79]	death	0/600 6/600	96mg	CT ² SC ⁴
Abbas (DB RCT)	-4% 1.04 [0.07-16.4]	death	1/99 1/103	84mg	
de Jesús Ascenci..	59% 0.41 [0.36-0.47]	death/hosp.	7,898 (n) 20,150 (n)	12mg	CT ²
Manomai.. (DB RCT)	43% 0.57 [0.20-1.46]	no recov.	3/36 6/36	48mg	
de la Ro.. (DB RCT)	-187% 2.87 [0.12-67.5]	misc.	1/30 0/26	36mg	
Rezai (DB RCT)	-5% 1.05 [0.07-16.7]	death	1/268 1/281	84mg	
Mirahma.. (DB RCT)	67% 0.33 [0.03-3.14]	ventilation	1/131 3/130	24mg	
Schilling (RCT)	67% 0.33 [0.01-7.97]	hosp.	0/45 1/45	168mg	PLATGOV
Bramante (DB RCT)	-197% 2.97 [0.12-72.7]	death	1/408 0/396	90mg	COVID-OUT OT ¹
Mikamo (DB RCT)	-205% 3.05 [0.12-74.7]	progression	1/502 0/527	63mg	
Siripongbo.. (RCT)	0% 1.00 [0.07-15.3]	progression	1/30 1/30	168mg	FINGOV CT ²

Early treatment 61% 0.39 [0.30-0.49] 66/15,892 240/42,912 **61% lower risk**

Tau² = 0.17, I² = 50.6%, p < 0.0001

	Improvement, RR [CI]	Treatment	Control	Dose (4d)	
Gorial	71% 0.29 [0.01-5.76]	death	0/16 2/71	14mg	
Kishoria (RCT)	-8% 1.08 [0.57-2.02]	no disch.	11/19 7/13	12mg	
Podder (RCT)	16% 0.84 [0.55-1.12]	recov. time	32 (n) 30 (n)	14mg	
Khan	87% 0.13 [0.02-1.00]	death	1/115 9/133	12mg	
Chachar (RCT)	10% 0.90 [0.44-1.83]	no recov.	9/25 10/25	36mg	
Soto-Becerra	17% 0.83 [0.71-0.97]	death	92/203 1,438/2,630	14mg	
Rajter (PSM)	46% 0.54 [0.27-0.99]	death	13/98 24/98	14mg	
Hashim (SB RCT)	92% 0.08 [0.00-1.44]	death	0/59 6/70	28mg	CT ²
Camprubí	40% 0.60 [0.18-2.01]	ventilation	3/13 5/13	14mg	
Spoorthi	21% 0.79 [0.64-0.98]	recov. time	50 (n) 50 (n)	n/a	CT ²
Budhiraja	99% 0.01 [0.00-0.15]	death	0/34 103/942	n/a	
Okumuş (DB RCT)	33% 0.67 [0.27-1.64]	death	6/30 9/30	56mg	
Shahbazn.. (DB RCT)	-197% 2.97 [0.13-70.5]	death	1/35 0/34	14mg	
Lima-Morales	78% 0.22 [0.12-0.41]	death	15/481 52/287	12mg	CT ²
Beltran .. (DB RCT)	14% 0.86 [0.29-2.56]	death	5/36 6/37	12mg	
Pott-Junior (RCT)	85% 0.15 [0.01-1.93]	ventilation	1/27 1/4	14mg	censored, see notes
Huvmek (DB RCT)	32% 0.68 [0.38-1.23]	no improv.	13/50 19/50	84mg	
Ahsan	50% 0.50 [0.28-0.90]	death	17/110 17/55	21mg	CT ²
Abd-Elisalam (RCT)	25% 0.75 [0.17-3.06]	death	3/82 4/82	36mg	
Hazan	86% 0.14 [0.01-2.15]	death	0/24 synthetic	24mg	CT ² SC ⁴
Elavarasi	20% 0.80 [0.61-1.06]	death	48/283 311/1,475	n/a	
Rezk	80% 0.20 [0.01-4.13]	death	0/160 2/160	72mg	
Lim (RCT)	69% 0.31 [0.09-1.11]	death	3/241 10/249	112mg	I-TECH
Ozer	75% 0.25 [0.06-1.13]	death	2/60 8/60	28mg	
Ferreira	-5% 1.05 [0.32-3.43]	death	3/21 11/81	n/a	
Jamir (ICU)	-53% 1.53 [0.88-2.67]	death	32/76 69/190	n/a	CU-patients
Raguma	97% 0.03 [0.00-11.71]	death	7 (n) 474 (n)	n/a	



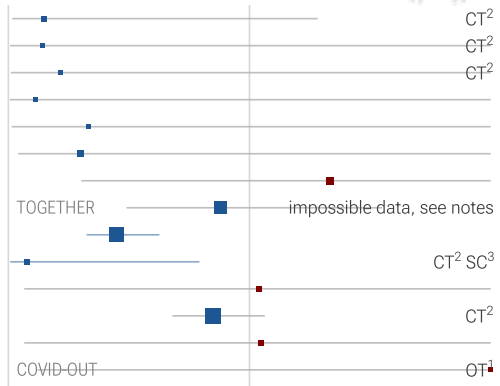
Figure 4. Random effects meta-analysis for all studies. This plot shows pooled effects, see the specific outcome analyses for individual outcomes. Analysis validating pooled outcomes for COVID-19 can be found below. Effect extraction is pre-specified, using the most serious outcome reported. Simplified dosages are shown for comparison, these are the total dose in the first four days for treatment, or the monthly dose for prophylaxis, for a 70kg person. For details of effect extraction and full dosage information see the appendix.

All 51 ivermectin COVID-19 mortality results

c19ivm.org

May 2024

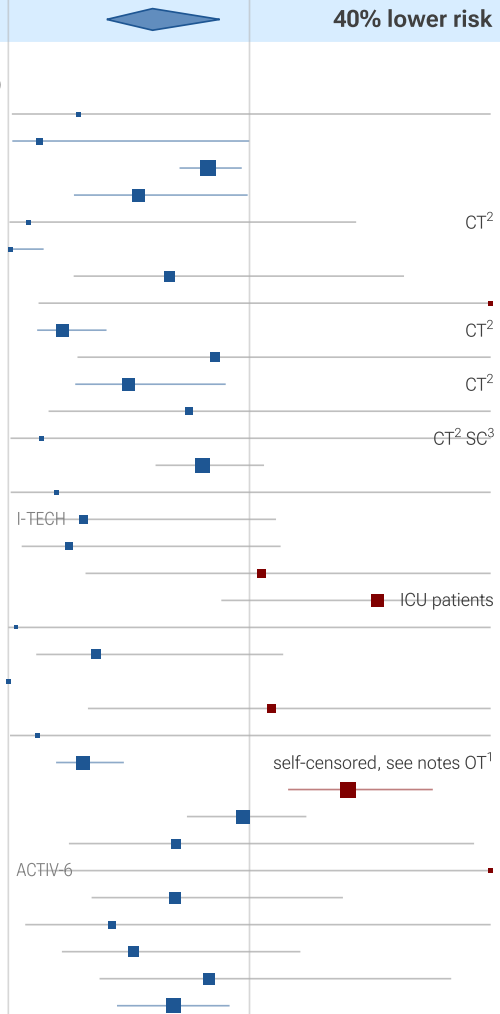
	Improvement, RR [CI]	Treatment	Control	Dose (4d)
Carvallo	85% 0.15 [0.02-1.28]	1/32	3/14	36mg
Mahmud (DB RCT)	86% 0.14 [0.01-2.75]	0/183	3/183	12mg
Cadegiani	78% 0.22 [0.01-4.48]	0/110	2/137	42mg
Ravikirti (DB RCT)	89% 0.11 [0.01-2.05]	0/55	4/57	24mg
López-Me.. (DB RCT)	67% 0.33 [0.01-8.11]	0/200	1/198	84mg
Loue (QR)	70% 0.30 [0.04-2.20]	1/10	5/15	14mg
Vallejos (DB RCT)	-33% 1.33 [0.30-5.72]	4/250	3/251	24mg
Reis (DB RCT)	12% 0.88 [0.49-1.55]	21/679	24/679	84mg
Mayer	55% 0.45 [0.32-0.63]	3,266 (n)	17,966 (n)	151mg
Borody	92% 0.08 [0.01-0.79]	0/600	6/600	96mg
Abbas (DB RCT)	-4% 1.04 [0.07-16.4]	1/99	1/103	84mg
de Jesús Ascenci..	15% 0.85 [0.68-1.06]	101/7,898	303/20,150	12mg
Rezai (DB RCT)	-5% 1.05 [0.07-16.7]	1/268	1/281	84mg
Bramante (DB RCT)	-197% 2.97 [0.12-72.7]	1/408	0/396	90mg



Early treatment 40% 0.60 [0.41-0.88] 131/14,058 356/41,030 **40% lower risk**

Tau² = 0.12, I² = 40.2%, p = 0.0083


	Improvement, RR [CI]	Treatment	Control	Dose (4d)
Gorial	71% 0.29 [0.01-5.76]	0/16	2/71	14mg
Khan	87% 0.13 [0.02-1.00]	1/115	9/133	12mg
Soto-Becerra	17% 0.83 [0.71-0.97]	92/203	1,438/2,630	14mg
Rajter (PSM)	46% 0.54 [0.27-0.99]	13/98	24/98	14mg
Hashim (SB RCT)	92% 0.08 [0.00-1.44]	0/59	6/70	28mg
Budhiraja	99% 0.01 [0.00-0.15]	0/34	103/942	n/a
Okumuş (DB RCT)	33% 0.67 [0.27-1.64]	6/30	9/30	56mg
Shahbazn.. (DB RCT)	-197% 2.97 [0.13-70.5]	1/35	0/34	14mg
Lima-Morales	78% 0.22 [0.12-0.41]	15/481	52/287	12mg
Beltran .. (DB RCT)	14% 0.86 [0.29-2.56]	5/36	6/37	12mg
Ahsan	50% 0.50 [0.28-0.90]	17/110	17/55	21mg
Abd-El salam (RCT)	25% 0.75 [0.17-3.06]	3/82	4/82	36mg
Hazan	86% 0.14 [0.01-2.15]	0/24	synthetic	24mg
Elavarasi	20% 0.80 [0.61-1.06]	48/283	311/1,475	n/a
Rezk	80% 0.20 [0.01-4.13]	0/160	2/160	72mg
Lim (RCT)	69% 0.31 [0.09-1.11]	3/241	10/249	112mg
Ozer	75% 0.25 [0.06-1.13]	2/60	8/60	28mg
Ferreira	-5% 1.05 [0.32-3.43]	3/21	11/81	n/a
Jamir (ICU)	-53% 1.53 [0.88-2.67]	32/76	69/190	n/a
Baguma	97% 0.03 [0.00-11.7]	7 (n)	474 (n)	n/a
Mustafa	64% 0.36 [0.12-1.14]	3/73	42/371	varies
Shimizuz	100% 0.00 [0.00-0.01]	0/39	8/49	14mg
Zubair	-9% 1.09 [0.33-3.64]	5/90	5/98	12mg
Thairu (PSM)	88% 0.12 [0.01-2.14]	0/21	4/26	56mg
Efimenko (PSM)	69% 0.31 [0.20-0.48]	1,072 (n)	40,536 (n)	n/a
Soto	-41% 1.41 [1.16-1.76]	280/484	374/934	n/a
Ravikirti	3% 0.97 [0.74-1.24]	53/171	254/794	varies
George (RCT)	30% 0.70 [0.25-1.93]	5/35	8/39	24mg
Naggie (DB RCT)	-200% 3.00 [0.12-73.6]	1/602	0/604	168mg
Rezai (DB RCT)	31% 0.69 [0.35-1.39]	13/311	18/298	84mg
Ochoa-Ja.. (DB RCT)	57% 0.43 [0.07-2.50]	2/37	4/38	28mg
Munir	48% 0.52 [0.22-1.21]	92 (n)	908 (n)	n/a
Llenas-García	17% 0.83 [0.38-1.84]	10/96	12/96	14mg
Osati	32% 0.68 [0.45-0.92]	448 (n)	849 (n)	n/a



Late treatment 44% 0.56 [0.43-0.73] 613/5,742 2,810/52,798 **44% lower risk**

Tau² = 0.30, I² = 81.6%, p < 0.0001

	Improvement, RR [CI]	Treatment	Control	Dose (1m)
Bernigaud	99% 0.01 [0.00-0.10]	0/69	150/3,062	84mg
Tanioka (ECO.)	88% 0.12 [0.03-0.46]	ecological		14mg
Kerr (PSM)	70% 0.30 [0.19-0.46]	25/3,034	79/3,034	56mg



Prophylaxis 90% 0.10 [0.02-0.50] 25/3,103 229/6,096 **90% lower risk**

Tau² = 1.39, I² = 76.5%, p = 0.005

All studies 49% 0.51 [0.40-0.65] 769/22,903 3,395/99,924 **49% lower risk**

¹ OT: ivermectin vs. other treatment
² CT: study uses combined treatment
³ SC: study uses synthetic control arm
 Tau² = 0.31, I² = 80.6%, p < 0.0001

Favors ivermectin Favors control

Figure 5. Random effects meta-analysis for mortality.

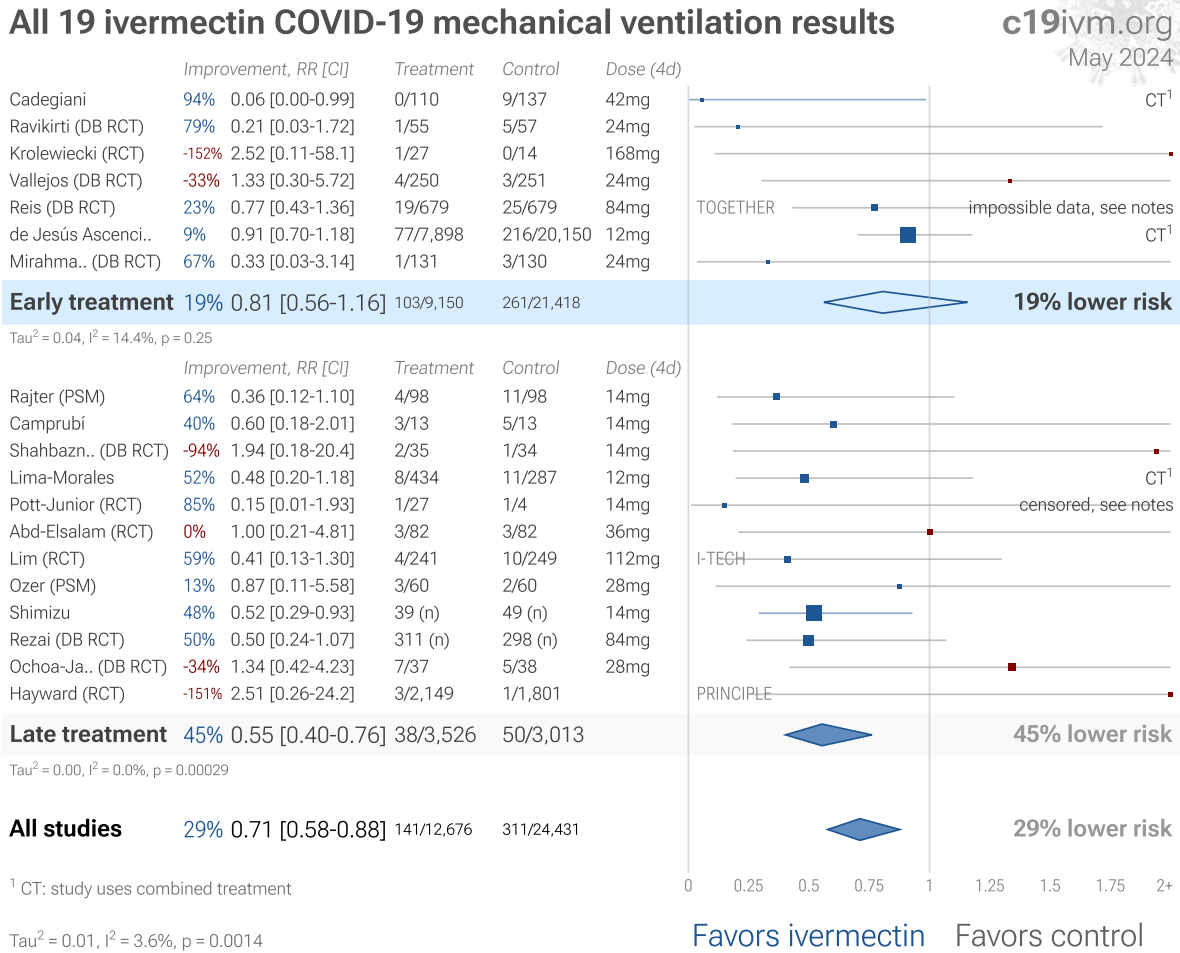


Figure 6. Random effects meta-analysis for mechanical ventilation.

All 14 ivermectin COVID-19 ICU results

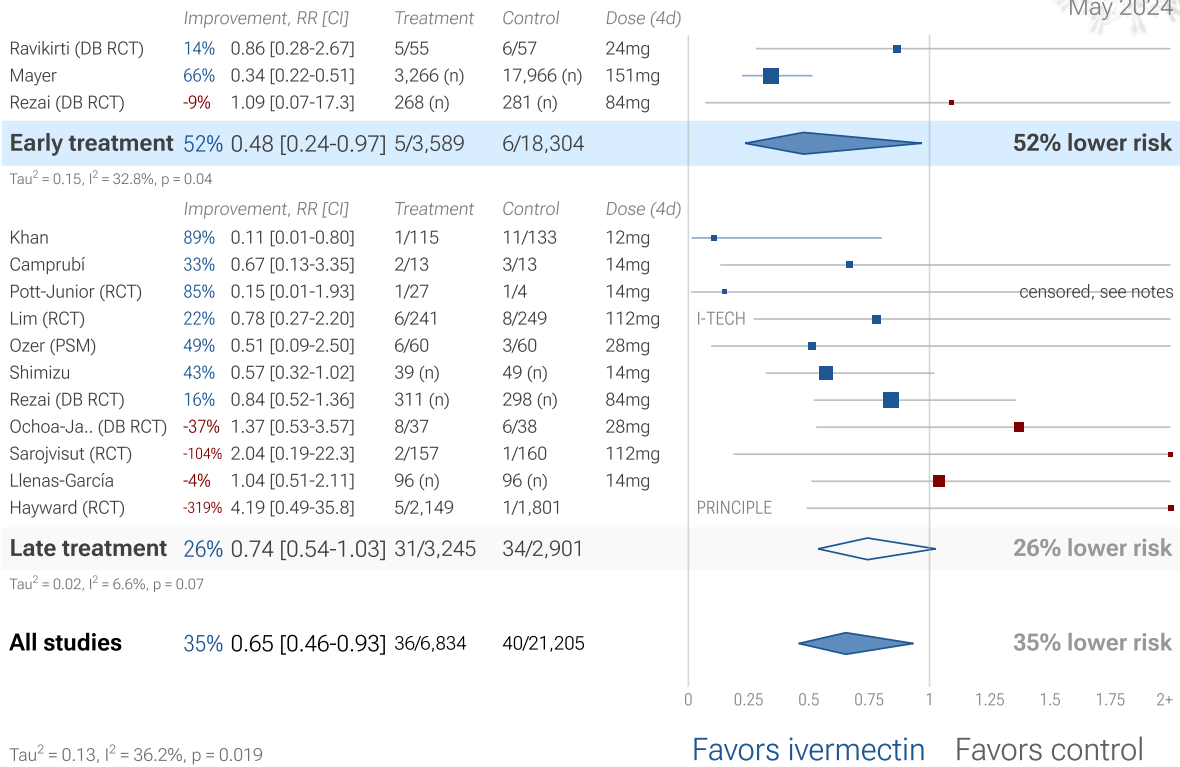
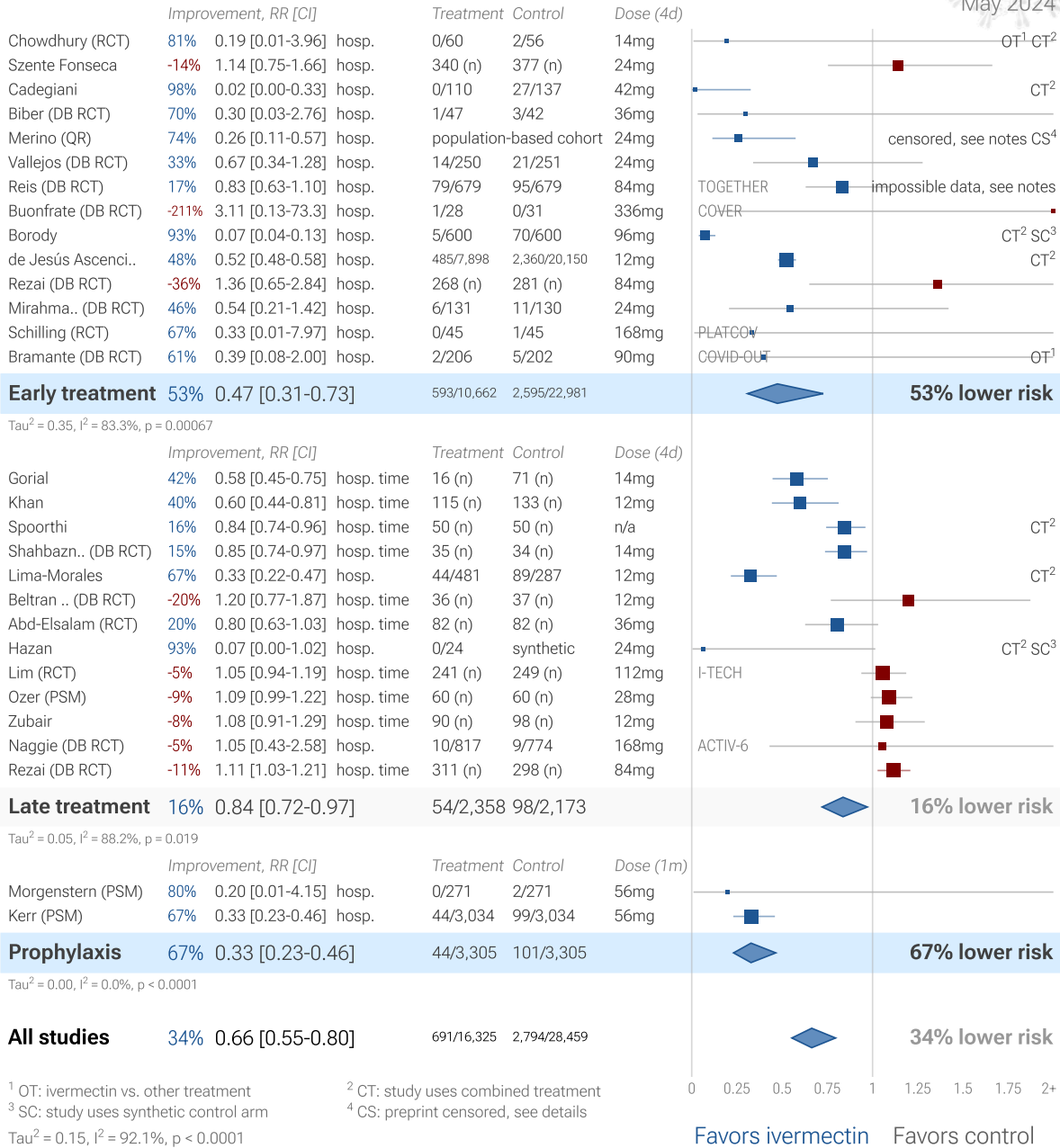


Figure 7. Random effects meta-analysis for ICU admission.

All 29 ivermectin COVID-19 hospitalization results

c19ivm.org

May 2024



¹ OT: ivermectin vs. other treatment
³ SC: study uses synthetic control arm
 Tau² = 0.15, I² = 92.1%, p < 0.0001

² CT: study uses combined treatment
⁴ CS: preprint censored, see details

Favors ivermectin Favors control

Figure 8. Random effects meta-analysis for hospitalization.

All 38 ivermectin COVID-19 recovery results

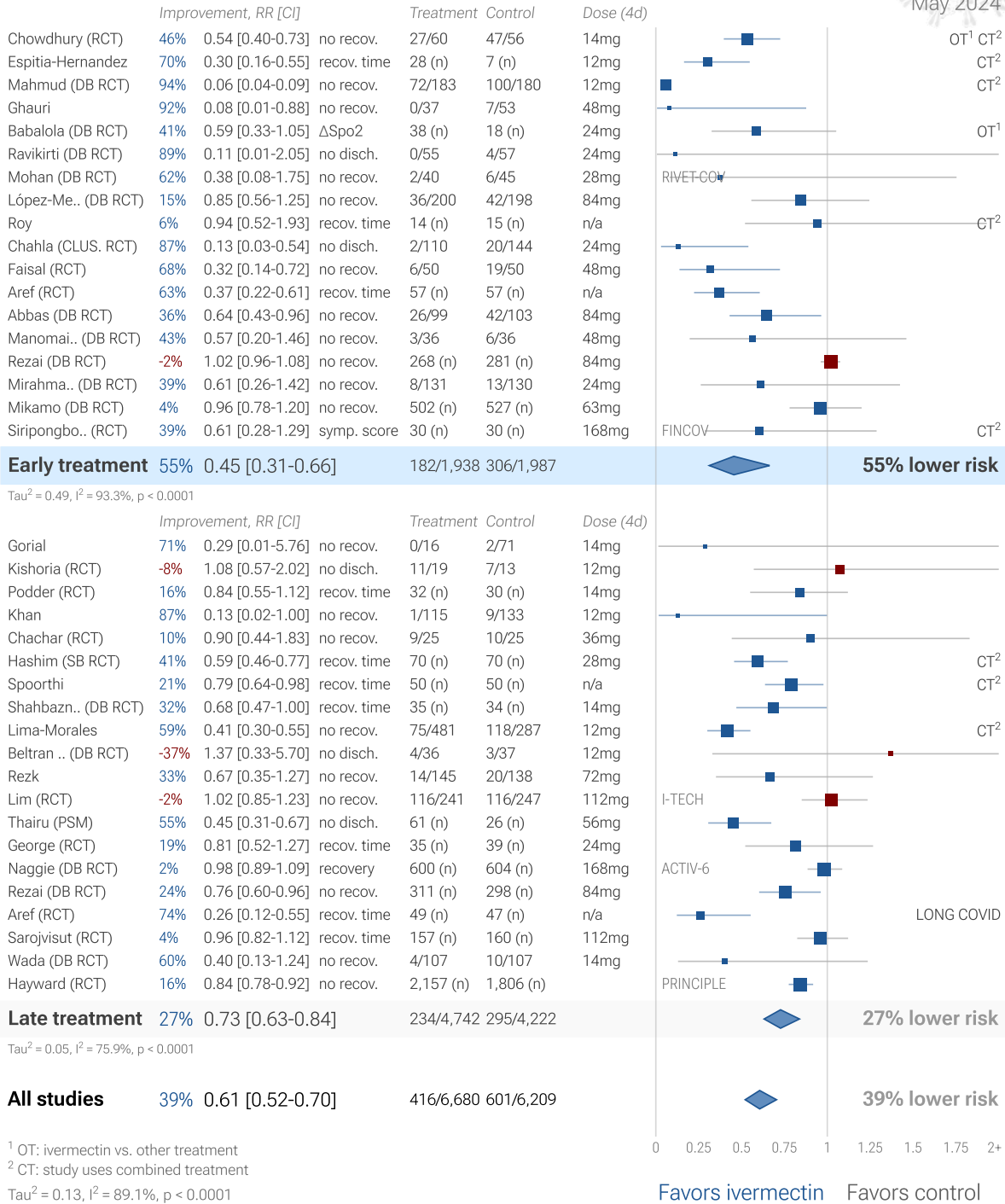


Figure 9. Random effects meta-analysis for recovery results only.

¹ OT: ivermectin vs. other treatment

² CT: study uses combined treatment

Tau² = 0.13, I² = 89.1%, p < 0.0001

All 16 ivermectin COVID-19 case results

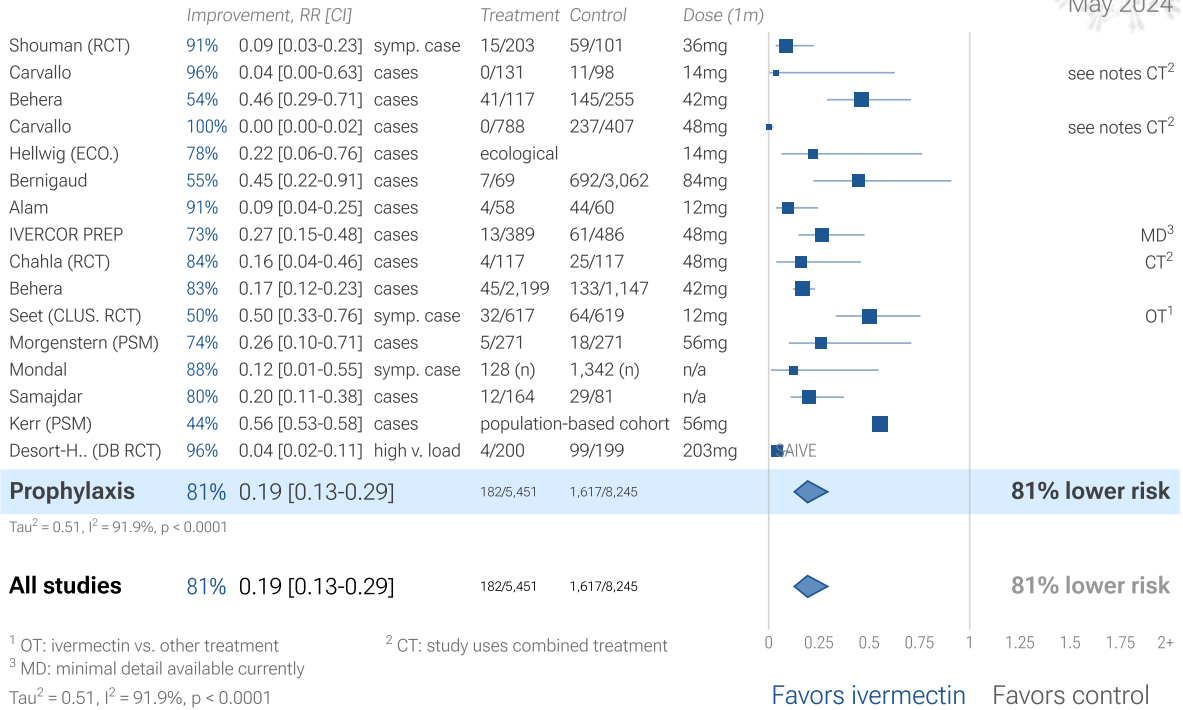


Figure 10. Random effects meta-analysis for COVID-19 case results.

All 31 ivermectin COVID-19 viral clearance results

c19ivm.org

May 2024

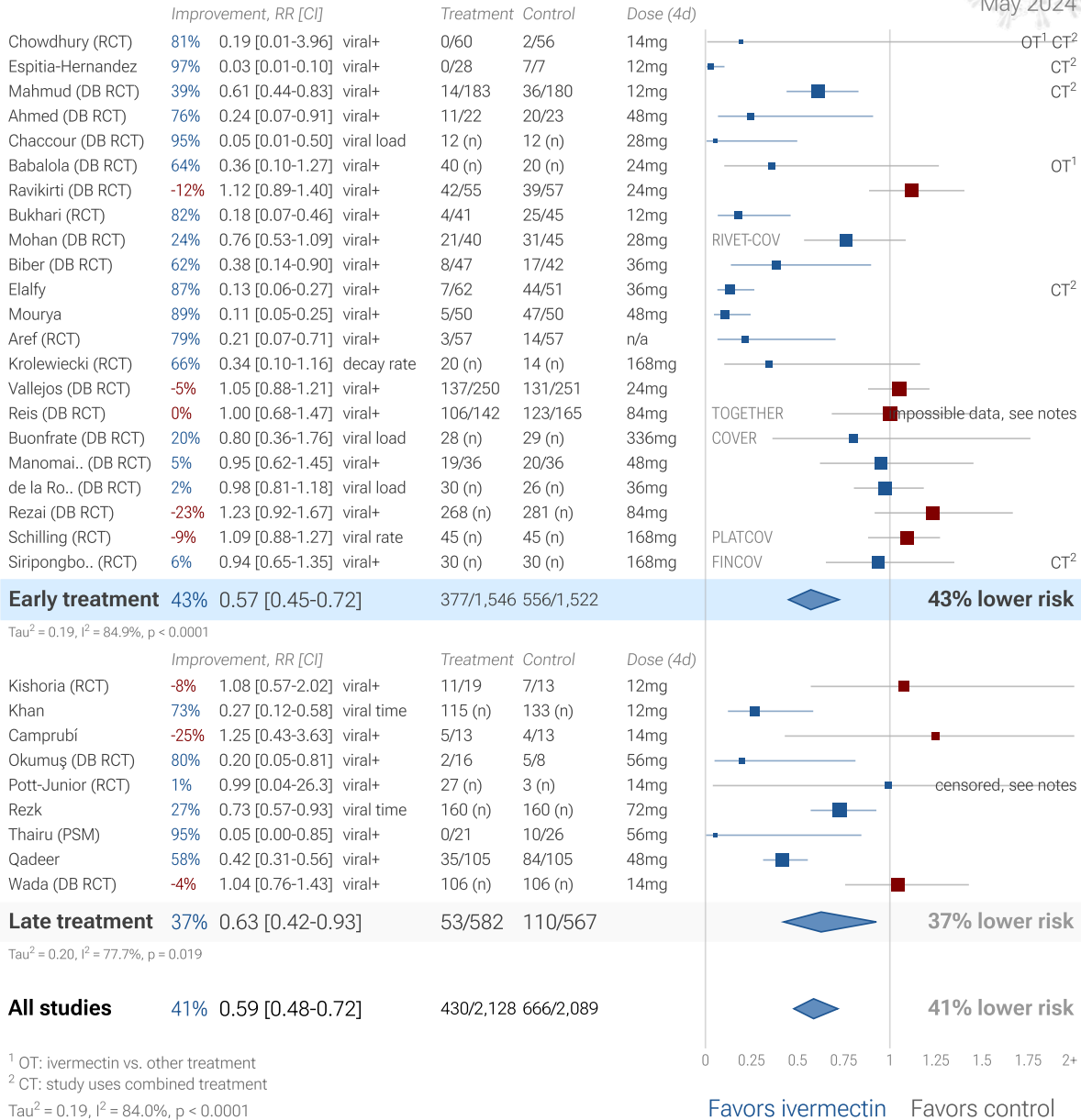


Figure 11. Random effects meta-analysis for viral clearance.

All 86 ivermectin COVID-19 peer reviewed studies

c19ivm.org

May 2024

	Improvement, RR [CI]	Treatment	Control	Dose (4d)		
Chowdhury (RCT)	81% 0.19 [0.01-3.96]	hosp.	0/60	2/56	14mg	OT ¹ CT ²
Espitia-Hernandez	70% 0.30 [0.16-0.55]	recov. time	28 (n)	7 (n)	12mg	CT ²
Carvalho	85% 0.15 [0.02-1.28]	death	1/32	3/14	36mg	CT ²
Mahmud (DB RCT)	86% 0.14 [0.01-2.75]	death	0/183	3/183	12mg	CT ²
Szente Fonseca	-14% 1.14 [0.75-1.66]	hosp.	340 (n)	377 (n)	24mg	
Cadegiani	78% 0.22 [0.01-4.48]	death	0/110	2/137	42mg	CT ²
Ahmed (DB RCT)	85% 0.15 [0.01-2.70]	symptoms	0/17	3/19	48mg	
Chaccour (DB RCT)	96% 0.04 [0.00-1.01]	symptoms	12 (n)	12 (n)	28mg	
Ghuri	92% 0.08 [0.01-0.88]	no recov.	0/37	7/53	48mg	
Babalola (DB RCT)	64% 0.36 [0.10-1.27]	viral+	40 (n)	20 (n)	24mg	OT ¹
Ravikirti (DB RCT)	89% 0.11 [0.01-2.05]	death	0/55	4/57	24mg	
Mohan (DB RCT)	62% 0.38 [0.08-1.75]	no recov.	2/40	6/45	28mg	
Biber (DB RCT)	70% 0.30 [0.03-2.76]	hosp.	1/47	3/42	36mg	
Elalfy	87% 0.13 [0.06-0.27]	viral+	7/62	44/51	36mg	CT ²
López-Me.. (DB RCT)	67% 0.33 [0.01-8.11]	death	0/200	1/198	84mg	
Chahla (CLUS. RCT)	87% 0.13 [0.03-0.54]	no disch.	2/110	20/144	24mg	
Mourya	89% 0.11 [0.05-0.25]	viral+	5/50	47/50	48mg	
Loue (QR)	70% 0.30 [0.04-2.20]	death	1/10	5/15	14mg	
Faisal (RCT)	68% 0.32 [0.14-0.72]	no recov.	6/50	19/50	48mg	
Aref (RCT)	63% 0.37 [0.22-0.61]	recov. time	57 (n)	57 (n)	n/a	
Krolewiecki (RCT)	-152% 2.52 [0.11-58.1]	ventilation	1/27	0/14	168mg	
Vallejos (DB RCT)	-33% 1.33 [0.30-5.72]	death	4/250	3/251	24mg	
Reis (DB RCT)	12% 0.88 [0.49-1.55]	death	21/679	24/679	84mg	impossible data, see notes
Buonfrate (DB RCT)	-211% 3.11 [0.13-73.3]	hosp.	1/28	0/31	336mg	
Mayer	55% 0.45 [0.32-0.63]	death	3,266 (n)	17,966 (n)	151mg	
Abbas (DB RCT)	-4% 1.04 [0.07-16.4]	death	1/99	1/103	84mg	
de Jesús Ascenci..	59% 0.41 [0.36-0.47]	death/hosp.	7,898 (n)	20,150 (n)	12mg	CT ²
Manomai.. (DB RCT)	43% 0.57 [0.20-1.46]	no recov.	3/36	6/36	48mg	
de la Ro.. (DB RCT)	-187% 2.87 [0.12-67.5]	misc.	1/30	0/26	36mg	
Rezai (DB RCT)	-5% 1.05 [0.07-16.7]	death	1/268	1/281	84mg	
Mirahma.. (DB RCT)	67% 0.33 [0.03-3.14]	ventilation	1/131	3/130	24mg	
Schilling (RCT)	67% 0.33 [0.01-7.97]	hosp.	0/45	1/45	168mg	
Bramante (DB RCT)	-197% 2.97 [0.12-72.7]	death	1/408	0/396	90mg	OT ¹
Mikamo (DB RCT)	-205% 3.05 [0.12-74.7]	progression	1/502	0/527	63mg	
Siripongbo.. (RCT)	0% 1.00 [0.07-15.3]	progression	1/30	1/30	168mg	CT ²

Early treatment 61% 0.39 [0.30-0.51] 62/15,237 209/42,252 **61% lower risk**

Tau² = 0.15, I² = 47.3%, p < 0.0001

	Improvement, RR [CI]	Treatment	Control	Dose (4d)		
Kishoria (RCT)	-8% 1.08 [0.57-2.02]	no disch.	11/19	7/13	12mg	
Podder (RCT)	16% 0.84 [0.55-1.12]	recov. time	32 (n)	30 (n)	14mg	
Khan	87% 0.13 [0.02-1.00]	death	1/115	9/133	12mg	
Chachar (RCT)	10% 0.90 [0.44-1.83]	no recov.	9/25	10/25	36mg	
Rajter (PSM)	46% 0.54 [0.27-0.99]	death	13/98	24/98	14mg	
Hashim (SB RCT)	92% 0.08 [0.00-1.44]	death	0/59	6/70	28mg	CT ²
Camprubí	40% 0.60 [0.18-2.01]	ventilation	3/13	5/13	14mg	
Spoorthi	21% 0.79 [0.64-0.98]	recov. time	50 (n)	50 (n)	n/a	CT ²
Okumuş (DB RCT)	33% 0.67 [0.27-1.64]	death	6/30	9/30	56mg	
Shahbazn.. (DB RCT)	-197% 2.97 [0.13-70.5]	death	1/35	0/34	14mg	
Lima-Morales	78% 0.22 [0.12-0.41]	death	15/481	52/287	12mg	CT ²
Beltran .. (DB RCT)	14% 0.86 [0.29-2.56]	death	5/36	6/37	12mg	
Pott-Junior (RCT)	85% 0.15 [0.01-1.93]	ventilation	1/27	1/4	14mg	censored, see notes
Ahsan	50% 0.50 [0.28-0.90]	death	17/110	17/55	21mg	CT ²
Abd-Elsalam (RCT)	25% 0.75 [0.17-3.06]	death	3/82	4/82	36mg	
Hazan	86% 0.14 [0.01-2.15]	death	0/24	synthetic	24mg	CT ² SC ³
Elavarasi	20% 0.80 [0.61-1.06]	death	48/283	311/1,475	n/a	
Rezk	80% 0.20 [0.01-4.13]	death	0/160	2/160	72mg	
Lim (RCT)	69% 0.31 [0.09-1.11]	death	3/241	10/249	112mg	
Ozer	75% 0.25 [0.06-1.13]	death	2/60	8/60	28mg	
Ferreira	-5% 1.05 [0.32-3.43]	death	3/21	11/81	n/a	
Jamir (ICU)	-53% 1.53 [0.88-2.67]	death	32/76	69/190	n/a	CU patients
Mustafa	64% 0.36 [0.12-1.14]	death	3/73	42/371	varies	
Shimizu	100% 0.00 [0.00-0.01]	death	0/39	8/49	14mg	
Zubair	-9% 1.09 [0.33-3.64]	death	5/90	5/98	12mg	
Thairu (PSM)	88% 0.12 [0.01-2.14]	death	0/21	4/26	56mg	
Efimenko (PSM)	69% 0.31 [0.20-0.48]	death	1,072 (n)	40,536 (n)	n/a	self-censored, see notes OT ¹
Soto	-41% 1.41 [1.16-1.76]	death	280/484	374/934	n/a	
George (RCT)	30% 0.70 [0.25-1.93]	death	5/35	8/39	24mg	
Naggie (DB RCT)	-200% 3.00 [0.12-73.6]	death	1/602	0/604	168mg	
Rezai (DB RCT)	31% 0.69 [0.35-1.39]	death	13/311	18/298	84mg	

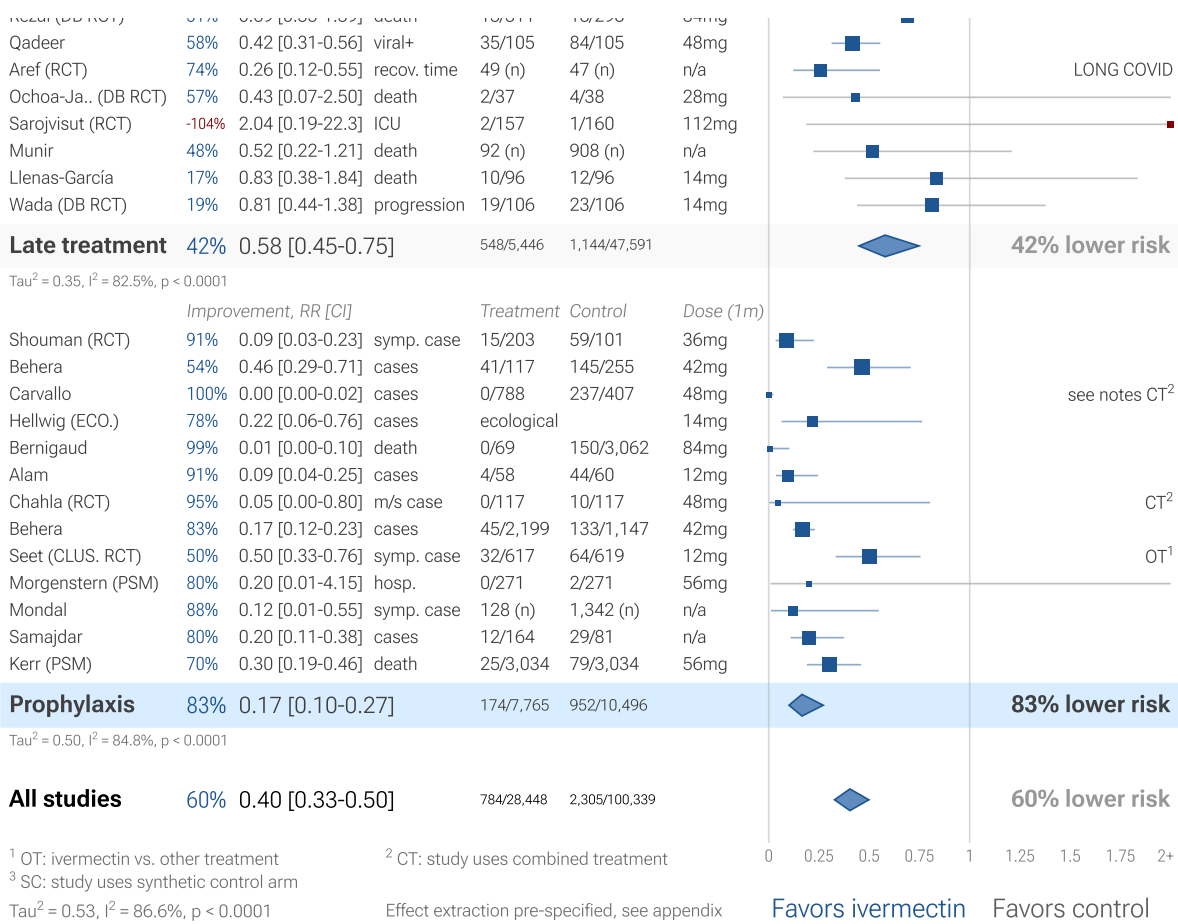


Figure 12. Random effects meta-analysis for peer-reviewed trials. Zeraatkar *et al.* analyze 356 COVID-19 trials, finding no significant evidence that preprint results are inconsistent with peer-reviewed studies. They also show extremely long peer-review delays, with a median of 6 months to journal publication. A six month delay was equivalent to around 1.5 million deaths during the first two years of the pandemic. Authors recommend using preprint evidence, with appropriate checks for potential falsified data, which provides higher certainty much earlier. Davidson *et al.* also showed no important difference between meta analysis results of preprints and peer-reviewed publications for COVID-19, based on 37 meta analyses including 114 trials. Effect extraction is pre-specified, using the most serious outcome reported, see the appendix for details. Analysis validating pooled outcomes for COVID-19 can be found below.

Randomized Controlled Trials (RCTs)

Results restricted to Randomized Controlled Trials (RCTs) are shown in Figure 13, 14, 15, and 16, Table 1, and Table 2. The supplementary data contains RCT results after exclusions.

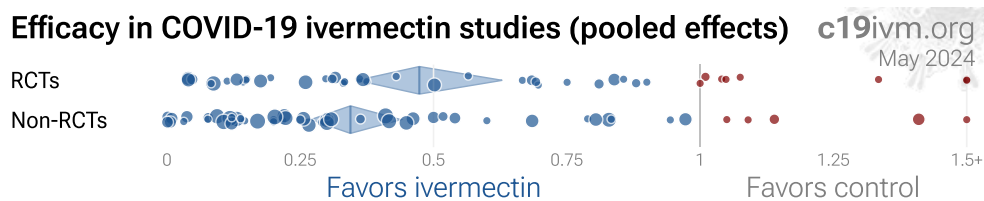


Figure 13. Randomized Controlled Trials. The distribution of results for RCTs is similar to the distribution for all other studies.

All 49 ivermectin COVID-19 Randomized Controlled Trials

c19ivm.org

May 2024



¹ OT: ivermectin vs. other treatment
² CT: study uses combined treatment
 Tau² = 0.46, I² = 64.9%, p < 0.0001

Effect extraction pre-specified
 (most serious outcome, see appendix)

Favors ivermectin Favors control

Figure 14. Random effects meta-analysis for Randomized Controlled Trials only. Effect extraction is pre-specified, using the

most serious outcome reported, see the appendix for details. Analysis validating pooled outcomes for COVID-19 can be found below.

All 18 ivermectin COVID-19 RCT mortality results

c19ivm.org
May 2024

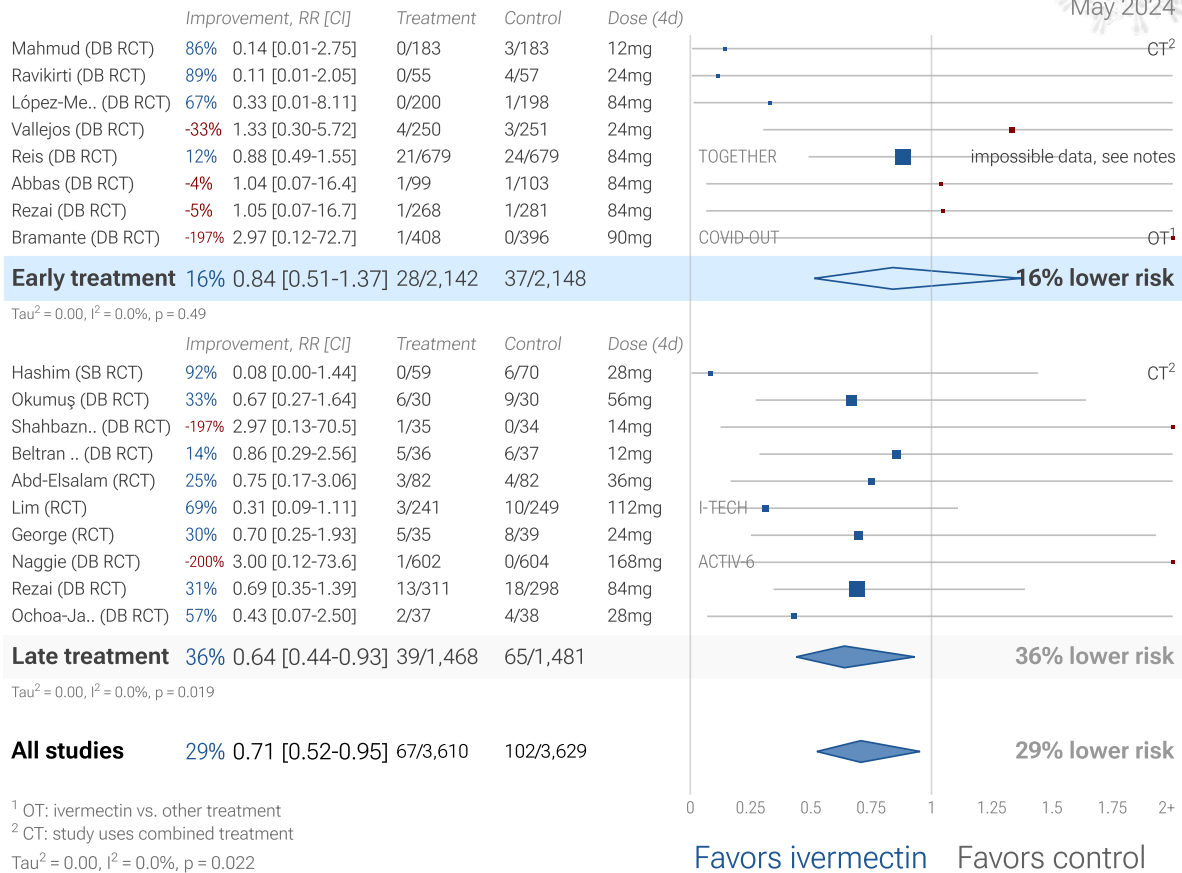


Figure 15. Random effects meta-analysis for RCT mortality results.

All 4 ivermectin COVID-19 RCT case results

c19ivm.org
May 2024

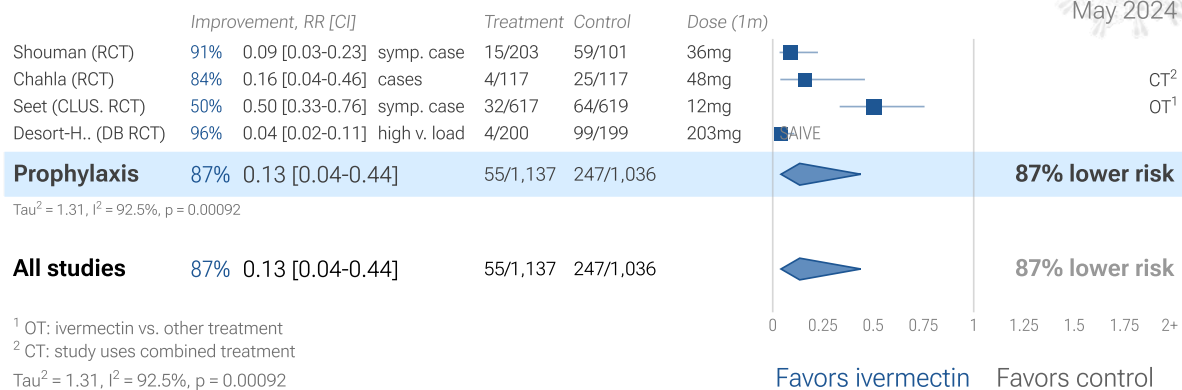


Figure 17. Random effects meta-analysis for RCT case results.

All 23 ivermectin COVID-19 RCT viral clearance results

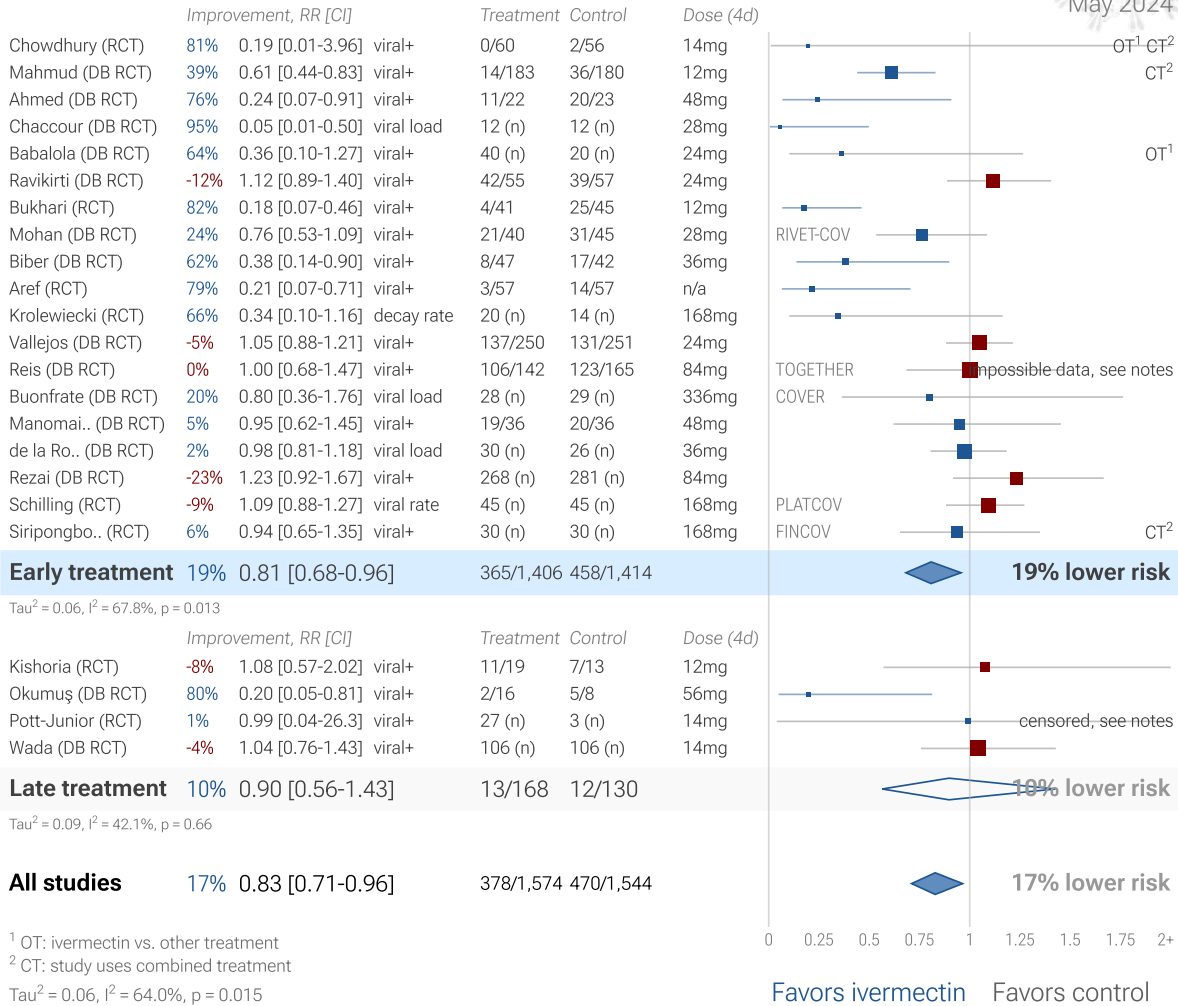


Figure 16. Random effects meta-analysis for RCT viral clearance results.

RCTs have many potential biases. RCTs help to make study groups more similar and can provide a higher level of evidence, however they are subject to many biases ^{Jadad}, and analysis of double-blind RCTs has identified extreme levels of bias ^{Gøtzsche}. For COVID-19, the overhead may delay treatment, dramatically compromising efficacy; they may encourage monotherapy for simplicity at the cost of efficacy which may rely on combined or synergistic effects; the participants that sign up may not reflect real world usage or the population that benefits most in terms of age, comorbidities, severity of illness, or other factors; standard of care may be compromised and unable to evolve quickly based on emerging research for new diseases; errors may be made in randomization and medication delivery; and investigators may have hidden agendas or vested interests influencing design, operation, analysis, reporting, and the potential for fraud. All of these biases have been observed with COVID-19 RCTs. There is no guarantee that a specific RCT provides a higher level of evidence.

Conflicts of interest for COVID-19 RCTs. RCTs are expensive and many RCTs are funded by pharmaceutical companies or interests closely aligned with pharmaceutical companies. For COVID-19, this creates an incentive to show efficacy for patented commercial products, and an incentive to show a lack of efficacy for inexpensive treatments. The bias is expected to be significant, for example *Als-Nielsen et al.* analyzed 370 RCTs from Cochrane reviews, showing that trials funded by for-profit organizations were 5 times more likely to recommend the experimental drug compared with those funded by nonprofit organizations. For COVID-19, some major philanthropic organizations are largely funded by investments with extreme conflicts of interest for and against specific COVID-19 interventions.

RCTs for novel acute diseases requiring rapid treatment. High quality RCTs for novel acute diseases are more challenging, with increased ethical issues due to the urgency of treatment, increased risk due to enrollment delays, and more difficult design with a rapidly evolving evidence base. For COVID-19, the most common site of initial infection is the upper respiratory tract. Immediate treatment is likely to be most successful and may prevent or slow progression to other parts of the body. For a non-prophylaxis RCT, it makes sense to provide treatment in advance and instruct patients to use it immediately on symptoms, just as some governments have done by providing medication kits in advance. Unfortunately, no RCTs have been done in this way. Every treatment RCT to date involves delayed treatment. Among the 69 treatments we have analyzed, 63% of RCTs involve very late treatment 5+ days after onset. No non-prophylaxis COVID-19 RCTs match the potential real-world use of early treatments. They may more accurately represent results for treatments that require visiting a medical facility, e.g., those requiring intravenous administration.

RCT bias for widely available treatments. RCTs have a bias against finding an effect for interventions that are widely available — patients that believe they need the intervention are more likely to decline participation and take the intervention. RCTs for ivermectin are more likely to enroll low-risk participants that do not need treatment to recover, making the results less applicable to clinical practice. This bias is likely to be greater for widely known treatments, and may be greater when the risk of a serious outcome is overstated. This bias does not apply to the typical pharmaceutical trial of a new drug that is otherwise unavailable.

Non-RCT studies have been shown to be reliable. Evidence shows that non-RCT studies can also provide reliable results. *Concato et al.* found that well-designed observational studies do not systematically overestimate the magnitude of the effects of treatment compared to RCTs. *Anglemyer et al.* summarized reviews comparing RCTs to observational studies and found little evidence for significant differences in effect estimates. *Lee et al.* showed that only 14% of the guidelines of the Infectious Diseases Society of America were based on RCTs. Evaluation of studies relies on an understanding of the study and potential biases. Limitations in an RCT can outweigh the benefits, for example excessive dosages, excessive treatment delays, or Internet survey bias may have a greater effect on results. Ethical issues may also prevent running RCTs for known effective treatments. For more on issues with RCTs see *Deaton, Nichol*.

Using all studies identifies efficacy 7+ months faster (8+ months for low-cost treatments). Currently, 44 of the treatments we analyze show statistically significant efficacy or harm, defined as $\geq 10\%$ decreased risk or $>0\%$ increased risk from ≥ 3 studies. Of these, 28 have been confirmed in RCTs, with a mean delay of 7.0 months. When considering only low cost treatments, 23 have been confirmed with a delay of 8.4 months. For the 16 unconfirmed treatments, 3 have zero RCTs to date. The point estimates for the remaining 13 are all consistent with the overall results (benefit or harm), with 10 showing $>20\%$. The only treatments showing $>10\%$ efficacy for all studies, but $<10\%$ for RCTs are sotrovimab and aspirin.

Summary. We need to evaluate each trial on its own merits. RCTs for a given medication and disease may be more reliable, however they may also be less reliable. For off-patent medications, very high conflict of interest trials may be more likely to be RCTs, and more likely to be large trials that dominate meta analyses.

Exclusions

To avoid bias in the selection of studies, we analyze all non-retracted studies. Here we show the results after excluding studies with critical issues likely to alter results, non-standard studies, and studies where very minimal detail is currently available. Our bias evaluation is based on analysis of each study and identifying when there is a significant chance that limitations will substantially change the outcome of the study. We believe this can be more valuable than checklist-based approaches such as Cochrane GRADE, which may underemphasize serious issues not captured in the checklists, overemphasize issues unlikely to alter outcomes in specific cases (for example, lack of blinding for an objective mortality outcome, or certain specifics of randomization with a very large effect size), or be subject to bias. However, they can also be very high quality *Bryant*.

A team of researchers has analyzed the data in ivermectin studies and identified several studies with concerns. Retracted studies are not in this analysis. All other studies that the team has identified are excluded here. For more details see the [response section](#).

Detailed description of issues with *Beltran Gonzalez, Bramante, Hayward, López-Medina, Naggie, Reis, Vallejos* can be found in the study notes section.

Soto-Becerra is a database analysis covering anyone with ICD-10 COVID-19 codes, which includes asymptomatic PCR+ patients. Therefore many patients in the control group are likely asymptomatic with regards to SARS-CoV-2, but in the hospital for another reason. For those that had symptomatic COVID-19, there is also likely significant confounding by indication. KM curves show that the treatment groups were in more serious condition, with more than the total excess mortality at 30 days occurring on day 1. All treatments are worse than the control group at 30 days, while at the latest followup all treatments show lower mortality than control. The machine learning system used also appears over-parameterized and likely to result in significant overfitting and inaccurate results. There is also no real control group in this study - patients receiving the treatments after 48 hours were put in the control group. Authors also state that outcomes within 24 hours were excluded, however the KM curves show significant mortality at day 1 (only for the treatment groups). Several protocol violations have also been reported in this study *Yim*. Note that this study provides both 30 day mortality and weighted KM curves up to day 43 for ivermectin, we use the day 43 results as per our protocol. *IVERCOR PREP* reports prophylaxis results, however only very minimal details are currently available in a news report and an online presentation. *Hellwig* analyze African countries and COVID-19 cases in October 2020 as a function of whether widespread prophylactic use of ivermectin is used for parasitic infections. *Tanioka* perform a similar analysis for COVID-19 mortality in January 2021. These studies are excluded because they are not clinical trials. *Shahbaznejad* had only one death that occurred in a patient that was critically ill at the time of admission and died within the first 24 hours. *Galan* perform an RCT comparing ivermectin and other treatments with very late stage severe condition hospitalized patients, not showing significant differences between the treatments. Authors were unable to add a control arm due to ethical issues. The closest control comparison we could find is *Baqui*, which shows 43% hospital mortality in the northern region of Brazil where the study was performed, from which we can estimate the mortality with ivermectin in this study as 47% lower, RR 0.53. Further, the study is restricted to more severe cases, hence the expected mortality, and therefore the benefit of treatment, may be higher. *Kishoria* restrict inclusion to patients that did not respond to standard treatment, provide no details on the time of the discharge status, and there are very large unadjusted differences in the groups, with over twice as many patients in the ivermectin group with age >40, and all patients over 60 in the ivermectin group. *Angkasekwinai* does not make sense as reported, for details see c19ivm.org.

Summarizing, the studies excluded are as follows, and the resulting forest plot is shown in Figure 18. The supplementary data shows results after restrictions and exclusions.

Abbas, very minimal patient information, three different results for the recovery outcome, selective omission of the statistically significant recovery p-value, and other inconsistencies.

Ahsan, unadjusted results with no group details.

Beltran Gonzalez, major inconsistencies reported and the data is no longer available *Chamie*, although the authors state that it is available, and have shared it with an anti-treatment group.

Borody, preliminary report with minimal details.

Buonfrate, significant unadjusted group differences, with 3 times as many patients in the ivermectin arms having the baseline visit in a hospital setting, and arm C having large differences in baseline gender, weight, cough, pyrexia, and anosmia, excessive dose for arm C.

Cadegiani, control group retrospectively obtained from untreated patients in the same population.

Carvalho, concern about potential data issues.

Carvalho (B), concern about potential data issues.

Carvalho (C), minimal details of groups provided.

de Jesús Ascencio-Montiel, unadjusted results with alternate outcome adjusted results showing significant changes with adjustments. Excluded results: death, mechanical ventilation, hospitalization, progression.

de la Rocha, data mismatch, no response from authors.

Elavarasi, unadjusted results with no group details.

Ferreira, unadjusted results with no group details; substantial unadjusted confounding by indication likely.

Hazan (B), study uses a synthetic control arm.

Hellwig, not a typical trial, analysis of African countries that used or did not use ivermectin prophylaxis for parasitic infections.

IVERCOR PREP, minimal details provided.

Kishoria, excessive unadjusted differences between groups.

López-Medina, strong evidence of patients in the control group self-medicating, ivermectin widely used in the population at that time, and the study drug identity was concealed by using the name D11AX22.

Mikamo, very low risk group with almost no progression leaves little room for improvement, unbalanced baseline dyspnea and high symptom scores, design and post-hoc changes favor null result.

Mustafa, unadjusted results with no group details.

Qadeer, minimal baseline details provided.

Ravikirti, exclusion of patients in less severe condition, data/analysis concerns.

Reis, multiple anomalies as per detailed analysis.

Rezai, multiple critical issues, see study page.

Rezai (B), multiple critical issues, see study page.

Roy, no serious outcomes reported and fast recovery in treatment and control groups, there is little room for a treatment to improve results.

Samajdar, minimal details provided; unadjusted results with no group details; results may be significantly affected by survey bias.

Schilling, post-hoc change to exclude patients treated before high viral load, population very low risk, recovering quickly without treatment, high baseline immunity, 2.2x greater baseline antibody negative for the treatment arm.

Siripongboonsitti, data consistency issues, very low risk patients/variants with almost no progression, all patients received known effective antiviral, baseline differences.

Soto, substantial unadjusted confounding by indication likely; substantial confounding by time possible due to significant changes in SOC and treatment propensity near the start of the pandemic.

Soto-Becerra, substantial unadjusted confounding by indication likely; includes PCR+ patients that may be asymptomatic for COVID-19 but in hospital for other reasons.

Szente Fonseca, result is likely affected by collinearity across treatments in the model.

Tanioka, not a typical trial, analysis of African countries that used or did not use ivermectin prophylaxis for parasitic infections.

Thairu, significant confounding by time possible due to separation of groups in different time periods.

Zubair, substantial unadjusted confounding by indication likely; unadjusted results with no group details.

68 ivermectin COVID-19 studies after exclusions

	Improvement, RR [CI]		Treatment	Control	Dose (4d)	
Chowdhury (RCT)	81%	0.19 [0.01-3.96]	hosp.	0/60	2/56	14mg
Espitia-Hernandez	70%	0.30 [0.16-0.55]	recov. time	28 (n)	7 (n)	12mg
Mahmud (DB RCT)	86%	0.14 [0.01-2.75]	death	0/183	3/183	12mg
Ahmed (DB RCT)	85%	0.15 [0.01-2.70]	symptoms	0/17	3/19	48mg
Chaccour (DB RCT)	96%	0.04 [0.00-1.01]	symptoms	12 (n)	12 (n)	28mg
Ghuri	92%	0.08 [0.01-0.88]	no recov.	0/37	7/53	48mg
Babalola (DB RCT)	64%	0.36 [0.10-1.27]	viral+	40 (n)	20 (n)	24mg
Ravikirti (DB RCT)	89%	0.11 [0.01-2.05]	death	0/55	4/57	24mg
Bukhari (RCT)	82%	0.18 [0.07-0.46]	viral+	4/41	25/45	12mg
Mohan (DB RCT)	62%	0.38 [0.08-1.75]	no recov.	2/40	6/45	28mg
Biber (DB RCT)	70%	0.30 [0.03-2.76]	hosp.	1/47	3/42	36mg
Elalfy	87%	0.13 [0.06-0.27]	viral+	7/62	44/51	36mg
Chahla (CLUS. RCT)	87%	0.13 [0.03-0.54]	no disch.	2/110	20/144	24mg
Mourya	89%	0.11 [0.05-0.25]	viral+	5/50	47/50	48mg
Loue (QR)	70%	0.30 [0.04-2.20]	death	1/10	5/15	14mg
Merino (QR)	74%	0.26 [0.11-0.57]	hosp.	population-based cohort		24mg
Faisal (RCT)	68%	0.32 [0.14-0.72]	no recov.	6/50	19/50	48mg
Aref (RCT)	63%	0.37 [0.22-0.61]	recov. time	57 (n)	57 (n)	n/a
Krolewiecki (RCT)	-152%	2.52 [0.11-58.1]	ventilation	1/27	0/14	168mg
Vallejos (DB RCT)	-33%	1.33 [0.30-5.72]	death	4/250	3/251	24mg
Mayer	55%	0.45 [0.32-0.63]	death	3,266 (n)	17,966 (n)	151mg
de Jesús Ascenci..	59%	0.41 [0.36-0.47]	death/hosp.	7,898 (n)	20,150 (n)	12mg
Manomai.. (DB RCT)	43%	0.57 [0.20-1.46]	no recov.	3/36	6/36	48mg
Mirahma.. (DB RCT)	67%	0.33 [0.03-3.14]	ventilation	1/131	3/130	24mg
Bramante (DB RCT)	-197%	2.97 [0.12-72.7]	death	1/408	0/396	90mg
Early treatment	69%	0.31 [0.24-0.39]		38/12,915	200/39,849	69% lower risk

Tau² = 0.08, I² = 36.2%, p < 0.0001

	Improvement, RR [CI]		Treatment	Control	Dose (4d)	
Gorial	71%	0.29 [0.01-5.76]	death	0/16	2/71	14mg
Podder (RCT)	16%	0.84 [0.55-1.12]	recov. time	32 (n)	30 (n)	14mg
Khan	87%	0.13 [0.02-1.00]	death	1/115	9/133	12mg
Chachar (RCT)	10%	0.90 [0.44-1.83]	no recov.	9/25	10/25	36mg
Rajter (PSM)	46%	0.54 [0.27-0.99]	death	13/98	24/98	14mg
Hashim (SB RCT)	92%	0.08 [0.00-1.44]	death	0/59	6/70	28mg
Camprubí	40%	0.60 [0.18-2.01]	ventilation	3/13	5/13	14mg
Spoorthi	21%	0.79 [0.64-0.98]	recov. time	50 (n)	50 (n)	n/a
Budhiraja	99%	0.01 [0.00-0.15]	death	0/34	103/942	n/a
Okumuş (DB RCT)	33%	0.67 [0.27-1.64]	death	6/30	9/30	56mg
Shahbazn.. (DB RCT)	-197%	2.97 [0.13-70.5]	death	1/35	0/34	14mg
Lima-Morales	78%	0.22 [0.12-0.41]	death	15/481	52/287	12mg
Pott-Junior (RCT)	85%	0.15 [0.01-1.93]	ventilation	1/27	1/4	14mg
Huvemek (DB RCT)	32%	0.68 [0.38-1.23]	no improv.	13/50	19/50	84mg
Abd-Elsalam (RCT)	25%	0.75 [0.17-3.06]	death	3/82	4/82	36mg
Rezk	80%	0.20 [0.01-4.13]	death	0/160	2/160	72mg
Lim (RCT)	69%	0.31 [0.09-1.11]	death	3/241	10/249	112mg
Ozer	75%	0.25 [0.06-1.13]	death	2/60	8/60	28mg
Jamir (ICU)	-53%	1.53 [0.88-2.67]	death	32/76	69/190	n/a
Baguma	97%	0.03 [0.00-11.7]	death	7 (n)	474 (n)	n/a
Shimizu	100%	0.00 [0.00-0.01]	death	0/39	8/49	14mg
Efimenko (PSM)	69%	0.31 [0.20-0.48]	death	1,072 (n)	40,536 (n)	n/a
George (RCT)	30%	0.70 [0.25-1.93]	death	5/35	8/39	24mg
Naggie (DB RCT)	-200%	3.00 [0.12-73.6]	death	1/602	0/604	168mg
Aref (RCT)	74%	0.26 [0.12-0.55]	recov. time	49 (n)	47 (n)	n/a
Ochoa-Ja.. (DB RCT)	57%	0.43 [0.07-2.50]	death	2/37	4/38	28mg
Sarojvisut (RCT)	-104%	2.04 [0.19-22.3]	ICU	2/157	1/160	112mg
Munir	48%	0.52 [0.22-1.21]	death	92 (n)	908 (n)	n/a
Llenas-García	17%	0.83 [0.38-1.84]	death	10/96	12/96	14mg
Wada (DB RCT)	19%	0.81 [0.44-1.38]	progression	19/106	23/106	14mg
Osati	32%	0.68 [0.45-0.92]	death	448 (n)	849 (n)	
Hayward (RCT)	-1%	1.01 [0.61-1.68]	death/hosp.	34/2,157	27/1,806	
Late treatment	46%	0.54 [0.41-0.70]		175/6,581	416/48,290	46% lower risk

Tau² = 0.28, I² = 66.4%, p < 0.0001

	Improvement, RR [CI]		Treatment	Control	Dose (1m)	
Shouman (RCT)	91%	0.09 [0.03-0.23]	symp. case	15/203	59/101	36mg
Behera	54%	0.46 [0.29-0.71]	cases	41/117	145/255	42mg
Bernigaud	99%	0.01 [0.00-0.10]	death	0/69	150/3,062	84mg
Alam	91%	0.09 [0.04-0.25]	cases	4/58	44/60	12mg
Chahla (RCT)	95%	0.05 [0.00-0.80]	m/s case	0/117	10/117	48mg

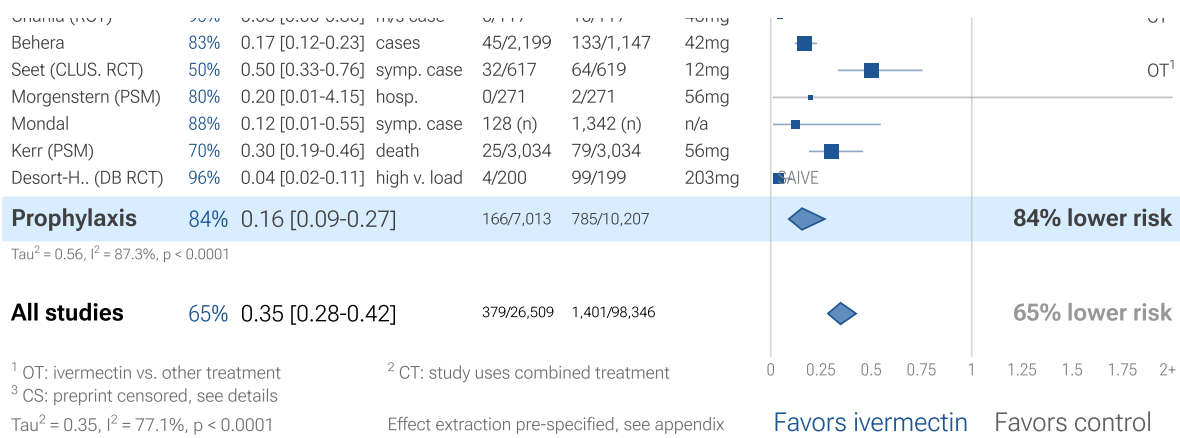


Figure 18. Random effects meta-analysis excluding studies with significant issues. Effect extraction is pre-specified, using the most serious outcome reported, see the appendix for details. Analysis validating pooled outcomes for COVID-19 can be found below.

Heterogeneity

Heterogeneity in COVID-19 studies arises from many factors including:

Treatment delay. The time between infection or the onset of symptoms and treatment may critically affect how well a treatment works. For example an antiviral may be very effective when used early but may not be effective in late stage disease, and may even be harmful. Oseltamivir, for example, is generally only considered effective for influenza when used within 0-36 or 0-48 hours *McLean, Treanor*. Baloxavir studies for influenza also show that treatment delay is critical — *Ikematsu et al.* report an 86% reduction in cases for post-exposure prophylaxis, *Hayden et al.* show a 33 hour reduction in the time to alleviation of symptoms for treatment within 24 hours and a reduction of 13 hours for treatment within 24-48 hours, and *Kumar et al.* report only 2.5 hours improvement for inpatient treatment.

Treatment delay	Result
Post-exposure prophylaxis	86% fewer cases <i>Ikematsu</i>
<24 hours	-33 hours symptoms <i>Hayden</i>
24-48 hours	-13 hours symptoms <i>Hayden</i>
Inpatients	-2.5 hours to improvement <i>Kumar</i>

Table 3. Studies of baloxavir for influenza show that early treatment is more effective.

Figure 19 shows a mixed-effects meta-regression for efficacy as a function of treatment delay in COVID-19 studies from 69 treatments, showing that efficacy declines rapidly with treatment delay. Early treatment is critical for COVID-19.

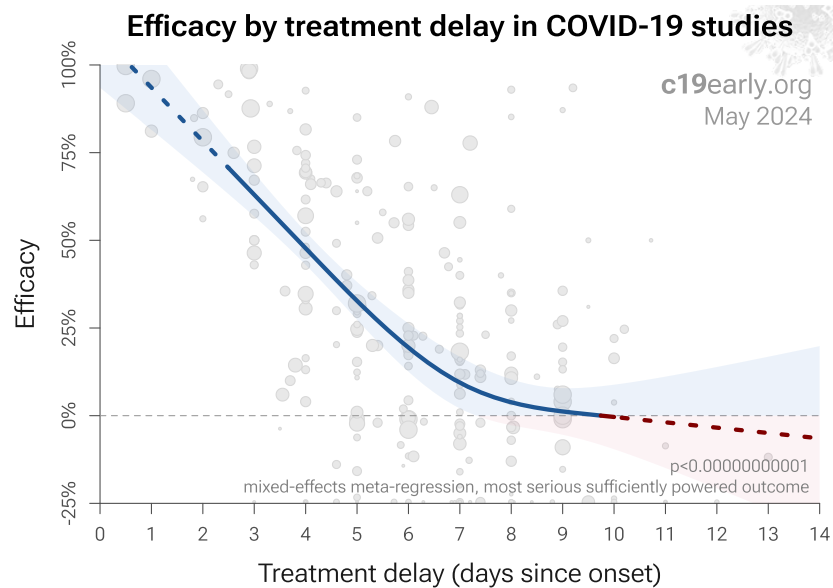


Figure 19. Early treatment is more effective. Meta-regression showing efficacy as a function of treatment delay in COVID-19 studies from 69 treatments.

Patient demographics. Details of the patient population including age and comorbidities may critically affect how well a treatment works. For example, many COVID-19 studies with relatively young low-comorbidity patients show all patients recovering quickly with or without treatment. In such cases, there is little room for an effective treatment to improve results, for example as in *López-Medina et al.*

Variants. Efficacy may depend critically on the distribution of SARS-CoV-2 variants encountered by patients. Risk varies significantly across variants ^{Korves}, for example the Gamma variant shows significantly different characteristics *Faria, Karita, Nonaka, Zavascki*. Different mechanisms of action may be more or less effective depending on variants, for example the degree to which TMPRSS2 contributes to viral entry can differ across variants ^{Peacock, Willett}.

Regimen. Effectiveness may depend strongly on the dosage and treatment regimen. Higher dosages have been found to be more successful for ivermectin ^{Babalola}. Method of administration may also be critical. *Guzzo* show that the plasma concentration of ivermectin is much higher when administered with food (Figure 20: geometric mean AUC 2.6 times higher). Many ivermectin studies specify fasting, or they do not specify administration. Fasting administration is expected to reduce effectiveness for COVID-19 due to lower plasma and tissue concentrations. Note that this is different to anthelmintic use in the gastrointestinal tract where fasting is recommended.

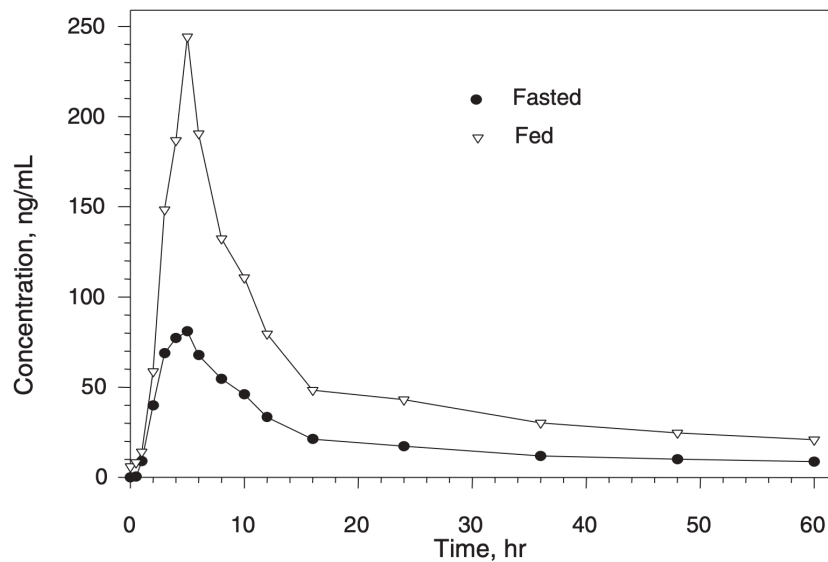


Figure 20. Ivermectin plasma concentration is significantly higher when administered with a meal. The graph shows mean plasma concentration (ng/ml) profiles following single oral doses of 30mg (fed and fasted administration), from Guzzo.

Other treatments. The use of other treatments may significantly affect outcomes, including supplements, other medications, or other interventions such as prone positioning. Treatments may be synergistic *Alsaïdi, Andreani, De Forni, Fiaschi, Jeffreys, Jitobaom (B), Jitobaom (C), Ostrov, Said, Thairu, Wan*, therefore efficacy may depend strongly on combined treatments.

Medication quality. The quality of medications may vary significantly between manufacturers and production batches, which may significantly affect efficacy and safety. *Williams et al.* analyze ivermectin from 11 different sources, showing highly variable antiparasitic efficacy across different manufacturers. *Xu et al.* analyze a treatment from two different manufacturers, showing 9 different impurities, with significantly different concentrations for each manufacturer.

Effect measured. Across all studies there is a strong association between different outcomes, for example improved recovery is strongly associated with lower mortality. However, efficacy may differ depending on the effect measured, for example a treatment may be more effective against secondary complications and have minimal effect on viral clearance.

Meta analysis. The distribution of studies will alter the outcome of a meta analysis. Consider a simplified example where everything is equal except for the treatment delay, and effectiveness decreases to zero or below with increasing delay. If there are many studies using very late treatment, the outcome may be negative, even though early treatment is very effective. All meta analyses combine heterogeneous studies, varying in population, variants, and potentially all factors above, and therefore may obscure efficacy by including studies where treatment is less effective. Generally, we expect the estimated effect size from meta analysis to be less than that for the optimal case. Looking at all studies is valuable for providing an overview of all research, important to avoid cherry-picking, and informative when a positive result is found despite combining less-optimal situations. However, the resulting estimate does not apply to specific cases such as early treatment in high-risk populations. While we present results for all studies, we also present treatment time and individual outcome analyses, which may be more informative for specific use cases.

Ivermectin. Ivermectin studies vary widely in all the factors above, which makes the consistently positive results even more remarkable. A failure to detect an association after combining heterogeneous studies does not mean the treatment is not effective (it may only work in certain cases), however the reverse is not true — an identified association is valid, although the magnitude of the effect may be larger for more optimal cases, and lower for less optimal cases. Note that trial with a design favoring null results have become common, and are likely to dominate future trials. For example, the Together Trial tested ivermectin in locations known to have a high degree of self-

medication, up to 7 days from onset (while claiming to be an early treatment trial), and using low doses compared to clinical recommendations for the dominant variant. The ACTIV-6 trial had a median treatment delay of 6 days and very low risk patients.

Pooled Effects

Combining studies is required. For COVID-19, delay in clinical results translates into additional death and morbidity, as well as additional economic and societal damage. Combining the results of studies reporting different outcomes is required. There may be no mortality in a trial with low-risk patients, however a reduction in severity or improved viral clearance may translate into lower mortality in a high-risk population. Different studies may report lower severity, improved recovery, and lower mortality, and the significance may be very high when combining the results. "*The studies reported different outcomes*" is not a good reason for disregarding results.

Specific outcome and pooled analyses. We present both specific outcome and pooled analyses. In order to combine the results of studies reporting different outcomes we use the most serious outcome reported in each study, based on the thesis that improvement in the most serious outcome provides comparable measures of efficacy for a treatment. A critical advantage of this approach is simplicity and transparency. There are many other ways to combine evidence for different outcomes, along with additional evidence such as dose-response relationships, however these increase complexity.

Using more information. Another way to view pooled analysis is that we are using more of the available information. Logically we should, and do, use additional information. For example dose-response and treatment delay-response relationships provide significant additional evidence of efficacy that is considered when reviewing the evidence for a treatment.

Ethical and practical issues limit high-risk trials. Trials with high-risk patients may be restricted due to ethics for treatments that are known or expected to be effective, and they increase difficulty for recruiting. Using less severe outcomes as a proxy for more serious outcomes allows faster collection of evidence.

Improvement across outcomes. For many COVID-19 treatments, a reduction in mortality logically follows from a reduction in hospitalization, which follows from a reduction in symptomatic cases, which follows from a reduction in PCR positivity. We can directly test this for COVID-19.

Validating pooled outcome analysis for COVID-19. Analysis of the the association between different outcomes across studies from all 69 treatments we cover confirms the validity of pooled outcome analysis for COVID-19. Figure 21 shows that lower hospitalization is very strongly associated with lower mortality ($p < 0.00000000001$). Similarly, Figure 22 shows that improved recovery is very strongly associated with lower mortality ($p < 0.00000000001$). Considering the extremes, *Singh et al.* show an association between viral clearance and hospitalization or death, with $p = 0.003$ after excluding one large outlier from a mutagenic treatment, and based on 44 RCTs including 52,384 patients. Figure 23 shows that improved viral clearance is strongly associated with fewer serious outcomes. The association is very similar to *Singh et al.*, with higher confidence due to the larger number of studies. As with *Singh et al.*, the confidence increases when excluding the outlier treatment, from $p = 0.0000031$ to $p = 0.000000067$.

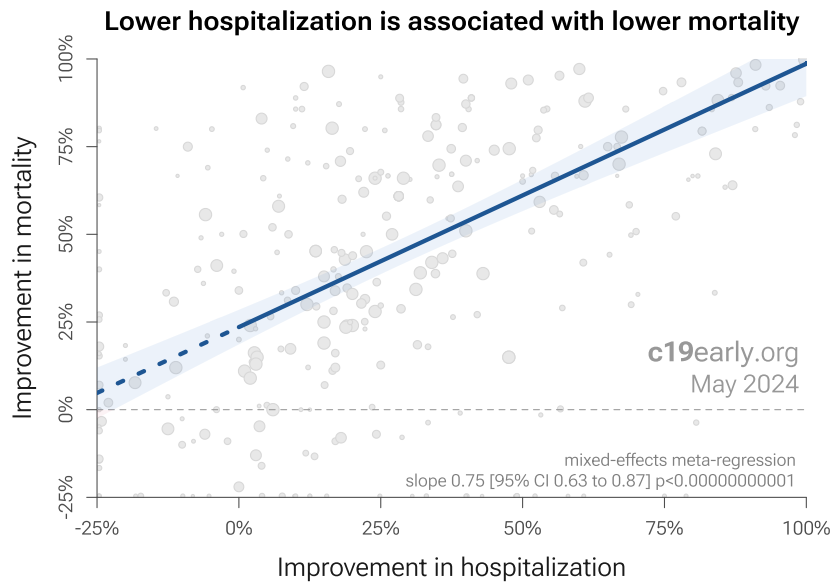


Figure 21. Lower hospitalization is associated with lower mortality, supporting pooled outcome analysis.

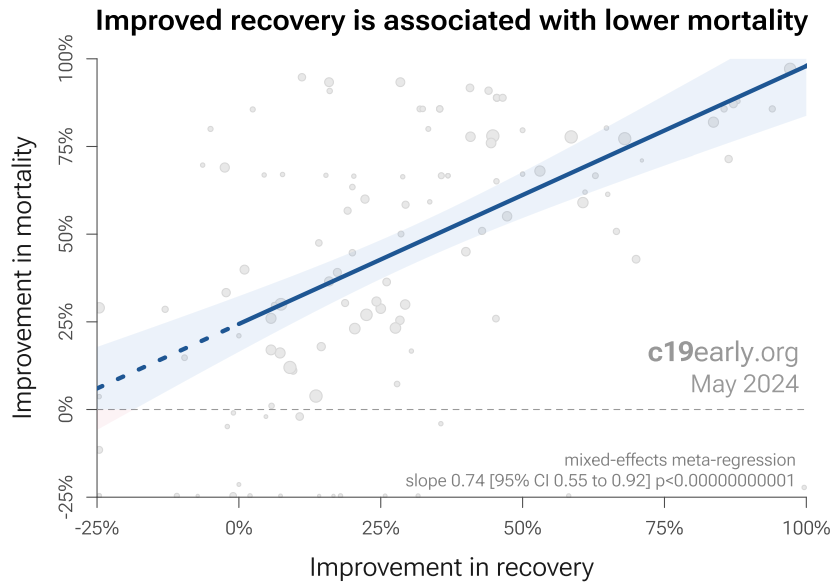


Figure 22. Improved recovery is associated with lower mortality, supporting pooled outcome analysis.

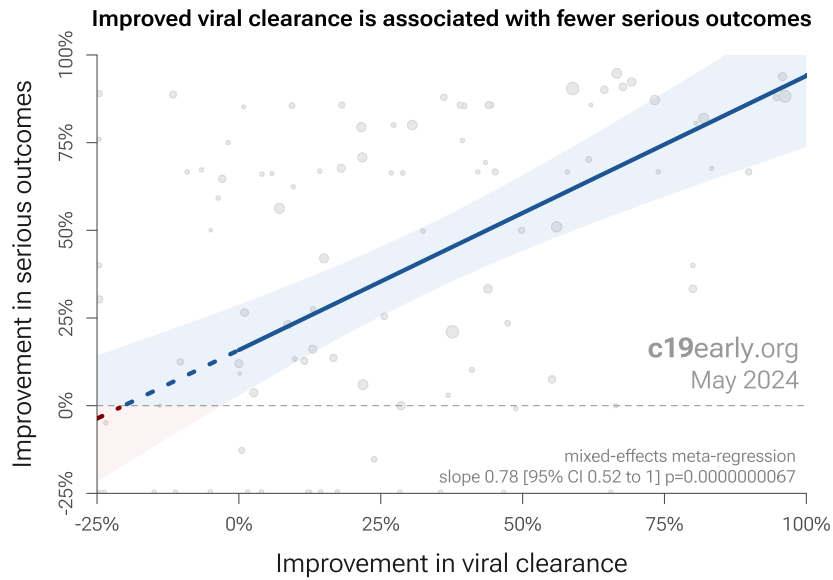


Figure 21. Improved viral clearance is associated with fewer serious outcomes, supporting pooled outcome analysis.

Pooled outcomes identify efficacy 5 months faster (6 months for RCTs). Currently, 44 of the treatments we analyze show statistically significant efficacy or harm, defined as $\geq 10\%$ decreased risk or $>0\%$ increased risk from ≥ 3 studies. 88% of these have been confirmed with one or more specific outcomes, with a mean delay of 4.7 months. When restricting to RCTs only, 54% of treatments showing statistically significant efficacy/harm with pooled effects have been confirmed with one or more specific outcomes, with a mean delay of 5.5 months. Figure 24 shows when treatments were found effective during the pandemic. Pooled outcomes often resulted in earlier detection of efficacy.

Time when COVID-19 studies showed efficacy

c19early.org
May 2024

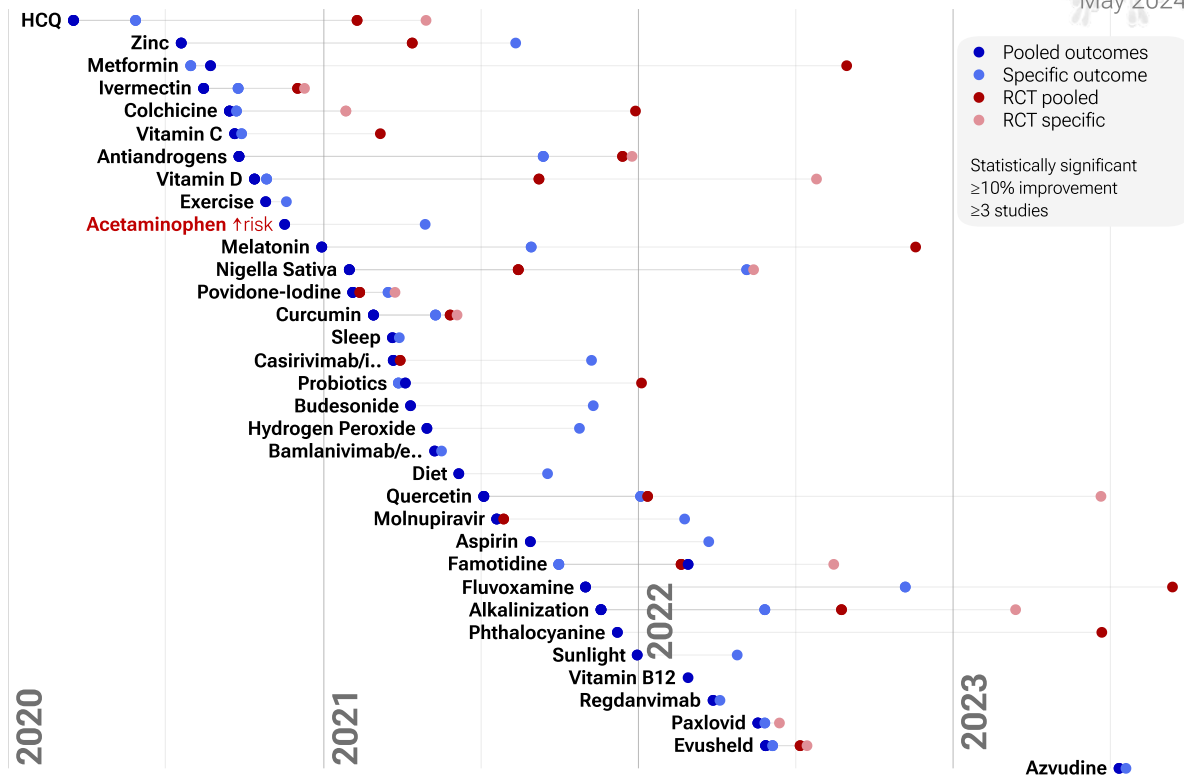


Figure 24. The time when studies showed that treatments were effective, defined as statistically significant improvement of $\geq 10\%$ from ≥ 3 studies. Pooled results typically show efficacy earlier than specific outcome results. Results from all studies often shows efficacy much earlier than when restricting to RCTs. Results reflect conditions as used in trials to date, these depend on the population treated, treatment delay, and treatment regimen.

Limitations. Pooled analysis could hide efficacy, for example a treatment that is beneficial for late stage patients but has no effect on viral clearance may show no efficacy if most studies only examine viral clearance. In practice, it is rare for a non-antiviral treatment to report viral clearance and to not report clinical outcomes; and in practice other sources of heterogeneity such as difference in treatment delay is more likely to hide efficacy.

Summary. Analysis validates the use of pooled effects and shows significantly faster detection of efficacy on average. However, as with all meta analyses, it is important to review the different studies included. We also present individual outcome analyses, which may be more informative for specific use cases.

Discussion

Publication bias. Publishing is often biased towards positive results, which we would need to adjust for when analyzing the percentage of positive results. For ivermectin, there is strong evidence of a growing negative publication bias.

As Scott Alexander said in November 2021, "if you say anything in favor of ivermectin you will be cast out of civilization and thrown into the circle of social hell reserved for Klan members and 1/6 insurrectionists. All the health officials in the world will shout 'horse dewormer!' at you and compare you to Josef Mengele." In many locations, publishing positive ivermectin results is not conducive to maintaining employment or friendships. This can be seen in the design of recent trials, and the extreme measures taken to avoid presenting statistically significant positive results, as detailed in the study notes below.

One method to evaluate bias is to compare prospective vs. retrospective studies, although this method has become less useful with ivermectin due to the increase of prospective studies with designs favoring null results. Prospective studies are likely to be published regardless of the result, while retrospective studies are more likely to exhibit bias. For example, researchers may perform preliminary analysis with minimal effort and the results may influence their decision to continue. Retrospective studies also provide more opportunities for the specifics of data extraction and adjustments to influence results. Figure 25 shows a scatter plot of results for prospective and retrospective studies. Prospective studies show 60% [48-69%] improvement in meta analysis, compared to 61% [49-70%] for retrospective studies, showing no significant difference. *Bryant* also perform a funnel plot analysis, which they found did not suggest evidence of publication bias.

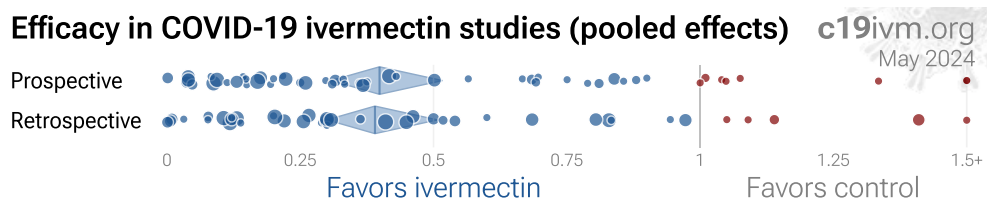


Figure 25. Prospective vs. retrospective studies. The diamonds show the results of random effects meta-analysis.

There is substantial evidence that journals are rejecting and delaying the publication of positive studies, for example by accepting a paper for review, holding it for some time, and then rejecting it without review *Jerusalem Post, Kory (B)*. One group performed prophylaxis and early treatment studies, with only the less positive study being formally published to date *IVERCOR PREP, Vallejos*, suggesting a negative publication bias. Dr. Eli Schwartz's *Biber* double blind RCT was rejected without review by The Lancet and Clinical Infectious Diseases *Fox*. Authors of *Efimenko* do not plan to submit the very positive results to a journal, and have self-censored the conference publication, providing further evidence of a negative publication bias. Trials with pending and possibly delayed publication often involve researchers that may be restricted due to politics — publishing positive results may be incompatible with continued employment, whereas negative results can receive priority treatment at certain well-known journals, support the positions of employers or funding organizations, and receive substantial press. For more details of censorship and negative publication bias in ivermectin research see *Kory (C), Kory (D), Kory (E)*.

News coverage of ivermectin studies is extremely biased. Only studies with designs favoring null results have received significant press coverage in western media *López-Medina, Naggie, Reis*, all of which have multiple critical issues as discussed below, but ignored by the press.

Physician case series results. Table 4 shows the reported results of physicians that use early treatments for COVID-19, compared to the results for a non-treating physician (this physician reportedly prescribed early treatment for themselves, but not for patients *medicospelavidacovid19.com.br*). The treatments used vary between physicians. Almost all report using ivermectin and/or HCQ, and most use additional treatments in combination. These results are subject to selection and ascertainment bias and more accurate analysis requires details of the patient populations and followup, however results are consistently better across many teams, and consistent with the extensive controlled trial evidence that shows a significant reduction in risk with many early treatments, and improved results with the use of multiple treatments in combination.

LATE TREATMENT						
<i>Physician / Team</i>	<i>Location</i>	<i>Patients</i>	<i>Hospitalization</i>		<i>Mortality</i>	
Dr. David Uip (*)	Brazil	2,200	38.6% (850)	Ref.	2.5% (54)	Ref.
EARLY TREATMENT - 40 physicians/teams						
<i>Physician / Team</i>	<i>Location</i>	<i>Patients</i>	<i>Hospitalization</i>	<i>Improvement</i>	<i>Mortality</i>	<i>Improvement</i>
Dr. Roberto Alfonso Accinelli 0/360 deaths for treatment within 3 days	Peru	1,265			0.6% (7)	77.5%
Dr. Mohammed Tarek Alam patients up to 84 years old	Bangladesh	100			0.0% (0)	100.0%
Dr. Oluwagbenga Alonge	Nigeria	310			0.0% (0)	100.0%
Dr. Raja Bhattacharya up to 88yo, 81% comorbidities	India	148			1.4% (2)	44.9%
Dr. Flavio Cadegiani	Brazil	3,450	0.1% (4)	99.7%	0.0% (0)	100.0%
Dr. Alessandro Capucci	Italy	350	4.6% (16)	88.2%		
Dr. Shankara Chetty	South Africa	8,000			0.0% (0)	100.0%
Dr. Deborah Chisholm	USA	100			0.0% (0)	100.0%
Dr. Ryan Cole	USA	400	0.0% (0)	100.0%	0.0% (0)	100.0%
Dr. Marco Cosentino vs. 3-3.8% mortality during period; earlier treatment better	Italy	392	6.4% (25)	83.5%	0.3% (1)	89.6%
Dr. Jeff Davis	USA	6,000			0.0% (0)	100.0%
Dr. Dhanajay	India	500			0.0% (0)	100.0%
Dr. Bryan Tyson & Dr. George Fareed	USA	20,000	0.0% (6)	99.9%	0.0% (4)	99.2%
Dr. Raphael Furtado	Brazil	170	0.6% (1)	98.5%	0.0% (0)	100.0%
Rabbi Yehoshua Gerzi	Israel	860	0.1% (1)	99.7%	0.0% (0)	100.0%
Dr. Heather Gessling	USA	1,500			0.1% (1)	97.3%
Dr. Ellen Guimarães	Brazil	500	1.6% (8)	95.9%	0.4% (2)	83.7%
Dr. Syed Haider	USA	4,000	0.1% (5)	99.7%	0.0% (0)	100.0%
Dr. Mark Hancock	USA	24			0.0% (0)	100.0%
Dr. Sabine Hazan	USA	1,000			0.0% (0)	100.0%
Dr. Mollie James	USA	3,500	1.1% (40)	97.0%	0.0% (1)	98.8%
Dr. Roberta Lacerda	Brazil	550	1.5% (8)	96.2%	0.4% (2)	85.2%
Dr. Katarina Lindley	USA	100	5.0% (5)	87.1%	0.0% (0)	100.0%
Dr. Ben Marble	USA	150,000			0.0% (4)	99.9%
Dr. Edimilson Migowski	Brazil	2,000	0.3% (7)	99.1%	0.1% (2)	95.9%
Dr. Abdulrahman Mohana	Saudi Arabia	2,733			0.0% (0)	100.0%
Dr. Carlos Nigro	Brazil	5,000	0.9% (45)	97.7%	0.5% (23)	81.3%
Dr. Benoit Ochs	Luxembourg	800			0.0% (0)	100.0%
Dr. Ortore	Italy	240	1.2% (3)	96.8%	0.0% (0)	100.0%
Dr. Valerio Pascua one death for a patient presenting on the 5th day in need of supplemental oxygen	Honduras	415	6.3% (26)	83.8%	0.2% (1)	90.2%
Dr. Sebastian Pop	Romania	300			0.0% (0)	100.0%

Dr. Brian Proctor	USA	869	2.3% (20)	94.0%	0.2% (2)	90.6%
Dr. Anastacio Queiroz	Brazil	700			0.0% (0)	100.0%
Dr. Didier Raoult	France	8,315	2.6% (214)	93.3%	0.1% (5)	97.6%
Dr. Karin Ried up to 99yo, 73% comorbidities, av. age 63	Turkey	237			0.4% (1)	82.8%
Dr. Roman Rozenywaig patients up to 86 years old	Canada	80			0.0% (0)	100.0%
Dr. Vipul Shah	India	8,000			0.1% (5)	97.5%
Dr. Silvestre Sobrinho	Brazil	116	8.6% (10)	77.7%	0.0% (0)	100.0%
Dr. Unknown	Brazil	957	1.7% (16)	95.7%	0.2% (2)	91.5%
Dr. Vladimir Zelenko	USA	2,200	0.5% (12)	98.6%	0.1% (2)	96.3%
Mean improvement with early treatment protocols		238,381	Hospitalization	94.4%	Mortality	94.9%

Table 4. Physician results with early treatment protocols compared to no early treatment. (*) Dr. Uip reportedly prescribed early treatment for himself, but not for patients medicospelavidacovid19.com.br.

Funnel plot analysis. Funnel plots have traditionally been used for analyzing publication bias. This is invalid for COVID-19 acute treatment trials — the underlying assumptions are invalid, which we can demonstrate with a simple example. Consider a set of hypothetical perfect trials with no bias. Figure 26 plot A shows a funnel plot for a simulation of 80 perfect trials, with random group sizes, and each patient's outcome randomly sampled (10% control event probability, and a 30% effect size for treatment). Analysis shows no asymmetry ($p > 0.05$). In plot B, we add a single typical variation in COVID-19 treatment trials — treatment delay. Consider that efficacy varies from 90% for treatment within 24 hours, reducing to 10% when treatment is delayed 3 days. In plot B, each trial's treatment delay is randomly selected. Analysis now shows highly significant asymmetry, $p < 0.0001$, with six variants of Egger's test all showing $p < 0.05$ Egger, Harbord, Macaskill, Moreno, Peters, Rothstein, Rücker, Stanley. Note that these tests fail even though treatment delay is uniformly distributed. In reality treatment delay is more complex — each trial has a different distribution of delays across patients, and the distribution across trials may be biased (e.g., late treatment trials may be more common). Similarly, many other variations in trials may produce asymmetry, including dose, administration, duration of treatment, differences in SOC, comorbidities, age, variants, and bias in design, implementation, analysis, and reporting.

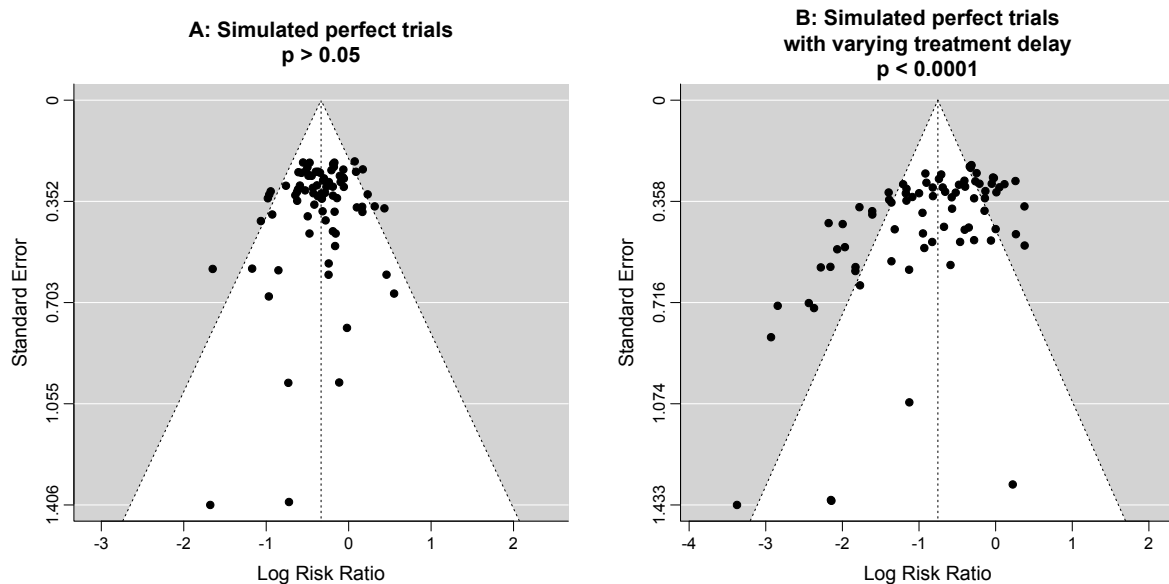


Figure 26. Example funnel plot analysis for simulated perfect trials.

In Vitro evidence on required concentration. Some authors claim that *Caly* showed that therapeutic concentrations are not easily reached in humans. This is incorrect. The authors explain why their *in vitro* study cannot be used to determine the effective dose *in vivo*, and state that the concentration required is very unlikely to be an issue ^{Wagstaff (C)}. The study used monkey kidney cells (the only choice at the time of the experiments), which lack adaptive immune responses and do not produce interferon. Authors also note that ivermectin accumulates in lung and other tissues, that subsequent experiments with lung cells show many times greater concentrations, and that the average lung concentration shown in modeling studies exceeds the effective level shown in their research. Tissue concentrations of ivermectin can be much higher than plasma concentration ^{Lespine, Lifschitz}. Authors note that ivermectin works with the immune system and a 1:1 ratio of drug to virus is unlikely to be required. In *Bray*, authors reply that "ivermectin's key direct target in mammalian cells is a not a viral component, but a host protein important in intracellular transport; the fact that it is a host-directed agent (HDA) is almost certainly the basis of its broad-spectrum activity against a number of different RNA viruses *in vitro*. The way a HDA can reduce viral load is by inhibiting a key cellular process that the virus hijacks to enhance infection by suppressing the host antiviral response. Reducing viral load by even a modest amount by using a HDA at low dose early in infection can be the key to enabling the body's immune system to begin to mount the full antiviral response before the infection takes control." In further research, authors note that they find efficacy for prophylactic use, and that smaller repeated doses are more effective than a single larger dose ^{Wagstaff (C)}. Moreover, there are now 24 *In Vitro* studies that support the efficacy of ivermectin for COVID-19 ^{Boschi, Caly, Croci, De Forni, Delandre, Fauquet, García-Aguilar, Jeffreys, Jitobaom, Jitobaom (B), Jitobaom (C), Li, Liu (B), Liu (C), Mody, Mountain Valley MD, Munson, Saha (B), Segatori, Shahin, Surnar, Yesilbag, Zhang, Zheng}.

Strongyloides.

SEE ALSO

[Do Strongyloides Worms Explain Positive Ivermectin Trials?](#)

[Strongyloides Hypothesis: Summary Conclusions and What's Next](#)

[Did Use Of Ivermectin In Latin America Sabotage Clinical Trials and Confuse The World Of Medicine?](#)

One theory for the beneficial effect of ivermectin for COVID-19 is related to strongyloides and the use of steroids — control group patients with strongyloides may be at risk due to steroid use, while ivermectin patients are protected. While this mechanism may contribute to efficacy in some cases, it is inconsistent with the data. If this was the case, we would expect to see greater benefit in late stage trials where steroids are used more often, and we would expect to see greater benefit for outcomes that occur after steroids are used. However, we see a very strong opposite effect for treatment time, and we see comparable or stronger efficacy for earlier outcomes.

The theory has gained renewed interest based on a new analysis ^{Bitterman}. However, this analysis is confounded by treatment delay, dose, conflicts of interest, and other factors, and the effect disappears when analyzing all studies, all RCTs, or all mortality results, as shown in Figure 27.

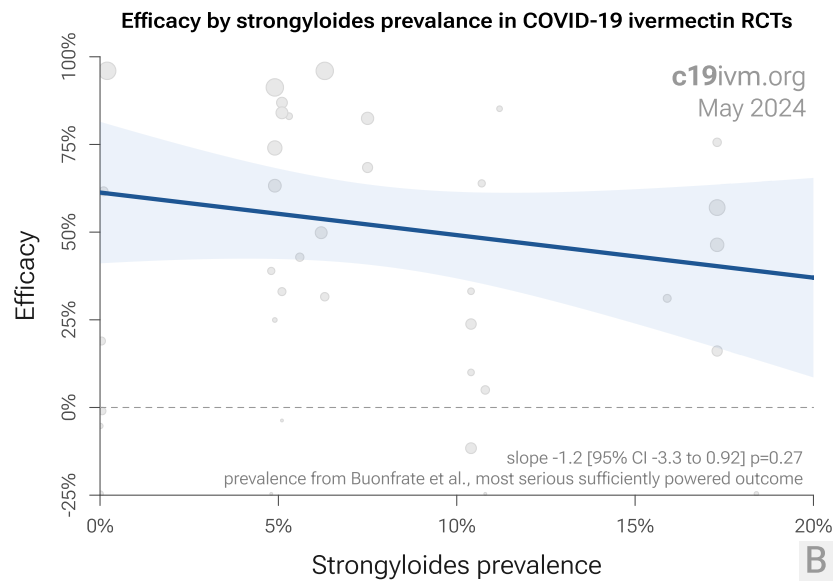
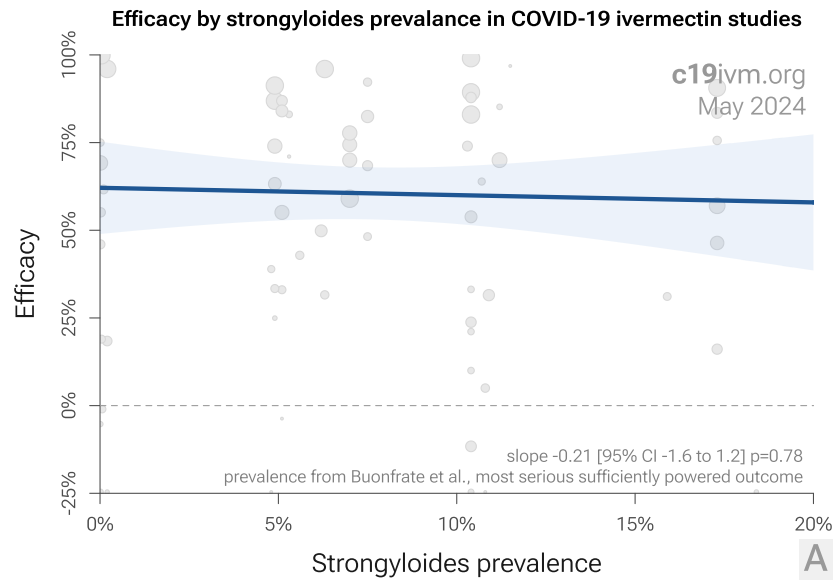
Although the first author has responded to the confounders on Twitter, we do not see mention of them in the paper. Author is also aware that the larger sets of all trials, all RCTs, or all mortality results do not show the effect, however we also do not see this mentioned in the paper. These omissions suggest investigator bias. Author claims they could not discuss these issues due to publication delays, however the paper was accepted Jan 31, 2022, and author was aware of the issues months before, for example discussing treatment delay and dose in Nov 2021. These confounders are also basic and not really possible to miss.

The meta analysis for ^{Hashim} includes critical patients, however these patients were always allocated to the treatment arm for ethical reasons, therefore including them is not logical and introduces substantial bias. According to the author response, this appears to have been known, suggesting investigator bias. Authors include ^{Shahbaznejad} where the only death was a critical patient that died within 24 hours of admission.

Although authors note following PRISMA guidelines, we do not see registration of the protocol or discussion thereof. We note that the current protocol is the result of multiple changes to the original methodology as posted on Twitter: from 3 groups to 2 groups, altering the included studies, and switching from using one source for prevalence estimates to selecting estimate sources on a per study basis, which allows potential bias in the selection. Notably, this resulted in moving the Together Trial (Brazil) into the low prevalence category.

Author's results rely on trials with a very small number of mortality events — the high strongyloides prevalence group has trials with 1, 3, 4, and 13 events. Authors do mention limitations due to the small number of events and the reliability of strongyloides estimates.

Authors indicate no conflicts of interest, however the first author has been an investigator on a Pfizer trial, which may be NCT04092452, showing completion in January 2022 clinicaltrials.gov, openpaymentsdata.cms.gov.



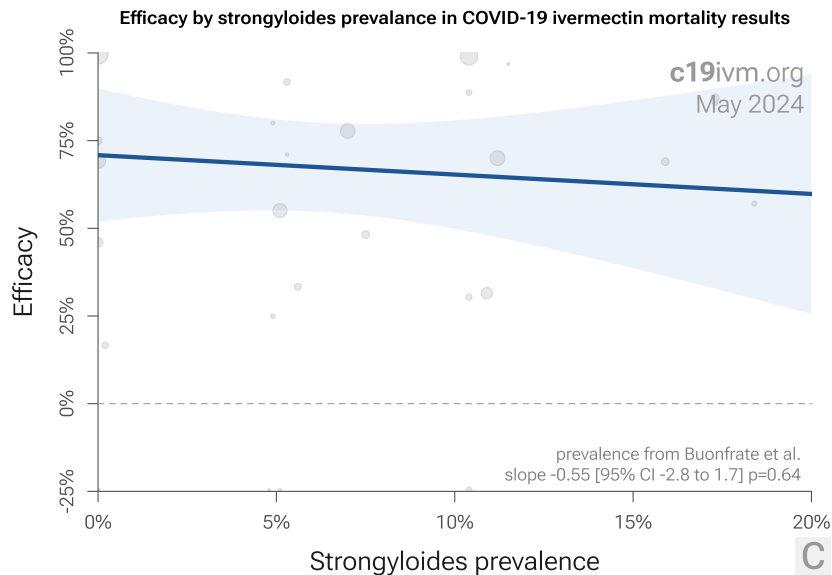


Figure 27. Mixed-effects meta-regression showing efficacy as a function of strongyloides prevalence. **A.** all studies. **B.** all RCTs. **C.** all mortality results.

The following refers to the first author's analysis posted earlier on Twitter. The author selected 10 of the 102 studies, with 3 in a high strongyloides prevalence group where a greater benefit is seen. This was used to draw strong conclusions about the mechanism of ivermectin efficacy.

There are several limitations to this analysis. One of the 3 studies does not mention steroids in the list of SOC medications, while a second reports 6% usage for the control group. Author has added a fourth paper in a revised grouping with 11 studies.

We performed a similar analysis for all studies (except the 2 ecological studies), which shows no significant effect, with the high prevalence group actually showing lower improvement (50% [35-61%] vs. 65% [57-72%] for the low prevalence group). Details can be found in the supplementary data. Results are similar when restricting to mortality results or when restricting to RCTs.

Why does the smaller analysis with 11 studies show a greater benefit in high strongyloides prevalence regions? The effect is based on relatively few events - 1, 3, 4, and 13 respectively for the high prevalence group. More importantly, the result is confounded by treatment delay and dose.

Treatment delay. All meta analyses combine heterogeneous studies which results in limitations. For example in pooled analysis we combine hospitalization and mortality. In terms of evaluating efficacy for COVID-19 treatments, reduction in hospitalization reasonably leads to reduction in mortality for high-risk populations. Both are indicators of efficacy, and both are valuable. In the largest series of COVID-19 treatment trials, hospitalization and mortality estimates are very similar. The same does not apply to treatment delay for antivirals. A trial showing efficacy with early treatment provides no information on late treatment, and a trial showing no efficacy with late treatment provides no information on early treatment. Ivermectin, as with many COVID-19 treatments, shows a strong treatment delay relationship — early treatment shows significantly higher efficacy.

The high prevalence group in the 11 study analysis has more early treatment trials, and the low prevalence group has more late treatment trials. The result is confounded by treatment delay, and reflects the greater efficacy of early treatment.

Only one trial in the high prevalence group is classified as late treatment, I-TECH, which was very close to the cutoff. Moreover, of all trials in the 11 trial analysis, this one uses the highest dose.

Dose. The average dosage used in the high prevalence group is about twice the dose in the low prevalence group, and would be close to three times higher if the Together Trial was not moved to the low prevalence group. The result is confounded by dose, and reflects the greater efficacy of higher dosages.

Variants. Efficacy may vary based on variants. Notably, the Gamma variant was most common for one trial in the low prevalence group. This variant shows dramatically different characteristics *Zavascki*, and clinicians report that significantly higher dosage and/or earlier treatment is required, as may be expected for variants where the peak viral load is significantly higher and/or reached earlier *Faria, Nonaka*.

Conflicts of interest. Two trials have very high (>\$US1B) negative conflicts of interest which may introduce bias towards null effects. The trial in the low prevalence group shows a lower effect size. The trial in the high prevalence group also shows a lower effect size for the primary outcome. This trial shows a larger mortality effect, however with only one event this has very low significance.

Summary. In summary, the greater benefit in high strongyloides prevalence regions is only seen with the small subset of 11 trials and is not seen with all trials, or after restriction to mortality results, or restriction to RCTs. Within the 11 trial sample, all trials except one in the low prevalence group have confounding due to treatment delay and/or low dosage, where a lower effect size is expected. The only remaining trial in the group is unpublished, has an unknown treatment delay (a significant percentage of patients may have been treated very late), has very high negative conflicts of interest, and the Gamma variant was most common, in addition to other issues.

Conflicts of interest. Pharmaceutical drug trials often have conflicts of interest whereby sponsors or trial staff have a financial interest in the outcome being positive. Ivermectin for COVID-19 lacks this because it is off-patent, has many manufacturers, and is very low cost. In contrast, most COVID-19 ivermectin trials have been run by physicians on the front lines with the primary interest of finding the best methods to save human lives and minimize the collateral damage caused by COVID-19. While pharmaceutical companies are careful to run trials under optimal conditions (for example, restricting patients to those most likely to benefit, only including patients that can be treated soon after onset when necessary, ensuring accurate dosing), many ivermectin trials do not represent the optimal conditions for efficacy.

Two ivermectin trials to date involve very large financial conflicts of interest *López-Medina, Reis* — companies closely involved with the trial or organizers stand to lose billions of dollars if ivermectin efficacy becomes more widely known. The design of these trials favors producing a null outcome as detailed in *López-Medina, Reis*. Note that biasing an RCT to produce a false positive result is difficult (suppressing adverse events is relatively easy *Evans*), but biasing a trial to produce a false negative result is very easy — for example, in a trial of an antiviral that works within the first 24 hours of symptom onset, trial organizers only need to avoid treating people within the first 24 hours; or with a disease like COVID-19, organizers only need to select a low-risk population where most people recover quickly without treatment. We note that, even under the very suboptimal designs, these trials produced positive results, although without statistical significance.

Designed to fail. Several major trials have been designed in a way that favors finding no effect, with a number of methods including late treatment, selecting low-risk patients, fasting administration, very high conflict of interest medication sourcing, and dosing below current clinical practice. For discussion see *Goodkin*. One patient reported their experience with one of the remote outpatient ivermectin/fluvoxamine trials: they were offered enrollment 7 days after symptoms (receipt of medication would be even later), were offered \$400 to participate, and reportedly target healthy people *twitter.com*. Details of issues with several trials are included in the study notes.

Drug interactions. Other treatments may reduce the efficacy of ivermectin, for example dexamethasone may interfere with the pharmacokinetics of ivermectin, significantly reducing plasma concentration and efficacy *Areskog*.

Notes. The 102 studies are from 92 independent research teams. 5 studies compare against other treatments rather than placebo. Currently ivermectin shows better results than these other treatments, however ivermectin may show greater improvement when compared to placebo. 18 of 102 studies combine treatments, for example ivermectin + doxycycline. The results of ivermectin alone may differ. 5 of 49 RCTs use combined treatment, three with doxycycline, and one with iota-carrageenan. 1 of 102 studies currently has minimal published details available.

Reviews. Many reviews cover ivermectin for COVID-19, presenting additional background on mechanisms, formulations, and related results, including *Adegboro, Al-kuraishy, Babalola (B), Behl, Bray, DiNicolantonio, DiNicolantonio (B), Elkholly, Fordham, Formiga, Heidary, Jagiasi, Jans, Jans (B), Kory, Kory (C), Kory (F), Kory (G), Kow, Lind, Liu, Loo, Low, Santin, Scheim, Scheim (B), Schwartz, Semiz, Turkia, Turkia (B), Turkia (C), Vora, Wang, Wehbe, Yagisawa, Yagisawa (B), Yemeke, Zaidi*.

Limitations. Summary statistics from meta analysis necessarily lose information. As with all meta analyses, studies are heterogeneous, with differences in treatment delay, treatment regimen, patient demographics, variants, conflicts of interest, standard of care, and other factors. We provide analyses for specific outcomes and by treatment delay, and we aim to identify key characteristics in the forest plots and summaries. Results should be viewed in the context of study characteristics.

Some analyses classify treatment based on early or late administration, as done here, while others distinguish between mild, moderate, and severe cases. Viral load does not indicate degree of symptoms — for example patients may have a high viral load while being asymptomatic. With regard to treatments that have antiviral properties, timing of treatment is critical — late administration may be less helpful regardless of severity.

Details of treatment delay per patient is often not available. For example, a study may treat 90% of patients relatively early, but the events driving the outcome may come from 10% of patients treated very late. Our 5 day cutoff for early treatment may be too conservative, 5 days may be too late in many cases.

Comparison across treatments is confounded by differences in the studies performed, for example dose, variants, and conflicts of interest. Trials with conflicts of interest may use designs better suited to the preferred outcome.

In some cases, the most serious outcome has very few events, resulting in lower confidence results being used in pooled analysis, however the method is simpler and more transparent. This is less critical as the number of studies increases. Restriction to outcomes with sufficient power may be beneficial in pooled analysis and improve accuracy when there are few studies, however we maintain our pre-specified method to avoid any retrospective changes.

Studies show that combinations of treatments can be highly synergistic and may result in many times greater efficacy than individual treatments alone *Alsaidi, Andreani, De Forni, Fiaschi, Jeffreys, Jitobaom (B), Jitobaom (C), Ostrov, Said, Thairu, Wan*. Therefore standard of care may be critical and benefits may diminish or disappear if standard of care does not include certain treatments.

This real-time analysis is constantly updated based on submissions. Accuracy benefits from widespread review and submission of updates and corrections from reviewers. Less popular treatments may receive fewer reviews.

No treatment or intervention is 100% available and effective for all current and future variants. Efficacy may vary significantly with different variants and within different populations. All treatments have potential side effects. Propensity to experience side effects may be predicted in advance by qualified physicians. We do not provide medical advice. Before taking any medication, consult a qualified physician who can compare all options, provide personalized advice, and provide details of risks and benefits based on individual medical history and situations.

Meta analyses. Typical meta analyses involve subjective selection criteria, effect extraction rules, and study bias evaluation, which can be used to bias results towards a specific outcome. In order to avoid bias we include all studies and use a pre-specified method to extract results from all studies (we also present results after exclusions). The results to date are overwhelmingly positive, very consistent, and very insensitive to potential selection criteria, effect extraction rules, and/or bias evaluation. Additional meta analyses confirming the effectiveness of ivermectin can be found in *Bryant, Hariyanto, Kory, Lawrie, Nardelli, Ragó. Kory et al.* also review epidemiological data and provide suggested treatment regimens.

Evidence base. The evidence supporting ivermectin for COVID-19 far exceeds the typical amount of evidence used for the approval of treatments. *Lee* shows that only 14% of the guidelines of the Infectious Diseases Society of America were based on RCTs. Table 5 and Table 6 compare the amount of evidence for ivermectin compared to that used for other COVID-19 approvals, and that used by WHO for the approval of ivermectin for scabies and strongyloidiasis. Table 7 compares US CDC recommendations for ibuprofen and ivermectin.

<i>Indication</i>	<i>Studies</i>	<i>Patients</i>	<i>Status</i>
Strongyloidiasis ^{Kory (H)}	5	591	Approved
Scabies ^{Kory (H)}	10	852	Approved
COVID-19	102	142,307	Pending
COVID-19 RCTs	49	16,907	

Table 5. WHO ivermectin approval status.

<i>Medication</i>	<i>Studies</i>	<i>Patients</i>	<i>Improvement</i>	<i>Status</i>
Molnupiravir (UK)	1	775	50%	Approved
Budesonide (UK)	1	1,779	17%	Approved
Remdesivir (USA EUA)	1	1,063	31%	Approved
Casiri/imdevimab (USA EUA)	1	799	66%	Approved
<i>Ivermectin evidence</i>	102	142,307	61% [53-67%]	Pending

Table 6. Evidence base used for other COVID-19 approvals compared with the ivermectin evidence base.

	<i>Ibuprofen</i>	<i>Ivermectin (for scabies)</i>	<i>Ivermectin (for COVID-19)</i>
Lives saved	0	0	>500,000
Deaths per year	~450	<1	<1
CDC recommended	Yes	Yes	No
Based on	0 RCTs	10 RCTs 852 patients	49 RCTs 16,907 patients

Table 7. Comparison of CDC recommendations ^{Kory (H)}.

Merck, FDA, NIH, WHO

WHO.

WHO updated their treatment recommendations on 3/30/2021 ^{WHO}. For ivermectin they reported a mortality odds ratio of 0.19 [0.09-0.36] based on 7 studies with 1,419 patients. They do not specify which trials they included. The report is inconsistent, with a forest plot that only shows 4 studies with mortality results. WHO's recommendation has not been updated for 1128 days.

Despite this extremely positive result, they recommended only using ivermectin in clinical trials. The analysis contains many flaws ^{Kory (I)}:

- Of the 102 studies (49 RCTs), they only included 16.

- They excluded all 17 prophylaxis studies (4 RCTs).
- There was no protocol for data exclusion.
- Trials included in the original UNITAID search protocol were excluded.
- They excluded all epidemiological evidence, although WHO has considered such evidence in the past.
- They combine early treatment and late treatment studies and do not provide heterogeneity information. As above, early treatment is more successful, so pooling late treatment studies will obscure the effectiveness of early treatment. They chose not to do subgroup analysis by disease severity across trials, although treatment delay is clearly a critical factor in COVID-19 treatment, the analysis is easily done (as above), and it is well known that the studies for ivermectin and many other treatments clearly show greater effectiveness for early treatment.
- WHO downgraded the quality of trials compared to the UNITAID systematic review team and a separate international expert guideline group that has long worked with the WHO *Bryant*.
- They disregarded their own guidelines that stipulate quality assessments should be upgraded when there is evidence of a large magnitude effect (which there is), and when there is evidence of a dose-response relationship (which there is). They claim there is no dose-response relationship, while the UNITAID systematic review team found a clear relationship, along with individual studies *Babalola*.
- Their risk of bias assessments do not match the actual risk of bias in studies. For example they classify *López-Medina* as low risk of bias, however this study has many issues making the results unreliable *Covid Analysis*, even prompting an open letter from over 170 physicians concluding that the study is fatally flawed *Open Letter by 170+ US Doctors*. *Beltran Gonzalez* is also classified as low risk of bias, but is a study with very late stage severe condition high-comorbidity patients. There is a clear treatment delay-response relationship and very late stage treatment is not expected to be as effective as early treatment. Conversely, much higher quality studies were classified as high risk of bias.
- Although WHO's analysis is called a "living guideline", it is rarely updated and very out of date. As of May 14, 2021, four of the missing RCTs are known to WHO and labeled "RCTs pending data extraction" *COVID-NMA*. We added these 4, 4, 2, and one month earlier.
- A single person served as Methods Chair, member of the Guidance Support Collaboraton Committee, and member of the Living Systematic Review/NMA team.
- Public statements from people involved in the analysis suggest substantial bias. For example, a co-chair reportedly said that "the data available was sparse and likely based on chance" *Reuters*. The clinical team lead refers to their analysis of ivermectin as "fighting this overuse of unproven therapies ... without evidence of efficacy" *Reuters*, despite the extensive evidence of efficacy from the 102 studies by 1,179 scientists with 142,307 patients. People involved may be more favorable to late stage treatment of COVID-19, for example the co-chair recommended treating severe COVID-19 with remdesivir *Rochweg*.

In summary, although WHO's analysis predicts that over 2 million fewer people would be dead if ivermectin was used from early in the pandemic, they recommend against use outside trials. This appears to be based primarily on excluding the majority of the evidence, and by assigning bias estimates that do not match the actual risk of bias in studies.

Use early in the pandemic was proposed by Kitasato University including the co-discoverer of ivermectin, Dr. Satoshi Ōmura. They requested Merck conduct clinical trials of ivermectin for COVID-19 in Japan, because Merck has priority to submit an application for an expansion of ivermectin's indications. Merck declined *Yagisawa (B)*.

Merck.

Merck has recommended against ivermectin ^{Merck}, however this recommendation has not been updated for 1182 days.

They stated that there is "no scientific basis for a potential therapeutic effect against COVID-19 from pre-clinical studies". This is contradicted numerous studies, including Abd-Elmawla, Agamah, Albariqi, Alvarado, Aminpour, Arévalo, Bello, Boschi, Caly, Chaccour, Chellasamy, Choudhury, Croci, De Forni, de Melo, de Oliveira Só, Delandre, DiNicolantonio, Errecalde, Eweas, Fauquet, Francés-Monerris, Francés-Monerris (B), Gao, García-Aguilar, González-Paz, González-Paz (B), Heidary, Jans (B), Jeffreys, Jitobaom, Jitobaom (B), Jitobaom (C), Kalfas, Kalhor, Kern, Lehrer, Li, Liu (B), Liu (C), Ma, Madrid, Maurya, Mody, Mountain Valley MD, Munson, Muthusamy, Oranu, Parvez, Parvez (B), Qureshi, Rana, Saha, Saha (B), Schöning, Segatori, Shahin, Suravajhala, Surnar, Swargiary, Udofia, Uematsu, Umar, Vottero, Wehbe, Yan, Yesilbag, Zaidi, Zatloukal, Zhang, Zhao, Zheng.

They state that there is "no meaningful evidence for clinical activity or clinical efficacy in patients with COVID-19 disease". This is contradicted by numerous studies including Alam, Aref, Aref (B), Babalola, Baguma, Behera, Behera (B), Bernigaud, Budhiraja, Bukhari, Chaccour (B), Chahla, Chahla (B), Chowdhury, de Jesús Ascencio-Montiel, Elalfy, Espitia-Hernandez, Faisal, Ghauri, Hashim, Huvemek, Kerr, Khan, Lima-Morales, Loue, Mahmud, Manomaipiboon, Mayer, Merino, Mohan, Mondal, Morgenstern, Mourya, Okumuş, Ravikirti (B), Seet, Shimizu.

They also claim that there is "a concerning lack of safety data in the majority of studies". Safety analysis is found in Descotes, Errecalde, Guzzo, Kory, Madrid, and safety data can be found in most studies, including Abd-Elsalam, Ahmed, Aref, Babalola, Behera (B), Bhattacharya, Biber, Bukhari, Camprubí, Carvallo (C), Chaccour (B), Chahla (B), Chowdhury, Elalfy, Espitia-Hernandez, George, Ghauri, Gorial, Hazan (B), Huvemek, Khan, Kishoria, Krolewiecki, Lima-Morales, Loue, López-Medina, Mahmud, Mohan, Morgenstern, Mourya, Okumuş, Pott-Junior, Seet, Shahbaznejad, Shouman, Spoorthi, Szenté Fonseca, Vallejos, Zubair.

Merck has a number of conflicts of interest:

- Merck has committed to give ivermectin away for free "as much as needed, for as long as needed" in the Mectizan® Donation Program ^{Merck (B)}, to help eliminate river blindness.
- Merck has their own new COVID-19 treatments MK-7110 (formerly CD24Fc) ^{Adams} and Molnupiravir (MK-4482) ^{Jayk Bernal, Wikipedia}. Merck has a ~\$US1.2B agreement to supply molnupiravir to the US government, if it receives EUA or approval ^{Khan (B)}. Over \$US10B in near-term orders are expected if approved ^{Genetic Engineering and Biotechnology News}.
- Ivermectin is off-patent, there are many manufacturers, and Merck is unlikely to be able to compete with low cost manufacturers.
- Promoting the use of low cost off-patent medications compared to new products may be undesirable to some shareholders.
- Japan requested Merck conduct clinical trials early in the pandemic and they declined. Merck may be reluctant to admit this mistake ^{Yagisawa (B)}.

For other concerns regarding Merck's statement and prior actions related to Vioxx, see ^{Scheim (C)}.

FDA.

The US FDA recommended against ivermectin on March 5, 2021, however they stated that "The FDA has not reviewed data to support use of ivermectin in COVID-19 patients to treat or to prevent COVID-19". There is still no indication that the FDA has reviewed the clinical trials 1153 days later.

The FDA notes that they "received multiple reports of patients who have required medical support and been hospitalized after self-medicating with ivermectin intended for horses". The number of reports was 4 ^{Pfeiffer}. For comparison, acetaminophen overdose results in ~33,000 yearly hospitalizations in the USA (~12,000 unintentional) ^{Charilaou}. The FDA's recommendation may increase cases of self-medication with animal ivermectin, because it reduces the percentage of prescribing physicians.

They state that "ivermectin is not an anti-viral", however many studies contradict this ^{Ahmed, Aref, Babalola, Biber, Bukhari, Buonfrate, Caly, Chowdhury, Elalfy, Espitia-Hernandez, Khan, Mahmud, Mohan, Mourya, Okumuş, Qadeer, Rezk, Thairu}, including 10 RCTs.

They note that "some initial research is underway", however there had been many studies completed and published prior to the FDA recommendation: ^{Ahmed, Alam, Babalola, Behera, Beltran Gonzalez, Bernigaud, Biber, Budhiraja, Bukhari, Cadegiani, Camprubi, Carvallo (C), Chaccour (B), Chachar, Chahla (B), Chowdhury, Elalfy, Espitia-Hernandez, Ghauri, Gorial, Hashim, Hellwig, Khan, Lima-Morales, López-Medina, Mahmud, Mohan, Okumuş, Podder, Rajter, Ravikirti (B), Shouman, Spoorthi}, including 17 RCTs.

Sep 3, 2021: The FDA revised their statement slightly. They removed the false claim that ivermectin is not an antiviral, and they removed the statement that they have not reviewed the data. However, there is still nothing to indicate that they have reviewed the clinical trials. Indeed, they state "currently available data do not show ivermectin is effective against COVID-19" and "ivermectin has not been shown to be safe or effective for these indications", which are both false.

NIH.

Update: NIH has updated the recommendation, based heavily on the Together Trial, while making no mention of the impossible data, blinding, randomization, and protocol failures, or that the co-principal investigator privately reported that "There is a clear signal that IVM works in COVID patients".

NIH has reported that there is insufficient evidence to recommended for or against ivermectin ^{NIH}. A table with summaries of 7 studies is provided, dated Dec 16, 2021, and they reference another 23 studies without analysis, however there are 102 studies to date. No quantitative analysis is provided. The NIH recommendation is "insufficient evidence", indicating that they must review new evidence immediately. Lack of updates suggest bias.

The likely members of the panel have been revealed by FOIA requests ^{Yim (B)}. In the first request, all but two member names were redacted ^{drive.google.com}, however all are visible in a second request ^{drive.google.com (B)}. Major conflicts of interest have been reported ^{trialsitenews.com, Yim (B)}. 7 of 9 panel members appear to have conflicts of interest. Submit Corrections or Updates

Prof. Adaora Adimora (adimora@med.unc.edu)	<ul style="list-style-type: none">• Merck: advisory board, consultant, research support covid19treatmentguidelines.nih.gov, trialsitenews.com (B)• Gilead (maker of remdesivir): consultant, research support files.covid19treatmentguidelines.nih.gov, tandfonline.com "Aadimora AA has received consulting fees from Viiv, and Gilead and her institution has received funding from Gilead for her research"• Open Payments shows \$62,000 from Merck and \$88,000 from Gilead openpaymentsdata.cms.gov (B)
Prof. Roger Bedimo (roger.bedimo@va.gov)	<ul style="list-style-type: none">• Merck: advisory board covid19treatmentguidelines.nih.gov, trialsitenews.com (B)• Gilead: honoraria files.covid19treatmentguidelines.nih.gov

	<ul style="list-style-type: none"> • Open Payments shows \$149,000 from Merck, \$76,000 from Sanofi, and \$23,000 from Gilead openpaymentsdata.cms.gov (C)
<p>Prof. Rajesh Gandhi (rgandhi@mgh.harvard.edu)</p>	<ul style="list-style-type: none"> • Gilead: grants, advisory board, personal fees nejm.org, rmed.acponline.org "Dr. Gandhi reports grants and personal fees from Gilead, personal fees from Merck, grants and personal fees from Theratechnologies, grants from ViiV, grants from Janssen." • Merck: advisory board and personal fees files.covid19treatmentguidelines.nih.gov, nejm.org, rmed.acponline.org • Janssen: grants nejm.org • Open Payments shows \$45,000 from Merck and \$10,000 from Gilead openpaymentsdata.cms.gov (D)
<p>Prof. David Glidden (david.glidden@ucsf.edu)</p>	<ul style="list-style-type: none"> • Merck: advisory board covid19treatmentguidelines.nih.gov, trialsitenews.com (B) • Gilead: consultant covid19treatmentguidelines.nih.gov, files.covid19treatmentguidelines.nih.gov
<p>Prof. Roy Gulick (rgulick@med.cornell.edu)</p>	<ul style="list-style-type: none"> • Merck: grants web.archive.org (deleted from current version medscape.org) "Roy M. Gulick, MD, MPH, has disclosed that he has received grants for clinical research from Abbott, Boehringer Ingelheim, Merck, Pfizer, Schering, and Tibotec, and has received grants for educational activities from Gilead and Monogram. Dr. Gulick has also disclosed that he has served as an ad-hoc advisor or consultant to Abbott, Boehringer Ingelheim, Bristol-Myers Squibb, Gilead, GlaxoSmithKline, Pfizer, Schering, and Tibotec", principal investigator on A5391 with funding in part from Merck actgnetwork.org • Pfizer: grants and ad-hoc advisor or consultant web.archive.org (deleted from current version medscape.org) • Gilead: grants and ad-hoc advisor or consultant web.archive.org (deleted from current version medscape.org) • GlaxoSmithKline: ad-hoc advisor or consultant web.archive.org (deleted from current version medscape.org) • NIAID/NIH: grants acpjournals.org, vivo.weill.cornell.edu
<p>Prof. Susanna Naggie (susanna.naggie@duke.edu)</p>	<ul style="list-style-type: none"> • Gilead: grants, travel/meeting support covid19treatmentguidelines.nih.gov, files.covid19treatmentguidelines.nih.gov, rmed.acponline.org • AbbVie, NIH: grants rmed.acponline.org • Vir Biotechnology: advisory board, stockholder covid19treatmentguidelines.nih.gov • Ivermectin trial grant: \$155 million grant after the insufficient evidence recommendation trialsitenews.com (B) • Open Payments shows \$2.4 million from AbbVie, \$1.2 million from Gilead, \$34,000 from Janssen, and \$19,000 from Merck openpaymentsdata.cms.gov (E)
<p>Prof. Andrew Pavia (andy.pavia@hsc.utah.edu)</p>	<ul style="list-style-type: none"> • Merck: consultant files.covid19treatmentguidelines.nih.gov, rmed.acponline.org

- Genentech: consultant files.covid19treatmentguidelines.nih.gov
- GlaxoSmithKline: consultant rmed.acponline.org
- Open Payments shows \$14,000 from Pfizer, \$5,000 from Merck, and \$4,000 from Janssen openpaymentsdata.cms.gov (F)

Perspective

Results compared with other treatments. SARS-CoV-2 infection and replication involves a complex interplay of 50+ host and viral proteins and other factors [Lui, Lv, Malone, Murigneux, Niarakis](#), providing many therapeutic targets. Over 7,000 compounds have been predicted to reduce COVID-19 risk c19early.org, either by directly minimizing infection or replication, by supporting immune system function, or by minimizing secondary complications. Figure 28 shows an overview of the results for ivermectin in the context of multiple COVID-19 treatments, and Figure 29 shows a plot of efficacy vs. cost for COVID-19 treatments.

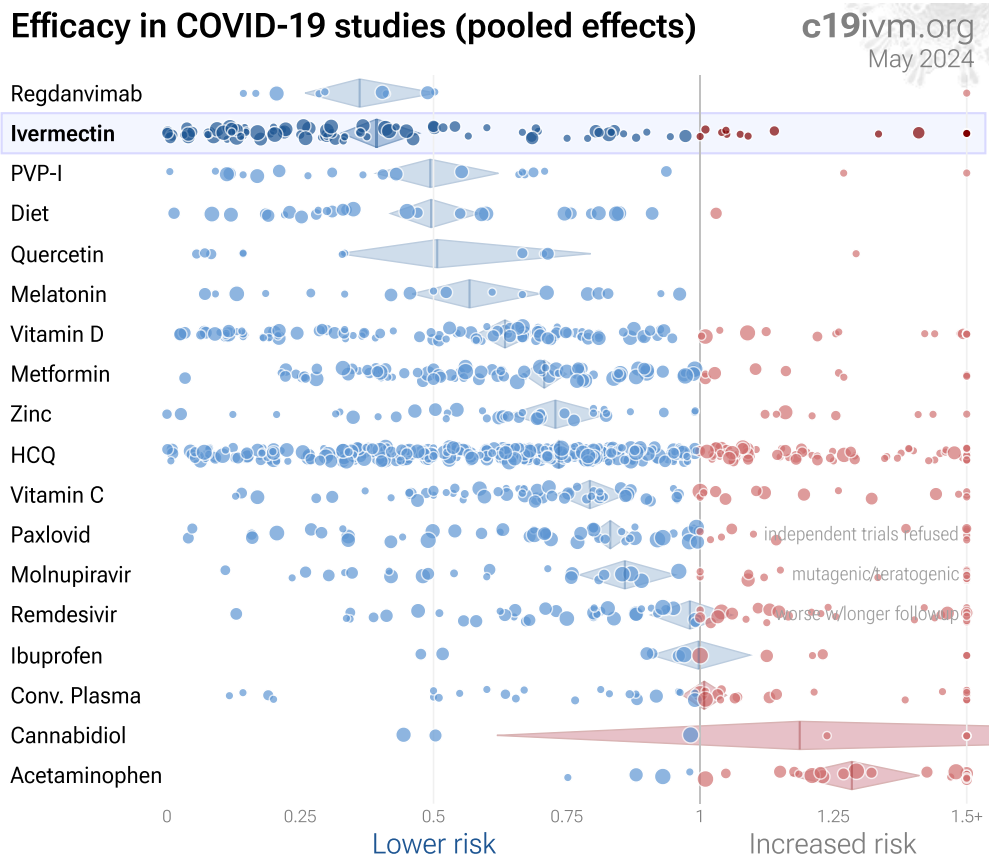


Figure 28. Scatter plot showing results within the context of multiple COVID-19 treatments. Diamonds shows the results of random effects meta-analysis. 0.6% of 7,000+ proposed treatments show efficacy c19early.org (B).

Efficacy vs. cost for COVID-19 treatments

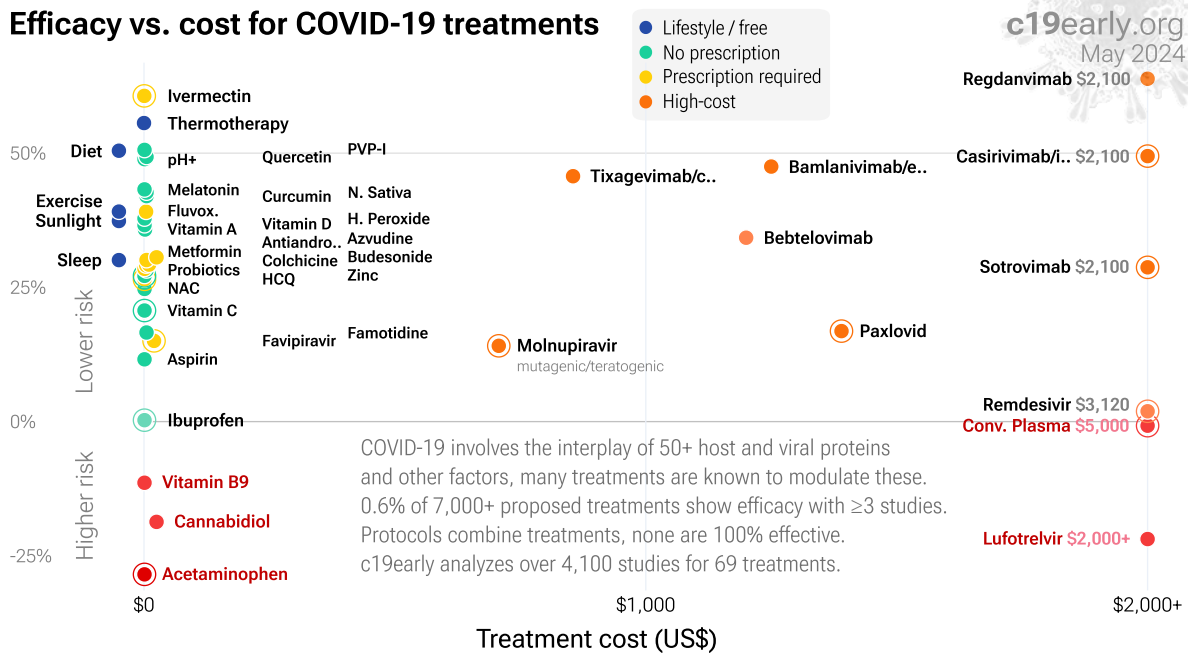


Figure 29. Efficacy vs. cost for COVID-19 treatments.

Conclusion

Ivermectin is an effective treatment for COVID-19. Treatment is more effective when used early. Meta analysis using the most serious outcome shows 61% [51-70%] and 85% [77-90%] lower risk for early treatment and prophylaxis, with similar results for higher quality studies, primary outcomes, peer-reviewed studies, and for RCTs. Statistically significant lower risk is seen for mortality, ventilation, ICU admission, hospitalization, recovery, cases, and viral clearance. All remain significant for higher quality studies. 62 studies from 56 independent teams in 26 different countries show statistically significant improvements. Results are very robust — in worst case exclusion sensitivity analysis 61 of 102 studies must be excluded to avoid finding statistically significant efficacy.

Optimal use of ivermectin may involve synergy with combined treatments, administration taking into account the lipophilic nature, and sublingual, spray, or inhaled formulations for direct treatment to the respiratory tract. Pharmacokinetics show significant inter-individual variability *Guzzo*. Injectable formulations may reduce variability and provide much faster onset of action *Mountain Valley MD*. Liposomal formulations show increased antiviral activity and lower cytotoxicity *Croci*. Synergistic results are seen with polytherapy *De Forni, Jitobaom (B), Jitobaom (C)*. Efficacy varies depending on the manufacturer *Williams*, underdosed and contaminated tablets are common *Vanhee*, and fake tablets with no active ingredient have been reported *Yemeke*.

Responses

TLDR.

As Scott Alexander says: "if you say anything in favor of ivermectin you will be cast out of civilization and thrown into the circle of social hell reserved for Klan members and 1/6 insurrectionists. All the health officials in the world will shout 'horse dewormer!' at you and compare you to Josef Mengele." The extreme politicization means we can only evaluate the data directly.

With 102 controlled studies, 49 RCTs, and extensive supporting evidence, few people have the time and experience to analyze all or most of the evidence. However, the PRINCIPLE trial *Hayward* provides a single large trial showing efficacy. Despite being perhaps the most biased trial, with extreme bias against showing efficacy in the design, operation,

analysis, and reporting, authors failed to eliminate the efficacy and hid the results for 600 days (810 days from the expected announcement time, which resulted in a pause and continuation with even greater bias).

PRINCIPLE showed 36% lower ongoing persistent COVID-19 specific symptoms, $p < 0.0001$ *Hayward*, and the primary recovery outcome shows superiority of ivermectin with significantly faster recovery and a probability of superiority > 0.999 . While authors make an unprecedented claim that the results are not clinically relevant, 2 days faster recovery and 36% lower long COVID are both highly clinically relevant. Moreover, from all 69 treatments we cover, improved recovery is very significantly associated with lower mortality, $p < 0.000000000001$, as shown in Figure 30. These highly positive results are despite very late treatment, a relatively low-risk population, and poor administration — based on analysis of all trials we expect significantly better results with recommended usage.

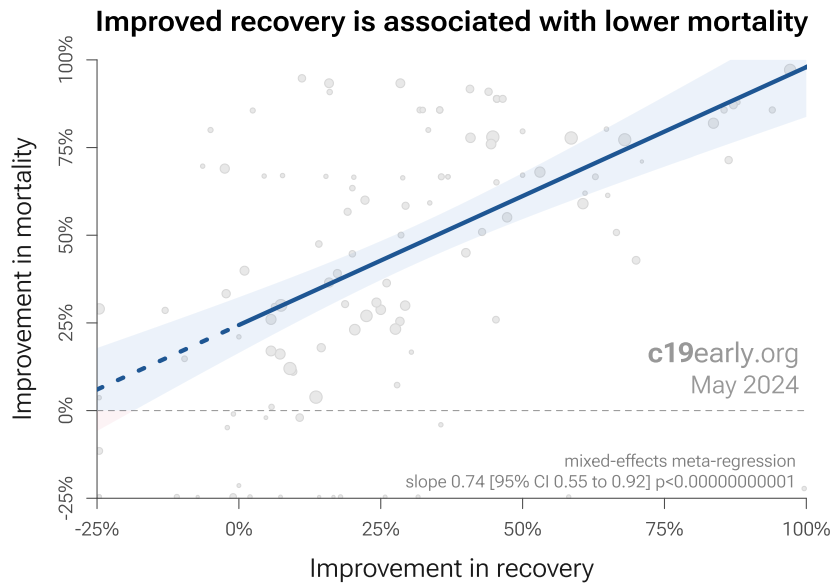


Figure 30. Improved recovery is associated with lower mortality. Meta-regression across 69 treatments.

PRINCIPLE	36% lower ongoing persistent COVID-19 specific symptoms, $p < 0.0001$ <i>Hayward</i> . The primary outcome shows superiority of ivermectin with significantly faster recovery and a probability of superiority > 0.999 .
TOGETHER	"There is a clear signal that IVM works in COVID patients.. that would be significant if more patients were added.." - co-principal investigator <i>Reis</i> .
ACTIV-6	99%, 98%, 97% superiority for time unwell, progression @14,7 days <i>Naggie</i> (note: the clinical progression results were modified in the journal version, with no explanation for over 500 days, and the 600µg/kg results also differ without explanation).
COVID-OUT	61% lower hospitalization (ivermectin vs. placebo, unreported) <i>Bramante</i> . Authors detail why the hypoxemia results are unusable, however analysis of the data shows that the ER results are similarly uninformative and do not appear to be related to symptoms.

Table 8. Summary of widely discussed ivermectin RCTs.

Inconclusive meta analyses.

Popp, Roman provide meta analyses that show positive effects without reaching statistical significance. The primary methods used that result in a lack of statistical significance are the exclusion of the majority of the evidence base, and division of the remaining subset. For more details see the study notes.

Primary outcome analysis.

We use fixed pre-specified effect extraction to avoid bias and to focus on the most clinically relevant results. For comparison, we have also performed analysis using the primary outcome of studies (shown in the supplementary data), with results showing similar effect sizes. Prophylaxis results are very similar with 100% (17 of 17) positive effects. Early treatment shows 85% (33 of 39) positive effects, improved due to the very small event count negative serious outcomes in Krolewiecki, Vallejos, and Buonfrate no longer having priority. Late treatment shows 70% (32 of 46) positive effects, reduced slightly, primarily due to viral clearance results being the primary outcome in some studies, and viral clearance being less successful with late treatment. Overall, the primary outcome analysis shows 80% (82 of 102) positive effects, compared to 81% (83 of 102) in the main protocol analysis.

Meta analysis should not combine heterogeneous studies.

All meta analyses combine heterogeneous studies, because all studies differ in one or more ways, including patient demographics, treatment delay distribution, effect measured, SARS-CoV-2 variants, and treatment regimens (note that this is different to heterogeneity caused by bias). Combining heterogeneous studies may obscure efficacy - for example if treatment within 24 hours is twice as effective as treatment within 48 hours and we include studies with later treatment; or if a treatment is effective at reducing mortality but has no effect on viral clearance and we include viral clearance studies. Including studies that are further from the optimal treatment situation will reduce the observed effect size. This can be seen in the treatment delay analysis - late treatment is less effective and including late treatment studies lowers the effect size. For any negative meta analysis, we must consider if the treatment is effective but only in a subset of the situations covered by the studies (or a situation not covered by any study, for example few treatments have studies with a treatment delay ≤ 24 hours).

BBC.

The team referenced in this article is unreliable. Dr. Kyle Sheldrick posted a schedule A statement as a result of a defamation lawsuit admitting to false and defamatory claims regarding one of the world's most highly published and respected critical care physicians *Sheldrick*; Dr. Nick Brown has called for trials for crimes against humanity for scientists that "tried to scam the world with their fake treatments" including vitamin D *c19early.org (C)*, *twitter.com (B)*. Gideon Meyerowitz-Katz has posted many false claims detailed below *c19ivm.org (B)*.

*Update: authors indicated that their data would be available "soon" as of Sep 14, 2021, however it has not been released over 900 days later *twitter.com (C)*, therefore it is not possible to analyze their methods regarding ivermectin research in detail. However, Dr. Sheldrick posted false and defamatory accusations regarding a highly respected physician that has saved countless lives before and during the pandemic. In this case, detailed methods were published, revealing highly flawed analysis, and a basic misunderstanding of statistics, as detailed by multiple statisticians *Fenton, twitter.com (D)*. Author deleted the blog post. Further, we note that the team's disregard for major issues with the Together Trial, ACTIV-6, López-Medina et al., and Beltran Gonzalez et al. suggest substantial bias.*

A BBC article raises questions due to data issues in some studies, based on an analysis from a team of researchers. One of the researchers reports that data in some trials could have been manipulated, while noting that human error can not be ruled out. Others in the team directly accuse authors of malfeasance. Regardless of the cause, concern over these studies is valid. Currently, 2 studies have been retracted, one was withdrawn by a preprint server, and another has been reported as pending retraction, although the journal reports that no retraction is pending. None of these studies are in our analysis.

Existence of some lower quality studies is typical in large evidence bases. The percentage of studies with issues is not greater than reported averages, and is not close to removing evidence of efficacy (and may actually improve evidence as detailed below). We performed an absolute worst case sensitivity analysis, where positive studies are excluded in order of the effect size, with the largest effect first. 60%, or 61 of 102 studies must be excluded to avoid finding statistically significant efficacy (this is in addition to the four papers not in this analysis).

The summary statistics from meta analysis necessarily obscure most of the information in the evidence base. For those that have read all of the research, knowledge of efficacy is supported by extensive additional information, including for example relationships between outcomes within a study, dose-response relationships within and across studies, treatment delay-efficacy relationships within and across studies, variant-efficacy relationships, etc. Notably, removal of Elgazzar, Samaha, and Niaee improve the treatment delay-efficacy and dose-response relationships and may further increase confidence when considering all information.

Concerns about *Cadegiani*, *Carvalho*, *Carvalho (B)*, *Carvalho (C)* have also been reported. All of these studies are excluded in our exclusion analysis.

	Studies	Prophylaxis	Early treatment	Late treatment	Patients	Authors
With GMK/BBC exclusions	68	84% [73-91%]	69% [61-76%]	46% [30-59%]	124,855	806
RCTs w/GMK/BBC exc.	37	89% [57-97%]	66% [54-75%]	31% [11-46%]	12,392	507

Percentage improvement with ivermectin treatment after exclusion of all studies reported by this team

We note that, while malfeasance cannot be ruled out, reported concerns may also be caused by typos, data collection errors not affecting analyzed outcomes, and expected results from multiple tests. Authors, without any prior registration or statistical analysis plan, perform thousands of statistical tests across data in the studies and report results without correcting for multiple tests. For example, reporting the occurrence of a 1 in 1,000 event as evidence of randomization failure, while performing more than this number of tests across studies.

This group often dismisses studies based on an arbitrary statistical significance threshold for a specific outcome, a misunderstanding of statistics *Amrhein*, and indefensible as a pre-filter in meta analysis.

This group has made many claims unsupported by the data. For Niaee, one author claimed the study "*made a HUGE difference*". It has no effect on early treatment or prophylaxis. For late treatment, which is not recommended, the change was relatively minor. For Elgazzar, the author claimed that it could be "*the most consequential medical fraud ever committed*". There was almost no difference in our analysis after removing this paper (excluding 1 of 105 studies has very little effect, and the exclusion actually improves the treatment delay-response relationship).

Statements by the group suggest significant bias. The main author first referred to ivermectin as "something else to debunk" in December 2020, and later as a "horse dewormer". Another group member has called for charging scientists that recommend vitamin D with "*crimes against humanity*".

The group has made claims about all ivermectin evidence based on the existence of some studies with issues. It is inappropriate to generalize about the entire group of 1179 scientists and researchers based on the mistakes or actions of a few individuals.

This group has focused on finding issues in papers reporting large positive effects, which introduces a significant bias. Notably, the few studies that contribute most to minimizing the effects in meta analysis include studies with very high conflicts of interest and many reported protocol violations and data issues, however this group disregards all of these issues.

The article claims "*The largest and highest quality ivermectin study published so far is the Together trial*" which "*found no benefit*", however this study has not been published, is one of the lowest quality trials with many documented design, execution, and analysis issues, has extremely high conflicts of interest, there is a history of inaccurate

reporting prior to publication for a previous treatment in the same trial, and the trial actually reported 18% lower mortality (not statistically significant).

The article reports that 26 studies were examined, however there are 105 studies, authors have not reported their results for all 26, and authors have not provided their data after repeated requests. Currently they have not even provided a list of the 26 studies.

The group has an excessive focus on RCTs, which have a fundamental bias against finding an effect for interventions like ivermectin that are widely known and easily available — patients that believe they need treatment are more likely to decline participation and take the treatment ^{Yeh} (this does not apply to the typical pharmaceutical trial of a new drug that is otherwise unavailable and unfamiliar).

The main author of the group is also against vitamin D. Of the 120 vitamin D COVID-19 treatment studies, author suggests only one trial is worth looking at ^{Murai}. This gives us a simple case to examine potential bias. *Murai* is a small trial providing no statistically significant effects (mortality $p = 0.43$, other outcomes are positive while also not significant). Author acknowledges that the trial is too small for a conclusion. More importantly, this trial provides no information about whether vitamin D reduces the risk of a serious COVID-19 case, because the patients in this trial already had a serious COVID-19 case (90% already on oxygen treatment at baseline). Author does not mention this. The trial also has poorly matched arms in terms of gender, ethnicity, hypertension, diabetes, and baseline ventilation, all favoring the control group. Further, this study uses an inappropriate form of vitamin D — cholecalciferol. In reality physicians would use calcifediol or calcitriol with late stage treatment, because they avoid a very long delay for conversion. We are unaware of a reason to use cholecalciferol in this case (other than to produce a null result). In summary, author's chosen study is the study providing the least useful information from the 120 vitamin D treatment studies to date, suggesting biased analysis.

We fully support this team's effort to clean up the evidence base. This is extremely valuable and improves the integrity of the evidence base (and the accuracy if done equally for all studies). We hope this or other teams can do the same for all treatments. However the analysis plan should be published, details of all tests should be provided, results should be corrected for multiple testing, results for all studies and tests should be provided, and equal attention should be given to studies with non-statistically significant results, especially those with major reported data issues that have been disregarded by this team (for example data suggesting substantial protocol violations including confounding by time in *Reis* and control arm use of treatments in *López-Medina*).

For coverage of other errors in the BBC article, and illumination of the stark contrast between Dr. Lawrie's response to the BBC before publication and what they chose to report, see *BiRD Group, Campbell, Elijah, Lawrie (B)*.

More details can be found in the following response regarding the main author of this group.

GidMK.

On September 6, 2021, author is on video saying "what this web site does is it goes through all of those 10 things, finds the positive one, and only reports the positive one ... they'll pick a number that is the lowest number" [youtube.com @46:48](#). This is false, we report individual outcome analyses, and for pooled results we use the most serious outcome with a detailed protocol. Notably, author knows this is false, having posted the protocol on Twitter a month earlier. Moreover, in most cases there could be no ambiguity on the most serious outcome even without a detailed protocol. At the time of author's statement, the most serious outcome was actually the worst of multiple reported outcomes 26% of the time.

Author indicated their data would be released "soon" on Sep 14, 2021. The data was used for conclusions in the BBC and BMJ along with a message that data transparency is needed. No data has been released over 900 days later [twitter.com \(C\)](#).

TLDR

As a quick way to assess reliability, consider that author describes the Together Trial as "*incredibly well-done*" and a "*masterpiece of science*". The trial actually reported multiple impossible numbers, has refused to release data despite pledging to do so, has extreme conflicts of interest, and had blinding failure, randomization failure, and multiple protocol violations as *detailed below*. Author similarly disregards major issues with many other trials, including ACTIV-6, López-Medina et al., and Beltran Gonzalez et al. This suggests substantial bias.

SEE ALSO

The Potemkin Argument: How Scott Alexander and GidMK Caricatured the Work of Honest Scientists

The Potemkin Argument, part I (extension): The Sullying of Babalola et al.

Incorrect, misleading, hyperbolic, and unsupported statements have been made by an influential anti-treatment Twitter personality, journalist, and PhD student known for defending Monsanto Roundup against carcinogenic claims (later settled for \$US 11 billion). Author is notable as the only known researcher that reports having read a majority of the 105 (including retracted) studies, but does not find the evidence to be positive. However, their opinion appears to have been formed before reading the studies — they first referred to ivermectin as "*something else to debunk*". We note that the author has made valuable contributions identifying significant issues with some studies, which has helped to improve the quality of the ivermectin evidence base, and has improved the dose-response and treatment delay-response relationships.

Analysis with GMK's recommended exclusions can be found in the supplementary data, which shows 46% [33-56%] improvement, $p = 0.000000015$.

Author has been paid for writing anti-treatment articles, and has also referred to ivermectin as a "*horse dewormer*". Author has experienced personal tragedy with multiple family members having died of COVID-19, which may introduce a bias against acknowledging errors in treatment advice.

Author's attempt to discredit the scientists performing ivermectin research centers on the false assertion that excluding a small number of lower quality trials results in a negative outcome. It should be clear from the forest plot that this is not possible, but we can be more specific. We perform a worst case sensitivity analysis, where positive studies are excluded in order of the effect size, with the largest effect first. How many studies do we need to exclude before the meta analysis RR has a confidence interval exceeding 1.0? 60%, or 61 of 102 studies must be excluded to avoid finding statistically significant efficacy. As with all data in this paper, this analysis will automatically update as the evidence base evolves. Also note that this is after exclusion of withdrawn papers - one has never been in this analysis, the second was removed on the same day it was withdrawn, and the other two were removed in advance of retraction based on author's notification that retraction is pending (only one has been retracted, the journal for Niaee et al. has reported that no retraction is pending).

Author claims that we include several papers that are already excluded in the 10 exclusion analyses.

Author claims that there is a greater percentage of low quality studies for ivermectin and COVID-19 compared to other treatments. This is unsupported for such a large evidence base, and does not match previous studies.

Author often makes a basic error by equating positive effects that are not statistically significant at a specific level with "no effect", a misunderstanding of statistics *Amrhein*. For example, if a study reports 50% improvement with a p value of 0.1, we cannot say that the study shows the treatment is ineffective, or in the words of the author shows "no benefit at all". Author repeatedly makes false claims in this way.

On Sep 14, 2021, author indicated that their team had reviewed about 30 ivermectin studies and their data would be available soon, however it has not been released two years later.

Author appears to favor pharmaceutical company affiliated/operated trials. For example, the author has no problem with the lack of IPD for many pharmaceutical affiliated COVID-19 trials that support the author's treatment positions, yet considers the lack of IPD in a positive ivermectin trial to be problematic. Author believes the pharmaceutical

affiliated Together Trial is the highest quality trial so far, yet not only have the authors declined to release IPD that they previously pledged to release, there was not even a preprint when GMK made the statement, and the trial has many critical and serious flaws, extremely high conflicts of interest, and a history of inaccurate reporting prior to publication for another treatment arm. GMK has subsequently published a paper with one of the original co-lead's of the Together Trial (who later joined the trial DSMC).

Author has disregarded treatment delay in analysis, which results in incorrect conclusions. For example, author claims that the RECOVERY trial proved that another treatment is not effective, and would provide definitive data if the same was done for ivermectin. The trial provided valuable data on very late use (9 days after symptoms) with an excessively high dose and very late stage patients. However, it did not provide information on early treatment. Oseltamivir, for example, is generally only considered effective for influenza when used within 0-36 or 0-48 hours *McLean, Treanor*. Paxlovid was tested with a maximum of 3 days from symptom onset (the mean delay is unknown). For ivermectin, author believes the PRINCIPLE trial will provide strong data on efficacy, however this trial includes low risk patients less than 15 days from symptom onset, and may only provide information on late treatment in a low risk population with lower risk variants. Figure 31 shows a mixed-effects meta-regression for efficacy as a function of treatment delay in COVID-19 studies from 69 treatments. Efficacy declines rapidly with treatment delay.

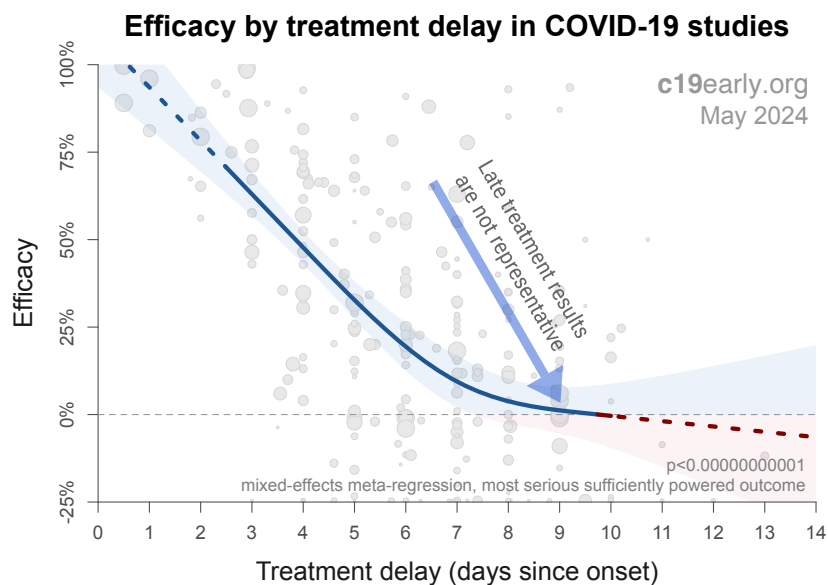


Figure 31. GMK believes that results for treatment delayed 9 days from symptom onset provides definitive information on treatment efficacy. However early treatment is critical for antivirals, as shown with antivirals for other respiratory diseases, and in meta-regression of studies from 69 COVID-19 treatments.

Author has an unwarranted focus on a specific outcome (mortality) and a specific subset of trials (RCTs). This would be reasonable in many cases when sufficient high-quality data is available, however this is not the case for off-patent COVID-19 treatment trials, where RCTs often involve delayed treatment, low-risk patients where mortality is rare, or very high conflicts of interest. Widely accepted and effective (for specific variants) treatments like casirivimab/imdevimab, bamlanivimab, and sotrovimab were all approved without statistically significant mortality benefits. Other outcomes are also important — accelerating viral clearance, and reducing cases, hospitalization, ICU admission, ventilation, etc. are all very valuable, for example reducing serious "long COVID" problems, reducing transmission of the virus, and reducing the burden on the healthcare system. These outcomes are also likely to correlate with reduced mortality among larger or higher-risk populations. We note that there is extensive evidence for the mortality outcome when not restricting to RCTs. RCTs have mostly been run with relatively low risk populations where mortality is low, leading to limited statistical significance. However RCTs are inherently biased towards low mortality and towards not finding an effect in this case — ivermectin is well-known to be beneficial for COVID-19 and is easily available, therefore participants that believe they may be at serious risk are more likely to decline participation

in the RCT and take the recommended medications. Patients that do choose to participate are also more likely to have low adherence. This bias of RCTs is likely to be even larger in locations where ivermectin is widely used in the community and very easily obtained, which correlates with the observed RCT results.

Author suggests that we have chosen the wrong outcome in some cases. While mistakes are possible, for example we corrected errors with Espitia-Hernandez et al. and Jain et al., the claims made suggest that the author has not read the studies and/or our protocol carefully. Details are below. We note that the author disregards the existence of the individual outcome analyses and the primary outcome analysis.

Most errors have not been corrected by the author over two years later. Many false, misleading, and defamatory statements continue to be available, highly-ranked in search results, and highly influential. Other errors include:

- that excluding Elgazzar et al. completely changes the results and could be "*the most consequential medical fraud ever committed*". Excluding 1 of 105 studies has very little effect, and the exclusion improves the treatment delay-response relationship.
- that Niaee et al. "*made a HUGE difference*". It has no effect on early treatment or prophylaxis. For late treatment, which is not recommended, the change was minor, and the exclusion improves the treatment delay-response relationship.
- making basic errors suggesting very superficial reading of studies, for example claiming the RR in Szenté Fonseca is the risk of being treated.
- making basic errors suggesting very superficial reading of this paper, for example claiming that a result for prophylaxis studies is based on the number of patients from all studies.
- equating a high degree of COVID-19 in a country partially adopting a treatment with a lack of efficacy, disregarding obvious confounding such as heavily affected areas being more likely to adopt treatment (analysis of results in regions or time periods adopting treatment, while not equivalent to controlled studies, is more informative and shows efficacy *Chamie-Quintero, Chamie-Quintero (B), Merino, Ontai*).
- confusing heterogeneity due to dose, treatment delay, etc. and due to bias.
- disregarding treatment delay to dilute or obscure effects by including late treatment (author has also used this method with other treatments).
- disregarding the existence of specific outcome analyses, RCT analysis, and exclusion-based sensitivity analysis.
- suggesting that efficacy over longer periods is not possible because ivermectin has a half-life of "*about a day*". Author disregards known efficacy for other conditions over much longer periods, and mischaracterizes the half-life. Antiparasitic efficacy can persist for several months after a single dose *Canga*. Plasma half-life is longer in some studies, and significant plasma concentration can persist for over 2 weeks in some patients *Muñoz*. More importantly, ivermectin is highly lipophilic and may accumulate in the lung and other tissues where concentrations may be many times higher *Chaccour (C), Chiu*.
- misunderstanding funnel plot analysis and explanations other than selective reporting (and providing no evidence of unreported negative studies, while there is substantial evidence of difficulty publishing positive studies *Jerusalem Post, Kory (B)*).
- suggesting that it is not reasonable to combine evidence from mortality and hospitalization (for example), but happily combining late treatment and early treatment in order to obscure efficacy. If a treatment reduces disease severity requiring hospitalization, reduced mortality in at-risk populations logically follows, whereas lack of efficacy several days after onset can not be extrapolated to early treatment — treatments for a viral infection are often less effective when delayed.
- making serious claims about individual studies without contacting authors (for example claiming patients were excluded for reaching the endpoint too quickly in one study, whereas authors report exclusions due to baseline negative status).
- author is unaware of different variants, suggesting that results should be identical for treatment at a given delay, even when the predominant variants have markedly different peak viral load, time to peak viral load *Faria, Karita, Nonaka*, and mortality (for example Gamma vs. non-Gamma aHR 4.73 [1.15-19.41] *Zavascki*).

The cases where author suggests we have chosen the wrong outcome indicate that the author has not read the studies and/or our protocol carefully:

- suggesting that the risk of a good outcome should be selectively used instead of the risk of a bad outcome (author would like to do this when it reduces the effect size). This is similar to using the risk of surviving instead of the risk of death. 99% survival may only be a 4% improvement over 95% survival, but most people would appreciate the 80% lower risk of death.
- suggesting that hospitalization time should be used for symptomatic recovery in a study where discharge is based on viral clearance (and only tested weekly).
- suggesting that a specific symptom such as cough should be used (author would prefer a less positive result for the study).
- suggesting that viral load is more important than symptomatic results.
- suggesting that mortality should be used in populations with zero mortality (for low-risk populations with no mortality, reduction in mortality is not possible, this does not mean a reduction in hospitalization, for example, is not valuable).
- suggesting that unadjusted results should be used in a study where the adjustments clearly make a significant difference (author wants to cherry-pick unadjusted cough results).
- suggesting that, for example, in a study of viral load where all patients recover, it is not valuable if treated patients recover faster (or are less likely to transmit the virus to others).
- suggesting that study selected outcomes should have priority rather than using a consistent pre-specified protocol, disregarding the added bias and the fact that this actually improves results for ivermectin (for example the very small event count negative serious outcomes in Krolewiecki, Vallejos, and Buonfrate would no longer have priority).
- suggesting that cough is a more important symptom than low SpO₂ or fever. Cough can persist for a long time after more serious symptoms resolve, and persistent cough may be caused by many conditions.
- suggesting that combined low dose treatment results should be used in a study that had a combined ivermectin/doxycycline arm (single dose ivermectin, 5 days doxycycline) and an ivermectin arm with treatment for 5 days.

We note that this personality has an extensive history of incorrect advice, including for example:

- claiming that flu is more dangerous than COVID-19
- claiming that SARS-CoV-2 is not airborne
- claiming that it's impossible to improve immune system functioning
- even believing and propagating a made up story that claimed ivermectin overdose was causing gunshot victims to wait at an ER

Author has taken a public position against early treatments for COVID-19 since at least July 2020. Given this longstanding and influential negative position, they may tend to view information with a negative filter and confirmation bias, and may be reluctant to admit errors. They acknowledge not having read all of the studies (and appear to have very superficially read others). They submitted zero feedback to us, suggesting that they know their comments are incorrect or that they have a motivation other than correcting errors. Author claims that they could not contact us, however there are over 50 feedback links throughout this article. We also note that the author is not open to critical feedback and routinely blocks Twitter users correcting mistakes or expressing anything critical on their feed. Reports suggest that the author also pre-emptively blocks people that have not even interacted with them, but are connected to other users reporting on their errors. Author acknowledges using a tool called MegaBlock that blocks all people that liked a specific tweet.

The author is also against vitamin D. Of the 120 vitamin D COVID-19 treatment studies, author suggests only one trial is worth looking at *Murai*. This gives us a simple case to examine potential bias. *Murai* is a small trial providing no statistically significant effects (mortality $p = 0.43$, other outcomes are positive while also not significant). Author acknowledges that the trial is too small for a conclusion. More importantly, this trial provides no information about

whether vitamin D reduces the risk of a serious COVID-19 case, because the patients in this trial already had a serious COVID-19 case (90% already on oxygen treatment at baseline). Author does not mention this. The trial also has poorly matched arms in terms of gender, ethnicity, hypertension, diabetes, and baseline ventilation, all favoring the control group. Further, this study uses an inappropriate form of vitamin D — cholecalciferol. In reality physicians would use calcifediol or calcitriol with late stage treatment, because they avoid a very long delay for conversion. We are unaware of a reason to use cholecalciferol in this case (other than to produce a null result). In summary, author's chosen study is one of least useful studies from the 120 studies to date, suggesting biased analysis.

Based on many comments, author appears to focus on superficial criteria such as typesetting and quality of writing. While many of the studies have been performed by non-native English speakers with minimal budgets, this does not imply the researchers are less reliable. Indeed, the author is highly critical of the program used to create a graph, for example, but is unable to see flaws in high budget high conflict of interest trials, even when they prompt >100 scientists to write an open letter requesting retraction *Open Letter by 170+ US Doctors*.

Two years later, the author has still not contacted us, making content-free comments on Twitter such as calling us "sh*tty". Other individuals pointing out errors with detailed and careful feedback get similar treatment, such as being called a "d*ckhead" and being blocked.

More details can be found in the BBC response.

Scott Alexander.

Feb 2, 2023 update: Scott acknowledges that his analysis was incorrect, that the topic is outside his "expertise and competence level", and that his self-and-GidMK-filtered subset of a 29 study subset of 102 studies actually shows much stronger efficacy than previously claimed. Scott further acknowledges several false and defamatory claims, while standing by others. Scott acknowledges that the strongyloides theory is not very strong. Scott now relies on publication bias to discredit the 628 scientists reporting efficacy, without even reading many of their studies.

For publication bias, author is saying that the statistically significant positive studies were chance events, i.e., there are actually >1,000 ivermectin studies, but there is an extremely strong bias towards publishing only the positive studies.

This is in direct opposition to the evidence on publication bias. High profile journals refuse to publish positive ivermectin studies, while negative ivermectin studies are guaranteed acceptance, widespread press, and fame, just as Scott has received fame for his negative article. As Scott said in November 2021, "if you say anything in favor of ivermectin you will be cast out of civilization and thrown into the circle of social hell reserved for Klan members and 1/6 insurrectionists. All the health officials in the world will shout 'horse dewormer!' at you and compare you to Josef Mengele." Ivermectin has the strongest negative publication bias we have ever seen.

Scott finally points at our overview of efficacy across treatments, claiming that multiple effective treatments is proof of publication bias. As if somehow the existence of several effective treatments is impossible.

Scientists have identified over 2,000 compounds potentially beneficial for COVID-19. It is trivial to disable SARS-CoV-2 *in vitro*, hundreds of compounds do so, many with existing known and positive safety records. What is the chance that none of these can safely reach the location of SARS-CoV-2 infection? In the nasopharynx, oropharynx? Lung? Other tissues?

Is it really surprising that PVP-I for example, very effective *in vitro*, can be applied to the nasopharynx/oropharynx in effective concentrations, and is helpful, especially if used before infection spreads further?

Are there really no inputs to the human system that improve functioning of the immune system?

Does Scott really believe that paxlovid, casirivimab/imdevimab, sotrovimab, tixagevimab/cilgavimab, bebtelovimab, ensovibep, molnupiravir, and remdesivir are actually ineffective, all were approved in error because hundreds of other studies were not published?

While Scott dismisses the work of over 9,700 scientists reporting statistically significant positive effects of low cost treatments (over 600 for ivermectin), he appears to have blind faith in trials having perhaps the highest moral and financial conflicts in the history of medicine, while simultaneously missing many critical issues (ACTIV-6, TOGETHER, COVID-OUT, PRINCIPLE) creating unreliable results, and signs of efficacy despite best efforts to avoid it.

Extreme moral conflicts arise for authors and institutions that played a critical role in the suppression of early treatments — they share responsibility for the results of any mistakes that impacted policies. The extreme financial conflicts come from authors and institutions associated with companies where billions of dollars of profit relies on no effective inexpensive treatments existing.

We challenge Scott to do a more serious analysis. For example: examine all of the studies rather than only 28%; directly examine studies rather than relying on a personality that thinks a study treating patients 9 days after onset is conclusive (a study so extremely late that 17% were on ventilation/ECMO); take into account major issues with studies like ACTIV-6, TOGETHER, COVID-OUT, and PRINCIPLE; and review the ~100 additional supporting papers for understanding of the mechanisms of action, censorship, and other issues.

Previous response: For a much better and more thorough analysis of Scott Alexander's essay, including numerous errors, extreme bias, incorrect statistical analysis, contradictory standards, and failure to make corrections, see the Potemkin Argument series. Part 21 illustrates the potentially catastrophic result of humanity's difficulty in objectively creating and evaluating scientific evidence related to critical world problems.

SEE ALSO

[The Potemkin Argument: Index](#)

[The Potemkin Argument, Part 2: The Devil's Advocate](#)

[The Potemkin Argument, Part 3: The Misportrayal of Dr. Flavio Cadegiani](#)

[The Potemkin Argument, Part 4: How Scott Alexander and GidMK Caricatured the Work of Honest Scientists](#)

[The Potemkin Argument, Part 5: The Sullyng of Babalola et al.](#)

[The Potemkin Argument, Part 6: The Erratic Disciples of Dr. John Carlisle](#)

[The Potemkin Argument, Part 7: Scott Alexander's Statistical Power Struggle](#)

[The Potemkin Argument, Part 8: Scott's Synthetic Scorn](#)

[The Potemkin Argument, Part 9: Scott's Observational Opprobrium](#)

[The Potemkin Argument, Part 10: The Ballad of Lopez-Medina](#)

[The Potemkin Argument, Part 11: TOGETHER vs. Carvalho, A Tale of Two Studies](#)

[The Potemkin Argument, part 12: Bayes Wept](#)

[The Potemkin Argument, Part 13: Consequentialism for Me, Deonticism for Thee](#)

[The Potemkin Argument, part 14: Achilles' Analytical Heel](#)

[The Potemkin Argument, Interlude I: Scott Alexander and the Worm of Inconsistency](#)

[The Potemkin Argument, Part 16: Worm Games](#)

[The Potemkin Argument, Part 17: Viral Funnel Plot Blues](#)

[The Potemkin Argument, Part 18: Scott's Scientific Takeaway](#)

[The Potemkin Argument, part 19: My Scientific Takeaway -or- Why You Still Can't Box Intelligence](#)

[The Potemkin Argument, Part 20: Scott's Sociological Takeaway—or—The Bret and Pierre Special](#)

[The Potemkin Argument, Part 21: The Political Takeaway](#)

[Ivermectin: Much Less Than You Needed To Know](#)

The analysis by SSC / Scott Alexander has a number of major issues. For many other uncorrected errors in SSC's analysis, see doyourownresearch.substack.com, [@SSC\(E\)](https://twitter.com/SSC(E)).

Analysis with SSC's recommended exclusions can be found in the supplementary data.

Update: after exclusions chosen by SSC, exclusions by GMK, excluding all late treatment, and excluding all prophylaxis studies, SSC found the results in Figure 32, showing statistically significant efficacy of ivermectin with $p = 0.04$. The method for computing this p value is not specified. We used the same event results and performed random-effects inverse variance DerSimonian and Laird meta analysis as shown in Figure 33, finding much higher significance

with $p = 0.005$. We note that the effect extraction appears biased against ivermectin, choosing the excessive dose arm in Buonfrate, and using the post-hoc exclusion in López-Medina. The Krolewiecki treatment count appears to have been scaled for the different group sizes. We do not know where SSC's Mahmud counts are from.

	Outcome	Placebo	Ivermectin	
Mahmud	Nonrecovery	120	89	
Ahmed	Fever nonrecovery	3	0	
Chaccour	Viral culture +	1	1	
Ravakirti	Death	4	0	
Bukhari	PCR-7+	25	4	
Mohan	Clinical worsening	5	3	
Lopez-Medina	Hospitalization	6	4	
Krolewiecki	PCR-5+	11	8	
Vallejos	Hospitalization	21	14	
Together	Death	95	86	
Buonfrate	Hospitalization	0	3	

Figure 32. SSC's analysis. SSC reports $p = 0.04$, with an unspecified method.

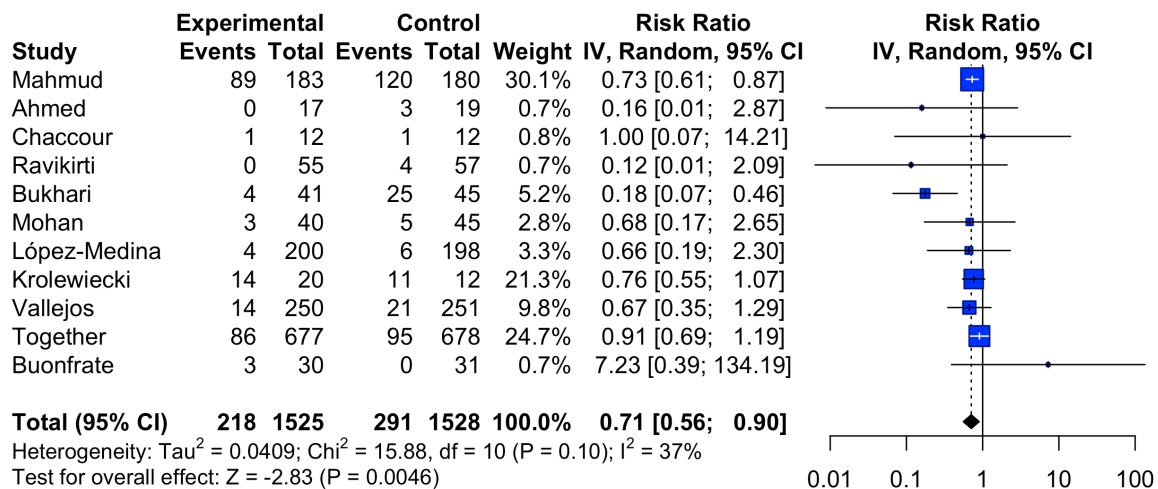


Figure 33. Random-effects meta analysis per SSC's chosen results, finding much higher significance.

Author appears to be against all treatments, labeling them all "unorthodox" and "controversial", even those approved by western health authorities, including casirivimab/imdevimab, bamlanivimab, sotrovimab, and paxlovid. Update: author's original article still refers to all treatments we follow as unorthodox and controversial, however they report that they actually recommend fluvoxamine, paxlovid, casirivimab/imdevimab, bamlanivimab/etesevimab, and sotrovimab, and suggest that they support all western health authority approved treatments which additionally includes remdesivir, budesonide, bebtelovimab, tixagevimab/cilgavimab, and molnupiravir. Author also has positive comments for zinc (but reports there is no proof). i.e., author appears to actually support at least 11 of the 69 treatments we follow. We note that the methodology is the same for all treatments.

We encourage the author to at least direct readers to government approved treatments, for which there are several in the author's country, and many more in other countries (including ivermectin). While approved treatments in a specific country may not be as effective (or as inexpensive) as current evidence-based protocols combining multiple treatments, they are better than dismissing everything as "unorthodox". Elimination of COVID-19 is a race against viral evolution. No treatment, vaccine, or intervention is 100% available and effective for all variants — we need to embrace all safe and effective means.

The third-party analysis that author references for the strongyloides theory is confounded by treatment delay and dosage — the high prevalence group has more early treatment trials and a higher average dose, i.e., the analysis reflects the greater efficacy of early treatment and the greater efficacy of higher dosage. More details can be found in the strongyloides section.

Author refers to studies with positive but not statistically significant results as "negative" ^{Mohan}, or "[the] original outcome would also have shown ivermectin not working" ^{López-Medina}, which are incorrect conclusions ^{Amrhein}. *Update: author believes this means we abandon statistical significance. We do not know where this comes from — all of our results report confidence intervals, and the first two words of this paper are "statistically significant". What is incorrect is making a negative conclusion based on an insignificant result. For example, if one study reports 50% lower mortality without reaching statistical significance, this does not mean that the treatment is useless. Consider if there are 10 studies all reporting ~50% lower mortality, the combined evidence may be strong even if each individual result is not statistically significant.*

Author notes that: "if you say anything in favor of ivermectin you will be cast out of civilization and thrown into the circle of social hell reserved for Klan members and 1/6 insurrectionists", suggesting an environment that may bias the information that the author sees, and could unconsciously bias analysis. We note that similar environments influence the design, operation, and publication of some existing (and many upcoming) ivermectin trials.

Author looks at 29 of the 102 studies, which we note is much better than most commenters, but still ignores the majority of studies, including the prophylaxis studies.

The author finds efficacy at $p = 0.04$ in their analysis of 11 of the 29 studies they looked at. We note that simply looking at the other 73 studies will result in much higher confidence in efficacy. We also note that even at $p = 0.04$ with 11 independent studies, a rational risk-benefit analysis results in immediate adoption into protocols (pending stronger data with other combinations of treatments), and immediate collection of more data from sources without conflicts of interest.

However, ultimately the author at least partially supports the two prevailing theories that are commonly used by those against treatment. These theories require disregarding extensive contradictory evidence:

The steps required to accept the *no-significant-effect* outcome are extreme — one needs to find a reason to exclude most of the studies, disregard the strong treatment-delay response relationship, and disregard all prophylaxis studies. Even after this, the result is still positive, just not statistically significant. This does not support a negative recommendation. Widely accepted and effective (subject to dependence on viral variants) treatments like casirivimab/imdevimab, bamlanivimab, and sotrovimab were all approved without statistically significant mortality benefits.

The steps required to accept the *strongyloides-mechanism-only* conclusion are also extreme - we need to disregard the majority of outcomes occurring before steroid use, and disregard the strong treatment-delay response relationship which is contradictory. Figure 27 shows analysis by strongyloides prevalence. The third-party analysis referenced by the author is confounded by treatment delay and dosage.

Author seems biased against believing any large effect size. We note that large effect sizes have been seen in several COVID-19 treatments approved by western health authorities, including paxlovid which the author is very positive about, and also that better results may be expected when studies combine multiple effective treatments with complementary mechanisms of action (as physicians that treat COVID-19 early typically do). *Update: author confirms this bias but appears to disregard it for paxlovid.*

Author is suspicious about a study based on the country of the researchers, and also appears biased against non-native speakers, with comments such as "unreadable" for one paper, compared to "written up very nicely in real English" for another. *Update: author confirms being biased against certain countries.*

Author calls a physician that has reported zero deaths and 5 hospitalizations with 2,400 COVID-19 patients "a crazy person" that "put his patients on every weird medication he could think of".

Author disregards the dramatically higher mortality for Gamma vs non-Gamma variants (aHR 4.73 [1.15-19.41] *Zavascki*), instead concluding that higher mortality indicates fraud in one instance, while in another instance assuming that the related confounding by time in the Together Trial is not significant.

Author's review of the 29 studies appears relatively cursory, for example author appears unaware that the ivermectin dosage is very different in the ivermectin + doxycycline arm of *Ahmed*.

Author appears to accept the analysis and accusations of GMK as correct, however that author is often incorrect.

Author is concerned that we detail problems with *López-Medina*, while correctly noting that the outcomes in this trial are actually positive and in favor of ivermectin (while not statistically significant in isolation).

Author is concerned that we specifically comment on *López-Medina, Reis*. We note that it has been others that have focused on these trials — we comment on them because they have received special attention, including being held up as sole evidence overriding all other trials, despite having major issues.

Author claims that nobody can find issues with *Vallejos*, which suggests that they have not read the study, or our analysis.

Elgazzar.

This study was withdrawn and was removed from this analysis on the same day. There was no significant change (excluding 1 of 105 studies has very little effect, and the exclusion actually improves the treatment delay-response relationship).

Samaha.

This study was removed from this analysis within an hour of notification that it was pending retraction. There was no significant change in the results, and the exclusion improves the dose-response relationship.

Merino.

This preprint was censored by the original preprint host. Censors claim that the government treatment program, which used approved medications and saved over 500 people from hospitalization, was unethical. In part they also indicate that studies of "the effects of a medication on a disease outcome" are outside the scope of their site.

The author's response (not provided by the censors) can be found here: [twitter.com \(F\)](https://twitter.com/F). Author's provide the data and code for the study, and the results have been independently verified.

Pott-Junior.

This paper appears to have been censored at the request of the journal's founding editor pubmed.ncbi.nlm.nih.gov. An external review is mentioned but is not provided, and there is no reply from the authors, or indication that the authors were notified. Conclusions in this study are limited due to the small size, however we should consider all information in the context of the full body of research.

Efimenko.

The conference publication for this analysis was self-censored by the authors, not due to any error in the analysis, but because authors believe ivermectin "has proven to be ineffective in clinical trials". This is incorrect, 62 studies show statistically significant positive results for one or more outcomes (35 prospective and 27 retrospective studies, including 25 Randomized Controlled Trials).

Carvallo.

Concerns have been raised about *Carvallo*. There appears to be some valid concerns with potential data issues, and this study is excluded in the exclusion analysis. There is no significant change in results, with only a minor reduction in prophylaxis efficacy to 84% [73-91%]. However, it is difficult to trust information from the personality reporting the concerns. The author suggests that the study may not have happened at all, claiming for example that the team could not have afforded the medications without funding, and that a busy clinician would not have enough time. However, with just basic checks, the author would know that a drug company has confirmed donating the medications, that they confirmed authorization for the study was received, that the main hospital for the study requested additional supplies, and that the hospital confirmed ethics committee approval. For additional details see *O'Reilly*. We also note that the combined treatment in this study has been independently shown to be effective, and the complementary mechanisms of action support improved efficacy of the combination *Figueroa*.

Study Notes

For discussion of all studies see c19ivm.org. A few studies have received special attention, with some considering them to be very strong evidence overriding the other 101 studies. We note limitations of these studies here.

PRINCIPLE.

Ivermectin for COVID-19 in adults in the community (PRINCIPLE): an open, randomised, controlled, adaptive platform trial of short- and longer-term outcomes

SEE ALSO

[The Last of The "Big Seven" Fraudulent Ivermectin Trials Has Finally Been Published](#)

[Ivermectin and the Research Cartel](#)

[Four Years Later – The Toughest COVID Pill to Swallow](#)


[Can Scientific Misconduct Be Criminally Prosecuted?](#)

Significantly improved recovery and significantly lower risk of long COVID with ivermectin, despite very late treatment, low-risk patients, and poor administration.

36% lower ongoing persistent COVID-19 specific symptoms, $p < 0.0001$ (details below). The primary recovery outcome shows superiority of ivermectin (probability of superiority > 0.999), missing from the abstract (details below). The p values for sustained recovery, early sustained recovery, alleviation of all symptoms, and sustained alleviation are all < 0.0001 .

The efficacy seen for ivermectin here is despite the trial being the most clearly designed to fail trial, with major bias in design, operation, analysis, and reporting. This trial is a great example of bias in clinical trials which will be covered in detail in the future.

	Molnupiravir PANORAMIC <i>Gbinigie, isrctn.com</i>	Ivermectin PRINCIPLE <i>isrctn.com (B)</i>
Investigator	Prof. Chris Butler	Prof. Chris Butler
Delay	≤5 days from onset median 2 days	≤14 days from onset median unknown
Population	50+ or 18+ w/comorbidities	18+ (mid-trial change)
Treatment	5 days, 2x per day	3 days, 1x per day, dose below real-world use
Administration	Per recommendation (with or without food)	Directed to take opposite of recommendation for COVID-19 - without food, greatly reducing concentration <i>c19ivm.org (C), Guzzo</i>
Patients	25,783	3,963 (inc. concurrent control)
Publication delay	4 months	19 months (26 months from expected end)
Enrollment	Dec 2021 - Apr 2022	May 2021 - Jul 2022
Mutagenic	Yes	No
Cost	\$707 <i>fiercepharma.com</i>	<\$1 <i>medrxiv.org</i>
Merck profit	>\$7.2B sales to date <i>merck.com</i> , estimated \$18 to produce <i>theintercept.com</i>	~\$0 (potential, unlikely competitive with low cost manufacturers)
Design better for showing efficacy		
Design better for hiding efficacy		



c19early.org

Severity

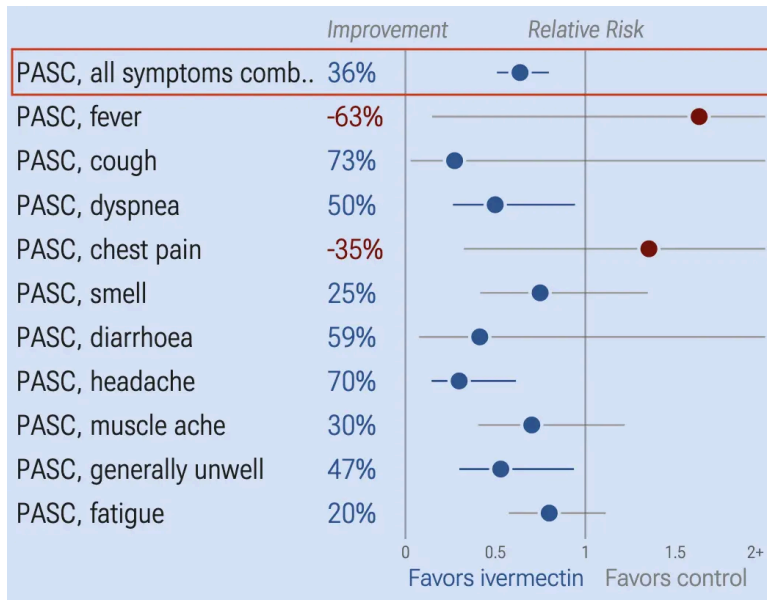
Issue (most recent update 54 days ago)

- | | |
|----------|--|
| CRITICAL | 1. 36% lower long COVID hidden in appendix (57 days ago) |
| CRITICAL | 2. False claims for long-term outcomes and recovery (57 days ago) |
| CRITICAL | 3. Significantly improved recovery is strongly associated with significantly lower mortality (57 days ago) |
| CRITICAL | 4. Superiority of ivermectin hidden (57 days ago) |
| CRITICAL | 5. Mid-trial allowance of mAbs/antivirals corrupts hospitalization/death data (54 days ago) |
| CRITICAL | 6. Superiority of budesonide not hidden (57 days ago) |
| CRITICAL | 7. Budesonide press release within 12 days (56 days ago) |
| CRITICAL | 8. Similar results, opposite conclusion (57 days ago) |
| CRITICAL | 9. Pre-specified "meaningful effect" only for interim futility (57 days ago) |
| CRITICAL | 10. Meaningful effect was 1.5 days for other arms (57 days ago) |
| CRITICAL | 11. Pre-specified "meaningful effect" probability changed 0.01->0.25 (57 days ago) |
| CRITICAL | 12. Hospitalization/death probability of meaningful effect (56 days ago) |
| CRITICAL | 13. 10x lower accuracy in reported results (56 days ago) |
| CRITICAL | 14. Adverse event data missing (56 days ago) |
| CRITICAL | 15. Mortality results missing for concurrent control arm (57 days ago) |
| CRITICAL | 16. Details of hospitalizations and deaths not provided (57 days ago) |
| CRITICAL | 17. False claim on administration |

CRITICAL	18. Results delayed 600 days (56 days ago)
CRITICAL	19. Authors coverage of prior research extremely biased and cherry-picked (57 days ago)
CRITICAL	20. Very late treatment
CRITICAL	21. Inclusion changed from 50+ to 18+ w/COVID dyspnea or comorbidity before start of ivermectin arm
CRITICAL	22. Mid-trial change to include lower risk patients
CRITICAL	23. Extreme conflict of interest
CRITICAL	24. Pause due to supply but medicine was stored at every study site
CRITICAL	25. Supply issue contradicated by manufacturer
CRITICAL	26. Design favors null result in contrast to molnupiravir trial by the same chief investigator
CRITICAL	27. Other arm results not released over 1,400 days later
CRITICAL	28. Inclusion changed from 7 to 14 days
CRITICAL	29. "Gate-keeping" protection of serious outcome evaluation
CRITICAL	30. Long delay between registration and enrollment
CRITICAL	31. Subject to participant fraud
CRITICAL	32. Inconsistent analysis - Bayesian vs. frequentist statistics (60 days ago)
CRITICAL	33. Age 65+ reduced from 47% to 16% for ivermectin (57 days ago)
SERIOUS	34. Delivery delay reduces perceived effect (57 days ago)
SERIOUS	35. Recovery subgroup forest plot for all arms except ivermectin (57 days ago)
SERIOUS	36. Even faster recovery with greater baseline severity (57 days ago)
SERIOUS	37. Lack of recovery inverted to reduce effect size (60 days ago)
SERIOUS	38. Slow delivery
SERIOUS	39. Administration on an empty stomach
SERIOUS	40. Mismatch with original proposal
SERIOUS	41. Eligibility criteria worse than concurrent favipiravir arm
SERIOUS	42. Recruitment questions varied
MAJOR	43. Ivermectin from source chosen has shown lower efficacy
MAJOR	44. Ability to pickup medication quickly removed from information sheet
MAJOR	45. Only three different doses, lower µg/kg dose for higher weights
MINOR	46. Duration == 7 missing (57 days ago)
COMMENT	47. Efficacy not due to open label design (56 days ago)

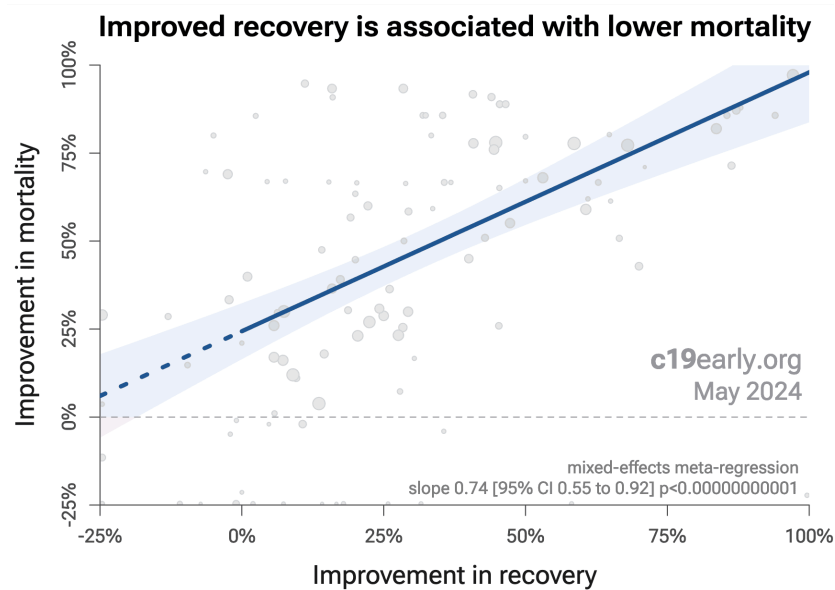
Responses: authors have not responded to any of these issues.

36% lower long COVID hidden in appendix. Page 358 in the appendix shows 36% lower ongoing persistent COVID-19 specific symptoms ($p < 0.0001$) when combining the individual symptom results. The paper reports a 28% reduction ($p = 0.015$), not mentioned in the abstract or conclusion. This appears to be a one of any symptom analysis, effectively increasing the weight of the more common "fatigue", reducing the perceived effect (the difference does not appear to be due to adjustments - the adjustments in Table S6 to Table S39 make minimal difference). This is for very late and poorly administered treatment taken by only 89% of patients in a relatively low-risk population - benefits may be much greater with recommended usage and in high-risk patients.



False claims for long-term outcomes and recovery. Authors claim that ivermectin is “unlikely to provide clinically meaningful improvement in recovery, hospital admissions, or longer-term outcomes”, which is contradicted by their results. 36% (or the 28% from the author’s calculation) lower long COVID is clearly clinical and very meaningful - it would represent an enormous global reduction in morbidity if adopted. The significantly faster recovery is also clearly clinically meaningful.

Significantly improved recovery is strongly associated with significantly lower mortality. Authors report highly statistically significant improved recovery but claim no clinical relevance. Across all 69 treatments we cover, improved recovery is very significantly associated with lower mortality, $p < 0.000000001$ (from all studies that report both).



Superiority of ivermectin hidden. The protocol states “If the Bayesian posterior probability of superiority (a log hazards ratio greater than 0 corresponding to quicker recovery) for a treatment versus Usual Care is sufficiently large (e.g. ≥ 0.99), the null hypothesis will be rejected and the intervention will be deemed superior..”. The intervention is superior (probability > 0.9999), yet there was no press release and immediate call for use, and this is not even mentioned in the abstract or conclusion.

Mid-trial allowance of mAbs/antivirals corrupts hospitalization/death data. Authors note: "From 16 Dec 2021, a minority of extremely clinically vulnerable patients could also access antiviral treatment or a monoclonal antibody infusion". However, there is no information on treatments provided or procedures for determining eligibility. This change corrupts hospitalization/death data after 16 Dec 2021. Hospitalization/death events occurred in a small minority of patients and are expected to be strongly biased towards the extremely clinically vulnerable patients. Patients randomized to usual care are more likely to obtain alternative treatment. During the trial extension period sotrovimab was the most common treatment, with paxlovid and molnupiravir also being used [england.nhs.uk](https://www.england.nhs.uk). Sotrovimab showed very high efficacy during this period [Behzad, De Vito](#). It is normal to provide details of other treatments used in cases like this, the lack of disclosure suggests that the data confirms alternative treatment use significantly biased the results.

Superiority of budesonide not hidden. The same trial's budesonide arm did not hide the superiority: "There was a benefit in time to first self-reported recovery ... with a probability of superiority greater than 0.999, meeting the prespecified superiority threshold of 0.99" (in the abstract).

Budesonide press release within 12 days. The superiority for recovery for budesonide was announced within 12 days of trial completion [ox.ac.uk](https://www.ox.ac.uk), [principletrial.org](https://www.principletrial.org) (C). Slow but perhaps acceptable. Ethical and moral obligations mandate release as soon as possible. However for ivermectin, the results were hidden for around 600 days, and then misrepresented.

Similar results, opposite conclusion. Of the 5 arms reporting results (HCQ and favipiravir are still missing), only two show superiority on the primary recovery outcome, with probability of superiority >0.999 for both ivermectin and budesonide, and similar results. Several individual recovery results are better for ivermectin than budesonide - concurrent and COVID+: time to alleviation of all symptoms, time to sustained alleviation of all symptoms, WHO5 wellbeing at day 28, all concurrent: time to alleviation of all symptoms, time to sustained alleviation of all symptoms, and time to initial reduction of severity all show better results for ivermectin than budesonide. However the conclusions for each are the opposite - for budesonide authors concluded superiority, for ivermectin they conclude that ivermectin "is unlikely to provide clinically meaningful improvement in recovery". Note improvements are higher with ivermectin and the primary recovery outcome for several subgroups related to baseline severity - illness duration, baseline severity, and respiratory illness.

Pre-specified "meaningful effect" only for interim futility. The protocol (even the post-hoc versions) only mentions clinically meaningful effects in terms of interim futility analyses: "If the Bayesian posterior probability of a clinically meaningful treatment effect is sufficiently small (e.g. < 0.01) for the first co-primary endpoint (time to recovery), the intervention arm may be dropped from the study for futility". In the body of the paper authors do note that the pre-specified HR of ≥ 1.2 was only for futility evaluation, however the abstract drops this, implying that there was a pre-specified HR of 1.2 for superiority.

Meaningful effect was 1.5 days for other arms. Authors did not mention a "meaningful effect" for budesonide, but added a "meaningful effect" of 1.5 days for colchicine, azithromycin, and doxycycline - which was sufficient to ensure very low probabilities for those arms. For ivermectin they show an improvement of 2.06 days, i.e., clinically meaningful according to the authors for all prior arms (for most other people, smaller improvements are also clinically meaningful, and as above the improvements translate into lower mortality for high-risk patients). Additionally, the poor design of the trial means the actual improvement for recommended usage is likely much greater.

Pre-specified "meaningful effect" probability changed 0.01->0.25. In June 2022, in view of interim (if not all at the time) results, authors changed the 0.01 probability to 0.25 (just above the 0.22 for the one outcome at the time). Authors note this change is only for ivermectin and favipiravir, and will return to 0.01 for future arms (appendix page 169). Authors claim a rationale for the change is in "Appendix A" but this appears to be missing.

Hospitalization/death probability of meaningful effect. For hospitalization/death authors previously used a threshold of 2% for calculating the probability of meaningful effect. For ivermectin they changed it to 20%. Consider the families of 20% or 2% of COVID-19 deaths, perhaps 4 million or 400,000 people based on an estimated 20 million total. Do they believe those deaths were not clinically meaningful?

10x lower accuracy in reported results. For budesonide authors reported key results with 10x greater accuracy, for example 10.9 vs. 13.3 days time to recovery, whereas for ivermectin all times are reported as integers, e.g., 14 vs. 16 days. This may be used to hide differences and to reduce efficacy (e.g., 3.6 vs. 5.4 becomes 4 vs. 5 and 3.6 vs. 4.4 becomes 4 vs. 4).

Adverse event data missing. Other than a count of hospitalizations, no adverse event data was reported.

Mortality results missing for concurrent control arm. Authors do not provide the main mortality results for the concurrent control arm.

Details of hospitalizations and deaths not provided. Authors provide no details on the hospitalizations and deaths. Given the remote nature of the trial, the enrollment of very late stage patients, the very low event rate, and the very delayed time between patients signing up and actual enrollment indicated by some participants, many of the hospitalizations may have happened before medication was delivered and taken. This is supported by the subgroup analysis showing that patients >7 days from onset (likely >8-9 days to treatment initiation) contributed more to the ivermectin events.

False claim on administration. Authors falsely claim that *"the influence of food on absorption is not known"* [c19ivm.org](https://www.c19ivm.org) (C). Guzzo et al. [Guzzo](https://www.guzzo.org) show that the plasma concentration of ivermectin is much higher when administered with food (geometric mean AUC 2.6 times higher). This is from 2002 and well-known among ivermectin researchers.

Results delayed 600 days. Results were delayed around 600 days from the expected announcement time, with no reasonable excuse for hiding such positive results (or any results).

Authors coverage of prior research extremely biased and cherry-picked. Authors perform extreme cherry-picking on their discussion of previous research, and even then highly misrepresent those studies. For example, authors discuss the TOGETHER trial, without mentioning the known impossible data, refusal to release data despite pledging to, external sharing of results during the trial, randomization/blinding failure, and many protocol violations; and without mentioning that the principal investigator said that *"There is a clear signal that IVM works in COVID patients.."* in private [Reis](https://www.reis.org).

Very late treatment. Patients were enrolled up to 14 days after the onset of symptoms. Extensive research for COVID-19 and other viral diseases show that early antiviral treatment is critical.

Inclusion changed from 50+ to 18+ w/COVID dyspnea or comorbidity before start of ivermectin arm. Inclusion was originally 50+ w/comorbidity or 65+, but was changed to 18+ w/COVID dyspnea or comorbidity or 65+ before the start of the ivermectin arm. The move to low-risk patients was specific to the ivermectin and favipiravir arms only [webcache.googleusercontent.com](https://www.webcache.googleusercontent.com).

Mid-trial change to include lower risk patients. Inclusion criteria were modified mid-trial to allow enrolling anyone 18+, i.e. very low risk patients. This change is first seen in protocol 9.0 on July 12, 2021 [c19ivm.org](https://www.c19ivm.org) (F)

Extreme conflict of interest. The chief investigator is also chief investigator for the PANORAMIC molnupiravir trial, with overlapping dates, and 7.2B+ financial conflict of interest between the two treatments.

Pause due to supply but medicine was stored at every study site. The trial claimed to pause due to a supply problem but medicine was stored at every site [dcricollab.dcri.duke.edu](https://www.dcricollab.dcri.duke.edu). It is unlikely that all sites would have run out, if there was no supply in some locations, recruitment could have continued at other locations.

Supply issue contradicted by manufacturer. The trial was paused with a reported supply issue, however the manufacturer stated that there were no supply issues.

Design favors null result in contrast to molnupiravir trial by the same chief investigator. Treatment delay, inclusion criteria, dosing, administration, and target size all show a design better for efficacy for molnupiravir, and worse for efficacy for ivermectin. Both trials have the same chief investigator and overlapping dates.

Other arm results not released over 1,400 days later. The HCQ arm results have not been released over 1,400 days later principlertrial.org (B).

Inclusion changed from 7 to 14 days. Inclusion was originally within 7 days of symptoms, but was changed to 14 days, compared to the molnupiravir trial which was started with 5 days clinicaltrialsregister.eu.

"Gate-keeping" protection of serious outcome evaluation. Authors declare a "gate-keeping" strategy to prevent evaluation of hospitalization/death if the recovery time difference is not significant c19ivm.org (C). Authors claim benefit for serious outcomes is unlikely without statistically significant benefit for recovery time, which is not logical, especially with low prevalence of progression - consider for example an intervention that prevented progression to mortality by 100%, but has no effect on resolution of a specific symptom, e.g., cough. The trial did not always have this gate-keeping strategy - protocol 4.0 had hospitalization/death as the primary outcome and protocol 5.0 added the new strategy (this was a post-hoc change for azithromycin and doxycycline related to the recruitment of low-risk patients and low event rates).

Long delay between registration and enrollment. One participant reports filling out a form for the trial at the time of receiving a positive PCR result and not being called until much later on day 11 of COVID to complete enrollment twitter.com (I). A second participant reports waiting 9 days after online registration to receive an enrollment phone call twitter.com (J), twitter.com (K).

Subject to participant fraud. There is no requirement for participants to have a face-to-face visit as part of trial participation. The self-reported design and the potential lack of professional medical examination results for many patients opens this kind of remote trial to participant fraud, which may be significant due to extreme politicization in the study country. Participant fraud has been reported for two other remote trials academic.oup.com, [Lindsell](https://www.lindsell.com), involving submission of fake surveys and repeated signups. Authors do not provide any information on attempts to limit participant fraud.

Inconsistent analysis - Bayesian vs. frequentist statistics. The protocol specifies Bayesian analysis which is used for some outcomes. However, authors have used frequentist statistics for other outcomes, with no known reason. This results in avoiding reporting Bayesian probability of superiority showing superiority of treatment for those outcomes.

Age 65+ reduced from 47% to 16% for ivermectin. From the non-concurrent to concurrent populations (Table 1), we can see a dramatic change in the population. 47% of patients were over 65 in the control group prior to the ivermectin arm. For ivermectin this was reduced to 16% (focusing on low-risk patients is one method to reduce the chance of showing a benefit).

Delivery delay reduces perceived effect. Recovery is defined as the time from randomization, however there are additional delays between randomization and delivery, and between delivery and the patient taking the medication. This has the effect of reducing the perceived effect of treatment. For example, the median time to alleviation of all symptoms was 4 and 5 days respectively, or 20% faster with treatment. If the delay until treatment is one day, this becomes 3 and 4 days, for 25% improvement, with progressively greater improvement with longer delays. The patient information sheet for molnupiravir states that medication will be delivered by the next day c19ivm.org (J), [Gbinigie](https://www.gbinigie.com), while the patient information sheet for ivermectin has deleted "next day" only stating that medication will be delivered c19ivm.org (K).

Recovery subgroup forest plot for all arms except ivermectin. The main paper shows a forest plot with subgroups of the primary recovery outcome for all arms (colchicine, budesonide, azithromycin, doxycycline) except ivermectin. For ivermectin, authors only show the hospitalization/death forest plot in the main paper. The recovery results show superiority of ivermectin.

Even faster recovery with greater baseline severity. Figure S2a shows that longer duration, at least one baseline major severity item, and respiratory illness all show greater improvement for recovery, consistent with the greater room for improvement in more severe cases. If authors truly believed that HR 1.2 is a required and valid threshold, they should not be ruling out use for higher-risk cases.

Lack of recovery inverted to reduce effect size. Authors report the number of patients fully recovered at 3, 6, 12 months. It is typical to compare the risk of bad outcomes (failure to recover, hospitalization, death, etc.), however authors compare good outcomes. Authors method shows a significant improvement of 6% at 12 months, however the typical analysis shows a much larger 18% reduction in failure to recover. Consider a recovery rate of 90% in the control group, by the author's method it would be impossible for any intervention to create the HR ≥ 1.2 that they added.

Slow delivery. The patient information sheet for molnupiravir states that medication will be delivered by the next day [c19ivm.org \(J\)](#), [Gbinigie](#), while the patient information sheet for ivermectin has deleted "next day" only stating that medication will be delivered [c19ivm.org \(K\)](#).

Administration on an empty stomach. Authors instructed patients that "*no food should be taken two hours before or after administration*" [c19ivm.org \(C\)](#). [Guzzo et al. Guzzo](#), from 2002 and well known to ivermectin investigators, shows that the plasma concentration of ivermectin is much higher when administered with food (geometric mean AUC 2.6 times higher).

Mismatch with original proposal. The original proposal for the trial starts with: "*COVID-19 disproportionately affects people over 50 years old with comorbidities and those over 65 years old. The infection causes considerable morbidity and mortality in this population group in particular.*" [hra.nhs.uk](#), yet authors later modified the trial to include anyone 18+.

Eligibility criteria worse than concurrent favipiravir arm. In addition to inferior eligibility compared with molnupiravir, eligibility was even inferior to the concurrent favipiravir arm, with ivermectin further favoring a null result. As of July 8, 2021 favipiravir started at 50+ while ivermectin started at 18+ w/dyspnea or comorbidity as per the trial newsletter [c19ivm.org \(L\)](#).

Recruitment questions varied. Recruitment questions varied, for example the video instructions for ambulatory care show the system asking about only two symptoms - cough and fever. Notably, cough may be less responsive to treatment and increased enrollment based on cough may reduce the chance of showing efficacy [youtube.com \(D\)](#).

Ivermectin from source chosen has shown lower efficacy. Authors chose to source ivermectin from Edenbridge, which ranked 7 out of 11 brands in In Vitro tests for antiparasitic efficacy [Williams](#), requiring 5 days compared to 2 days for the best performing brand, and 3 days for 4 other brands.

Ability to pickup medication quickly removed from information sheet. Earlier versions of the patient information sheet (e.g., v3.1 [c19ivm.org \(M\)](#)) allowed patients to pickup the medication from a local pharmacy instead of waiting for delivery. This was removed sometime before the ivermectin arm and the sheet now only lists delivery, excluding the possibility of very quick pickup of the medication after enrollment [c19ivm.org \(N\)](#).

Only three different doses, lower $\mu\text{g}/\text{kg}$ dose for higher weights. Only three different doses were used: 45-64kg (18mg), 65-84kg (24mg), and $\geq 84\text{kg}$ (30mg) [c19ivm.org \(C\)](#). Patients with higher weights will have progressively lower $\mu\text{g}/\text{kg}$ dosing.

Duration == 7 missing. The subgroup forest plot shows illness duration <7 and >7 , without specifying what happens with $=7$. The papers for other arms shows ≤ 7 and >7 .

Efficacy not due to open label design. Some people with strong prior claims of no efficacy have claimed that the efficacy here is due to the open label design. [Moustgaard et al.](#) showed there was no evidence to support this from analysis of 142 meta-analyses covering 1,153 trials. However, in this case we have multiple arms from the same exact trial that show this is not the case (which authors acknowledge in the paper, noting no evidence from the other arms). Moreover, any effect would be reversed because at the time and in the study country, the government and almost all media claimed that ivermectin was ineffective (and contrary information was censored).

The PANORAMIC trial for molnupiravir and the PRINCIPLE trial for ivermectin provide a good example of extreme bias in trial design. For molnupiravir investigators randomized 25,000 patients a median of 2 days from onset [Butler](#). For ivermectin, they allow inclusion up to 14 days after onset — a delay incompatible with the recommended use of

antiviral treatments, and incompatible with current real-world protocols. This delay alone would normally be more than enough to guarantee a null effect for an early treatment. However, authors also bias the population, treatment dose and duration, treatment administration, and sample size to favor a null result with ivermectin.

PANORAMIC and PRINCIPLE have the same chief investigator and primary contact [isrctn.com](https://www.isrctn.com), [isrctn.com](https://www.isrctn.com) (B), and the molnupiravir and ivermectin arms overlap in time.

It is unclear why results were not released December 2021, why a reported supply issue was contradicted by the manufacturer, why the trial continued, and why results were delayed 19 months [youtube.com](https://www.youtube.com) (B).

Ivermectin was added to the PRINCIPLE trial on May 12, 2021 [web.archive.org](https://www.web.archive.org) (B) (June 2021 according to [principletrial.org](https://www.principletrial.org)), and favipiravir on April 26, 2021 [web.archive.org](https://www.web.archive.org) (B). 4,731 patients were enrolled as of April 8, 2021 [web.archive.org](https://www.web.archive.org) (C), by which time the azithromycin, doxycycline, and budesonide arms had completed. The colchicine arm had been running for one month and was later terminated with 156 patients. With an estimated enrollment of 1,000 per arm for ivermectin, favipiravir, and concurrent control, the trial would end when total enrollment reached around 8,000.

8,010 patients were enrolled and ivermectin was removed from the list of treatments under investigation on the website on or before Dec 2, 2021 twitter.com (G), [web.archive.org](https://www.web.archive.org) (D), suggesting that enrollment was complete and results would be available shortly thereafter.

By Dec 9 ivermectin was added back to the list [web.archive.org](https://www.web.archive.org) (E) with a note that the arm was paused due to supply issues. MedPage Today reported on the pause on Dec 14 [Henderson](https://www.henderson.com). Notably, Merck's statement at the time shows a significantly softer stance compared to their previous comments [c19ivm.org](https://www.c19ivm.org) (D), [Henderson](https://www.henderson.com).

The reported supply issue is unusual - trials normally secure medication in advance, the reported trial manufacturer stated there were no supply issues [web.archive.org](https://www.web.archive.org) (F), investigators did not respond to journalist queries, there was reportedly no response to Freedom of Information requests [youtube.com](https://www.youtube.com) (C), alternate sources of ivermectin in the specified dosage were readily available, and there was no need for an identical match in appearance. The trial manufacturer was Edenbridge [cdn.factcheck.org](https://www.cdn.factcheck.org), participants received standard standard foil strips [dailymed.nlm.nih.gov](https://www.dailymed.nlm.nih.gov), twitter.com (H).

The trial later restarted the ivermectin arm. As of January 27, 2022, the trial was paused without explanation. As of February 11, 2022, the trial was open intermittently (twice daily between Sunday and Thursday), a change which further decreases the chance of participants receiving relatively early treatment. Delaying and restarting the trial at a later time may also reduce observed efficacy due to less severe variants in combination with the trial design.

We are pre-specifying subgroup analysis for enrollment up to Dec 2, 2021, for treatment within 2 days of onset, and for treatment of high risk patients (as originally defined by the trial).

PRINCIPLE trial timeline

<i>Date</i>	<i>Change</i>
March 22, 2020	Inclusion ≤ 7 days, age 50+ w/comorbidity or 65+.
June 16, 2020	Inclusion changed to ≤ 14 days.
February 14, 2021	Inclusion changed to 18+ w/COVID dyspnea or comorbidity or 65+ c19ivm.org (E) .
May 12, 2021	Ivermectin listed as current intervention in protocol web.archive.org (B) .
June 2021	Ivermectin added according to web site principletrial.org .
Jul 12, 2021	Inclusion changed to 18+ c19ivm.org (F) .
December 2021	Anticipated completion of ivermectin arm.
December 3, 2021	Ivermectin arm ends, removed from web site between Dec 2 and Dec 3 twitter.com (G) , web.archive.org (G) , web.archive.org (H) .
December 2021	No press release or rapid top-tier publication, indicating positive results.
December 9, 2021	Ivermectin added back to web site with claim of pause due to supply issues.
December 14, 2021	Trial does not respond to MedPage Today regarding supply problems. A statement from Merck is dramatically different to their previous position and is consistent with them knowing that a trial they cannot ignore has positive results and them being unsure if they can suppress the results medpagetoday.com .
December 25, 2021	The trial supplier, Edenbridge, denies any supply issue. Prof. Chris Butler declines to comment web.archive.org (I) . The trial used standard widely available tablets dailymed.nlm.nih.gov , twitter.com (H) .
January 14, 2022	Prof. Paul Little, TSC chair, is removed from the trial in protocol version 13 c19ivm.org (G) . The TSC is responsible for reporting ethical issues.
January 27, 2022	Trial paused without explanation c19ivm.org (H) .
February 11, 2022	Trial only open intermittently (twice daily between Sunday and Thursday), adding further enrollment delays c19ivm.org (I) .
July 8, 2022	Extended ivermectin arm ends web.archive.org (J) .
July 2022	No press release or rapid top-tier publication, indicating positive results.
June 2, 2023	Sometime between May 2 and June 2, authors add a note on the web site indicating that, against protocol, they are delaying and will release in a rigorous and transparent way after extended 1 year followup ends in July web.archive.org (K) , web.archive.org (L) . Note that the analysis code for professional trials is written and tested in advance.
November 6, 2023	Links to the protocol, amendments, and other supporting documents were removed from the web site.
December 2023	Still no results or update. A link was added to a version 14 of the protocol dated August 8, 2022 (after all arms had completed). The link does not work, pointing to an internal University of Oxford site. The latest version available is 13.0, dated January 14, 2022 c19ivm.org (G) (during the ivermectin arm, after the expected end in December 2021).

PRINCIPLE trial treatments

Treatment	Treatment patients	Duration	Results delay
HCQ <i>thelancet.com</i>	393-408 <i>dcricollab.dcri.duke.edu</i>	2 months	over 1,400 days <i>principletrial.org (B)</i>
Azithromycin <i>thelancet.com</i>	540	6 months	56 days <i>nih.ac.uk</i>
Budesonide <i>thelancet.com (B)</i>	1,073	4 months	12 days <i>principletrial.org (C)</i>
Doxycycline <i>thelancet.com (C)</i>	780	5 months	42 days <i>nih.ac.uk</i>
Colchicine <i>bjgp.org</i>	156	3 months	120 days <i>medrxiv.org (B)</i>
Ivermectin	2,157	14 months	600 days (810 days from ~1,000 per arm enrollment)
Favipiravir	~2,250	15 months	over 600 days (over 800 days from ~1,000 per arm enrollment)

Together Trial.

Effect of Early Treatment with Ivermectin among Patients with Covid-19

Extreme COI, impossible data, blinding broken, randomization/blinding failure, uncorrected errors, protocol violations, no response from authors, refusal to release data

SEE ALSO

The TOGETHER Files 1: The Andrew Hill connection - How the principal investigator leaked interim results to a privat...
 Fraudulent Trial On Ivermectin Published By The World's Top Medical Journal
 The False, Sinister, and Duplicitous Statements of the TOGETHER Ivermectin Trial Investigators
 10 Questions for the TOGETHER Trial Investigators
 The Potemkin Argument, Part VII: TOGETHER vs. Carvalho, A Tale of Two Studies
 Did the Placebo Group in the TOGETHER Trial Take Ivermectin?
 Demonstrating Randomization Failure in the TOGETHER Trial
 FDA Reveals Concerns About the Conduct of the TOGETHER Trial, Joining Other Regulators
 When Characteristics of Clinical Trials Require Per-Protocol as Well as Intention-to-Treat Outcomes to Draw Reliable ...

Many major issues including multiple impossible numbers, blinding broken, randomization failure, and many protocol violations, as detailed below. We provide more detailed analysis of this study due to widespread incorrect press. Submit Updates or Corrections

Private comments:

"There is a clear signal that IVM works in COVID patients.. that would be significant if more patients were added.. you will hear me retract previous statements where I had been previously negative"
 — Ed Mills, Together Trial co-principal investigator
stevekirsch.substack.com

Public comments:

"There was no indication that ivermectin is clinically useful" — Ed Mills, Together Trial co-principal investigator.
 "...the question of whether this study was stopped too early in light of the political ramifications of needing to demonstrate that the efficacy is really unimpressive..

"I'm not interested in this question as its not the correct way to interpret the outcome" — Ed Mills, responding to a per-protocol death count request [pierrekory.substack.com](https://www.pierrekory.substack.com).

really could be raised.." — Frank Harrell, "I totally agree with Frank" — Ed Mills [vimeo.com](https://www.vimeo.com).

"F*ck you" "F*ck off" "Glory to Satan" "You are one of these f*ckers.." "You f*cking *sshole" — Ed Mills, responding to various emails on the trial and ivermectin research [pierrekory.substack.com](https://www.pierrekory.substack.com).

Severity	Issue (most recent update 38 days ago)
CRITICAL	1. Blinding broken
CRITICAL	2. Blinding failure
CRITICAL	3. Patient counts for reported period impossible
CRITICAL	4. Placebo counts vs. fluvoxamine not possible
CRITICAL	5. Impossible baseline data (56 days ago)
CRITICAL	6. Randomization violation, significant confounding by time
CRITICAL	7. Data pledge violation, unavailable over 900 days from protocol, over 700 days from publication
CRITICAL	8. DSMC not independent
CRITICAL	9. Extreme conflicts of interest
CRITICAL	10. Three conflicting death counts
CRITICAL	11. Placebo adverse event conflicts with fluvoxamine arm
CRITICAL	12. Conflicting adverse event counts
CRITICAL	13. 3-day dosing patients before March 23 missing
CRITICAL	14. Multiple false statements by investigators
CRITICAL	15. Investigators not responding to concerns
CRITICAL	16. ICODA reports never having the data
CRITICAL	17. Indications of ivermectin use in the placebo arm
CRITICAL	18. Conflicting and inconsistent PP/ITT groups
CRITICAL	19. Refusal to release per-protocol mortality and hospitalization data
CRITICAL	20. Conflicting descriptions of the placebo group
CRITICAL	21. Failure of NEJM to publish letters reporting errors and issues
CRITICAL	22. Placebo tablets may not match treatment tablets
CRITICAL	23. Viral load protocol violation, high Ct may hide efficacy
CRITICAL	24. 162 control patients missing onset data vs. 1 for peginterferon lambda
CRITICAL	25. Contradictory inclusion/exclusion of vaccinated patients, changes, and confounding
CRITICAL	26. Impossible data in the metformin arm
CRITICAL	27. Conflicting information on FTX funding
CRITICAL	28. Metformin/fluvoxamine conclusions opposite of COVID-OUT, but matching earlier studies on each team
CRITICAL	29. Author claims results from 628 researchers should be censored for false information
CRITICAL	30. Paper silently modified without notification or explanation
CRITICAL	31. Team selected dose below what they believe is required
CRITICAL	32. Viral clearance results mismatch
CRITICAL	33. FDA concerns regarding trial conduct for peginterferon lambda
CRITICAL	34. Co-principal investigator agrees with political need to demonstrate poor efficacy
CRITICAL	35. Private comments on efficacy contradict public comments
CRITICAL	36. Mid-trial change adds patients showing lower efficacy
CRITICAL	37. Funding from Gates Foundation

CRITICAL	38. Conflicting reports on trial end date
CRITICAL	39. Expression of concern (38 days ago)
SERIOUS	40. Side-effect prevalence consistent with treatment error
SERIOUS	41. Screening to treatment delay unknown
SERIOUS	42. 317 unknown onset patients, onset required for inclusion
SERIOUS	43. Unknown onset patients treated late
SERIOUS	44. Conflicting comorbidity counts
SERIOUS	45. Unexplained >6 month delay
SERIOUS	46. Placebo patients receiving an injection not blinded
SERIOUS	47. Major imputation error
SERIOUS	48. Single dose results missing
SERIOUS	49. Incorrect conclusion
SERIOUS	50. Missing age information
SERIOUS	51. Mid-trial protocol changes
SERIOUS	52. COI: designed by Cytel
SERIOUS	53. COI: co-principal investigator works for Cytel and the Gates Foundation
SERIOUS	54. COI: pharma funding and denial of independent investigator
SERIOUS	55. COI: Gates Foundation
SERIOUS	56. COI: Certara
SERIOUS	57. COI: MMS Holdings
SERIOUS	58. COI: analysis company works closely with Pfizer
SERIOUS	59. COI: Fast Grants funding closely related to companies that censored scientific research
SERIOUS	60. Unexpected differences in missing data
SERIOUS	61. Out of funding claim contradicted by funder
SERIOUS	62. Misrepresentation of dosing recommendation
MAJOR	63. Unknown onset patients show statistically significant efficacy
MAJOR	64. Mean delay likely excluding unknown onset
MAJOR	65. Per-protocol placebo much more effective
MAJOR	66. Multiple conflicting randomization protocols
MAJOR	67. Dominated by Gamma variant with different characteristics, no discussion
MAJOR	68. Incorrect dose reporting, patients at higher risk due to BMI may have received lower per kg doses, and show lower efficacy
MAJOR	69. Conflicting target enrollment and reasons for termination
MAJOR	70. Primary outcome subject to bias, selected after single dose arm
MAJOR	71. Reported terminated due to futility, but threshold not reached
MAJOR	72. Subgroup analysis protocol violations
MAJOR	73. Many pre-specified outcomes missing
MAJOR	74. Single-dose recruiting continued after change
MAJOR	75. Funding list incorrect, missing Gates Foundation and Unitaid
MAJOR	76. Statistical analysis plan dated after trial start
MAJOR	77. Imputation protocol violation
MAJOR	78. Expected analyses missing
MAJOR	79. Conflicting reasons for dose change
MAJOR	80. Details of placebo unspecified
MAJOR	81. Antigen test requirement
MAJOR	82. Bayesian probability of superiority, featured for FLV, hidden in appendix

MAJOR	83. Two different per-protocol counts
UNKNOWN	84. Source of ivermectin unspecified (fluvoxamine source specified)
UNKNOWN	85. 100% adherence reported for 3-day placebo
UNKNOWN	86. No confirmation of placebo manufacturing

Author responses

83. modified without explanation

No response for all other items

Blinding broken. Leaked documents show that blinding was broken, with interim results available not only within the team, but shared externally with a group of 90+ people, many from other ivermectin trials, in meetings organized by Dr. Andrew Hill. Unreleased leaked emails also indicate sharing with higher-up individuals at the NIH. As below, protocol changes were made mid-trial to add additional bias against ivermectin doyourownresearch.substack.com (C).

Blinding failure. Ivermectin/placebo blinding was done by assigning a letter to each group that was only known to the pharmacist. If a patient received a 3-dose treatment, investigators immediately know that the patient is more likely to be in the treatment group than the control group, because 3-dose placebo was relatively rare (~46% from PP). If a patient received non-3-day treatment, investigators immediately know that the patient is not an ivermectin treatment patient. Moreover, by observing the frequency of allocations, investigators can easily determine which letter corresponds to active ivermectin 3-day treatment, thereby removing all blinding. For example, consider 3-dose-ivermectin and 3-dose-placebo being identified by the letters G and K. If allocations to date have been G:11 and K:20, there is a very high probability that K is ivermectin. Note that this blinding failure is only obvious because the journal required the authors to restrict to the 3-day placebo group. Also note that it would have been trivial to avoid if desired, for example by using a unique identifier for all medication bottles. Note that there may be additional reasons for blinding failure, for example the paper specifies identically shaped bottles, but does not appear to specify identical appearance tablets doyourownresearch.substack.com (D), and patients receiving a placebo injection.

Patient counts for reported period impossible. Authors claim the ivermectin and control patients were all from on or after March 23, 2021, however independent analyses of the enrollment graph (contained in this presentation dcricollab.dcri.duke.edu (B)) require including patients prior to this date to reach the reported numbers doyourownresearch.substack.com (E), longhaulwiki.com. The enrollment graph shows much higher enrollment to ivermectin near the start of the trial. The only way that the number of placebo patients can be the same as the number of treatment patients is if placebo patients were taken from an earlier period doyourownresearch.substack.com (F), [Marinos](https://marinos.com) (B), which creates a nonconcurrent control group nejm.org (B) and substantial confounding by time as below.

Placebo counts vs. fluvoxamine not possible. The IVM placebo arm has 679 patients and the FLV arm has 756. The 679 should be shared between the arms, with 77 extra patients for FLV. For FLV, there were 34 placebo patients requiring mechanical ventilation, for IVM there was only 25, indicating that 9 of the extra 77 placebo patients for FLV had mechanical ventilation, a much higher percentage during a period that had lower deaths and CFR (and included vaccinated patients). Placebo all-cause hospitalization shows 95/679 for IVM and 99/756 for FLV, i.e., only 4 of the extra 77 patients were hospitalized, but the paper reports an additional 9 patients with mechanical ventilation.

Fluvoxamine vs. Ivermectin Placebo Arm Comparison

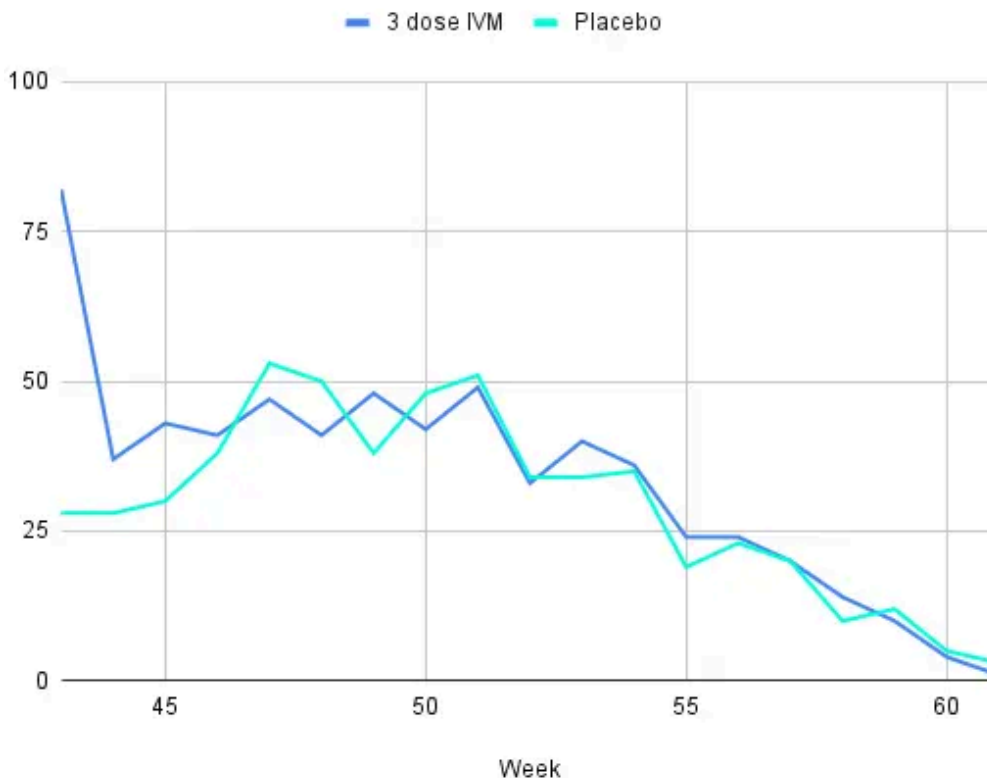
<u>Fluvoxamine Placebo Arm</u> Jan 20, 2021	all-cause hospitalization 99/756 (Table 3) mechanical ventilation 34/756	Aug 5, 2021
<u>Ivermectin Placebo Arm</u> Mar 23, 2021	all-cause hospitalization 95/679 (Table 3) mechanical ventilation 25/679	Aug 6, 2021
<u>Extra patients for fluvoxamine placebo</u> all-cause hospitalization 4/77 mechanical ventilation 9/77	DSMC met Aug 5 ending both arms, Aug 6 presentation shows 678 IVM placebo patients, possibly one placebo patient Aug 6.	

9 of the extra 77 patients had mechanical ventilation, while only 4 were hospitalized

Impossible baseline data. Analysis of baseline data by [Marinos](https://marinos.com) shows conflicting data and points to data being changed to hide randomization failure and incomparable groups. For details see twitter.com (P).

Randomization violation, significant confounding by time. Unequal randomization, significant confounding by time. The trial reports 1:1:1 randomization, however independent analysis shows much higher enrollment in the ivermectin treatment arm towards the start of the trial [c19ivm.org \(O\)](#), [longhaulwiki.com](#). This introduces very significant confounding by time due to the major change in the distribution of variants. *Zavascki* show dramatically higher mortality for Gamma vs non-Gamma variants (28 day mortality from symptom onset aHR 4.73 [1.15-19.41]). Many more patients were randomized to ivermectin vs. placebo in the first few weeks, for example the first week shows 82 ivermectin vs. 28 placebo patients, 2.9x higher. The period of excess ivermectin enrollment coincides closely with a period of significantly higher deaths and CFR in Brazil.

Ivermectin vs. Placebo allocation



Data pledge violation, unavailable over 900 days from protocol, over 700 days from publication. The trial registration states that data was to be available at termination and upon request [clinicaltrials.gov \(B\)](#), however authors have not responded to a request for the data. Even funders of the trial have been unable to access the data [odysee.com \(B\)](#). Requests can be sent to thetogethertrial@gmail.com, let us know the outcome. For a detailed timeline of requests and the denial to release data see [Scheim \(D\)](#) (appendix A).

DSMC not independent. Reviewer 1 of the protocol notes that the DSMC is not independent [gatesopenresearch.org](#). Prof. Thorlund is Vice President of the contract research organisation (CRO, Cytel), professor at the sponsoring university, and an author of the protocol. Dr. Häggström is an employee of the CRO. [doyourownresearch.substack.com \(E\)](#), [twitter.com \(Q\)](#) reveals many other conflicts. Prof. Thorlund has written >100 papers with Prof. Mills. Prof. Singh has written 29 papers with Prof. Mills. Prof. Orbinski has written 9 papers with Prof. Mills. The first version of the web site showed Prof. Mills and Prof. Thorlund as joint leads. Emails pointed to a company MTEK Sciences, founded by Prof. Mills and Prof. Thorlund (MTEK is hypothesized to stand for Mills, Thorlund, Edward, Kristian). MTEK received grants from the Gates Foundation. MTEK also employed Dr. Häggström. MTEK was acquired by Cytel in 2019. Dr. Häggström works for the Gates Foundation. Two members of the DSMC have published a paper with members of a well known anti-ivermectin research group [Thorlund](#) and Dr. Hill, whose meta analysis has reports of external influence [c19ivm.org \(P\)](#), [c19ivm.org \(Q\)](#), [twitter.com \(R\)](#). The trial protocol reports that "an independent DSMC will be established, composed of scientists of unrivalled reputation and expertise, without involvement with this research protocol."

Extreme conflicts of interest. Disclosed conflicts of interest include: Pfizer, Merck, Bill & Melinda Gates Foundation, Australian Government, Medicines Development for Global Health, Novaquest, Regeneron, Astrazeneca, Daichi Sankyo, Commonwealth Science and Research Organization, and Card Research. Many conflicts of interest appear unreported. For example, Unitaid is a sponsor [Harper, togethertrial.com \(B\)](#).

Three conflicting death counts. In the original paper, Table 3 shows 21 and 24 deaths, while Table S6 shows 20 and 25 [twitter.com \(S\)](#). In Table 3, death and grade 5 events showed the same 21/24 numbers, but different effect sizes, with 0.81 being closer to the 20/25 counts and the previously reported number. This is consistent with one death being moved between arms after manuscript generation, but not updated in Table S6 or the Table 3 AE RR. This cannot be explained by the safety population excluding patients with zero doses because the AE control deaths are higher. In email, a co-principal investigator suggested that the discrepancy was due to one being COVID-19 deaths and the other being all-cause deaths [stevekirsch.substack.com](#). That explanation does not fit the data because one arm increases while the other arm decreases. Both co-principal investigators report in the paper that *"they had full access to all the trial data and vouch for the accuracy and completeness of the data and for the fidelity of the trial to the protocol."* A third set of death counts, 20 and 24, with RR 0.84, was presented by a co-principal investigator on Mar 18, 2022 [vimeo.com \(B\)](#). In total, 4 different death relative risks have been presented: Mar 18, 2022 presentation: 0.84, Mar 30 paper: 0.88 (T3), 0.81 (T3 AE), and 0.80 (TS6, presented as 20 and 25 only without group sizes). 6 days after publication, the paper was updated, with no information given on what was changed. In this version, a "respiratory, thoracic and mediastinal disorders" death was removed from the control arm and an "infections and infestations" death was added to the ivermectin arm. The paper still indicates RR 0.81 for death AE.

Placebo adverse event conflicts with fluvoxamine arm. For FLV, there were 11 grade 1 AEs, for IVM there were 12, with 77 less patients. For FLV, there were 50 grade 3 AEs, for IVM there were also 50, meaning the 77 extra patients had 0% grade 3 AEs vs. an expected 7.4%. For FLV, there were 54 CKD patients according to Figure 3 and eTable1 (2 according to Table 1). For IVM there was 5.

Conflicting adverse event counts. Table 3 and Table S6 adverse event counts do not match for any grade, e.g., grade 1/2 in Table S6 shows 82 for IVM, while Table 3 shows 65 [twitter.com \(T\)](#). The Apr 5 update changed the grade 5 events without explanation, however the other grades remain conflicting.

3-day dosing patients before March 23 missing. The co-principal investigator wrote on March 6 that 3-day dosing was being administered, and that the clinicaltrials entry was out of date at that time [twitter.com \(U\)](#). This earlier start of the 3-dose arm would resolve an outstanding major inconsistency. Analysis of the trial randomization shows that reaching the 3-day placebo count requires patients from March 4 [doyourownresearch.substack.com \(G\)](#), and it would be logical for the 3-day placebo and 3-day active arms to have started on the same day. This reinforces existing concerns as to which patients were included in the analysis, and adds additional questions regarding what happened to the patients prior to March 23, and if patients were treated prior to ethics approval. Ethics approval for the dose change was received on March 21 according to the paper [twitter.com \(V\)](#), with the regulator document dated March 15 [twitter.com \(W\)](#).

Multiple false statements by investigators. There has been multiple false statements by investigators raising questions about their ethics and the reliability of their work [pierrekory.substack.com](#).

Investigators not responding to concerns. After details of major data errors and protocol violations became known, investigators appear to have stopped responding to all researchers regarding serious concerns with the trial [pierrekory.substack.com, twitter.com \(X\)](#) (and have still not responded to us).

ICODA reports never having the data. Investigators report that the data is available via ICODA: *"The final trial dataset will be accessible by written request to the study principal investigators (G Reis or EJ Mills). There are no contractual agreements to limit access to final trial data. All data collected by the TOGETHER Trial will be shared with the International COVID-19 Data Alliance"*. Not only has there been no reports of successful access to the data, but an ICODA manager reports that they have never had the data [t.me](#).

Indications of ivermectin use in the placebo arm. Recent ivermectin use was not in the exclusion criteria, however community use was widespread. Ivermectin was available OTC, was recommended by the government for COVID-19, and had nine times higher sales [twitter.com \(Y\)](#). Authors claim they ensured patients did not use ivermectin via "extensive

screening", but do not explain why this was not an exclusion criterion, or how this unwritten exclusion was ensured even though there is extensive missing data related to written exclusion criteria. Similar unwritten exclusions were not mentioned for other arms [twitter.com \(Z\)](#), a primary investigator previously stated such an exclusion should not be an issue [twitter.com \(AA\)](#), and it is not mentioned in the interview sheets [osf.io](#). After publication, a co-principal investigator reportedly wrote that "even if some patients did access IVM, the fact that it is blinded should still maintain balance", which is incorrect, placebo patients taking ivermectin are expected to improve, treatment patients that already have significant tissue distributions may have positive, neutral, or negative responses to additional treatment. Further, there are contradictory reports of how patients with prior ivermectin use were handled, and there is an indication that patients who had taken, or "were likely to take" ivermectin for COVID-19 were re-allocated to fluvoxamine or placebo [doyourownresearch.substack.com \(H\)](#).

Conflicting and inconsistent PP/ITT groups. Conflicting and inconsistent decreases in PP vs. ITT groups between different tables and between the treatment and control arms [Scheim \(D\)](#).

Refusal to release per-protocol mortality and hospitalization data. Refusal to release per-protocol mortality and hospitalization results although they were reported for fluvoxamine and their importance was emphasized by coauthor Dr. Boulware [Scheim \(D\)](#).

Conflicting descriptions of the placebo group. There are multiple conflicting statements regarding the placebo group [Scheim \(D\)](#).

Failure of NEJM to publish letters reporting errors and issues. NEJM has refused to publish any of the many letters submitted by scientists reporting errors and critical issues with the trial. For details see [Scheim \(D\)](#).

Placebo tablets may not match treatment tablets. Authors do not specify the appearance of the placebo tablets, suggesting that they may not match the treatment tablets, providing an additional reason for blinding failure. A Brazilian investigator reports that, at the time of the trial, there was only one likely placebo manufacturer, and they reportedly did not receive a request to produce identical placebo tablets [doyourownresearch.substack.com \(D\)](#). They also report that compounded ivermectin in Brazil is considered unreliable.

Viral load protocol violation, high Ct may hide efficacy. The protocol has change in viral load as an outcome, however only viral clearance is reported, and without any details (for example, using a high Ct value would have limited relevance). Notably, the same trial did report viral load results for a commercial drug where one of the principal investigators is a founder of the company [dcricollab.dcri.duke.edu \(C\)](#).

162 control patients missing onset data vs. 1 for peginterferon lambda. 162 control patients are missing time from onset (Figure 2), however for peginterferon lambda (which overlaps with ivermectin in time) authors claim only one control patient is missing time from onset [dcricollab.dcri.duke.edu \(C\)](#) (page 25).

Contradictory inclusion/exclusion of vaccinated patients, changes, and confounding. The trial changed from including vaccinated patients to excluding them on Mar 21, 2021 [clinicaltrials.gov \(C\)](#), [twitter.com \(AB\)](#), and on Jul 5 the exclusion was changed to specify >14 days. As discussed, meeting the reported placebo counts likely requires taking placebo patients from the earlier period, which has significant confounding due to variant changes. The vaccine inclusion change adds additional confounding, which also favors the placebo group. The original vaccine inclusion criterion is shown in both the protocol and the clinicaltrials.gov record [clinicaltrials.gov \(D\)](#), [togethertrial.com \(C\)](#). Note that the paper, master protocol, Brazilian protocol, and trial registration report contradictory information on vaccine inclusion/exclusion and changes over time [twitter.com \(AC\)](#).

Impossible data in the metformin arm. Data for the primary outcome in the metformin arm of this trial appears to be impossible [doyourownresearch.substack.com \(I\)](#). For example, considering the metformin arm and the ITT population: 24 were hospitalized and 8 had an ER visit (tables S2/S3), therefore the number for combined ER or hospitalization must be between 24 and 32. However, authors report 34 events for ER/hospitalization.

Conflicting information on FTX funding. There is conflicting information and statements regarding FTX funding of the trial [doyourownresearch.substack.com \(J\)](#).

Metformin/fluvoxamine conclusions opposite of COVID-OUT, but matching earlier studies on each team. The Together trial and COVID-OUT both tested metformin and fluvoxamine. Notably, they came to opposite conclusions. In Together, authors found efficacy for fluvoxamine, but the metformin results were so negative that the trial was terminated early. In COVID-OUT it was the opposite, authors (although not the journal editor) found efficacy for metformin, while the fluvoxamine results were so negative that the trial was terminated early [twitter.com \(AD\)](#). Note that the Together authors include researchers that found fluvoxamine effective in earlier studies, while the COVID-OUT authors include researchers that found metformin effective in earlier studies.

Author claims results from 628 researchers should be censored for false information. 62 studies by 628 scientists report statistically significant positive results for ivermectin treatment of COVID-19 [c19ivm.org \(R\)](#). One author claimed that a report of positive results is "disinformation" and distributed a request to report and censor the author [twitter.com \(AE\)](#), [twitter.com \(AF\)](#), [twitter.com \(AG\)](#). While discussion is warranted for all studies, a call for censorship of results is extreme and raises questions. Author provides no basis for the results of the 628 scientists being wrong and warranting of censorship, and there is no indication that author has even read most of the studies. Author cherry-picked two of 102 studies, (COVID-OUT and ACTIV-6 *Bramante, Naggie*, both very high COI studies with an extensive list of issues and very delayed treatment) and claimed that "no benefit of ivermectin was observed" [twitter.com \(AH\)](#). In addition to ignoring the 62 studies reporting statistically significant positive results, ACTIV-6 [c19ivm.org \(S\)](#) reported a posterior probability that ivermectin is effective of 99%, 98%, and 97% for mean time unwell, clinical progression @14 days, and clinical progression @7 days (even though none of the pre-specified primary outcomes were reported, and noting that these preprint results were changed without explanation), and COVID-OUT showed 61% lower hospitalization with ivermectin vs. placebo (not including metformin), although this was not reported.

Paper silently modified without notification or explanation. *Apr 5:* The paper was silently updated, with no indication or explanation of the changes. Changes include: age range, placebo description, per-protocol count, and death counts (as above). *May 5:* The paper was silently updated again. A new summary notes that authors *attempted* to screen for previous ivermectin use, contradicting both the discussion section, where authors claim they *ensured* no use for COVID-19, and the exclusion criteria and interview forms, which do not specify ivermectin use.

Team selected dose below what they believe is required. Dr. Craig Rayner, a senior investigator on the trial, previously published research indicating that a higher dose is required [sciencedirect.com](#), raising the question of why the dose and fasting administration was chosen, for both the single day and 3 day dose regimens. Clinical equipoise [en.wikipedia.org](#) raises ethical questions about running a trial where the investigators do not believe the chosen dose is effective. *Krolewiecki* show an antiviral effect only with plasma concentrations above 160ng/mL. Figure S5 shows that the authors expected the mean concentration to be well below this level [twitter.com \(AI\)](#). Dosage requirements are likely to vary significantly depending on many factors including the variant encountered, time of administration, mode of administration, patient genetics, concomitant medications, SOC, and the distribution of the infection in different tissues. However, the dose used is far below what is recommended by clinicians for post-infection treatment with the Gamma variant — about 2.5 - 6.5x lower, depending on the recommendation and which estimate of fasting/fed administration is used. The trial used fasting administration, however Merck's product information reports that "administration of 30mg ivermectin following a highfat meal resulted in an approximate 2.5-fold increase in bioavailability relative to administration of 30mg ivermectin in the fasted state." [merck.com \(B\)](#).

Viral clearance results mismatch. In Figure S3, the numbers in the table do not match the graph, for example day 0 to day 3 for ivermectin shows a 30% decline in viral detection in the table, while the graph shows only a 4% decline [twitter.com \(AJ\)](#). Table 3 results do not match either of these results. For example at day 3, table 3 reports 7.4% clearance for ivermectin. In Table 3, about 15% more patients have viral clearance results in the control arm, suggesting likely confounding by time. Authors provide no details on which patients were tested in each arm, however the confounding may be very significant. Notably, a July 2021 change adds viral load testing for the IV arms [twitter.com \(AK\)](#), suggesting that placebo viral results may have a significant number of patients from a very different time period [twitter.com \(AK\)](#) where patient characteristics [twitter.com \(AL\)](#), viral variants, and outcomes may be very different.

FDA concerns regarding trial conduct for peginterferon lambda. The peginterferon lambda arm of this trial generated positive results, however the FDA denied a request for a pre-EUA meeting, citing concerns about the conduct of the trial [ir.eigerbio.com](#). Reportedly, the "FDA will not consider an EUA application based on results generated from the TOGETHER study" [ir.eigerbio.com](#). Details of the FDA's concerns were not provided.

Co-principal investigator agrees with political need to demonstrate poor efficacy. Frank Harrell commented that "...the question of whether this study was stopped too early in light of the political ramifications of needing to demonstrate that the efficacy is really unimpressive.. really could be raised..", and co-principal investigator Prof. Ed Mills responded "*I totally agree with Frank*" [vimeo.com](#).

Private comments on efficacy contradict public comments. Co-principal investigator Prof. Ed Mills said the following in private communication: "*There is a clear signal that IVM works in COVID patients.. that would be significant if more patients were added.. you will hear me retract previous statements where I had been previously negative*" [stevekirsch.substack.com](#), while public comments are contradictory, e.g. "*There was no indication that ivermectin is clinically useful*".

Mid-trial change adds patients showing lower efficacy. Authors modified the inclusion criteria mid-trial to allow adding more low-risk patients <50 [twitter.com \(AM\)](#). Comparison with the metformin placebo arm shows many more patients <50 were included in the later part of the trial. Notably, the primary outcome shows much higher efficacy for patients ≥50, which would be statistically significant if there was about 50% more patients ≥50.

Funding from Gates Foundation. Analysis suggests funding of the ivermectin arm in part by the Gates Foundation by way of Certara and Prof. Rayner [doyourownresearch.substack.com \(K\)](#), in addition to previously disclosed funding of the overall trial. Authors list only FastGrants and Rainwater in the ivermectin paper. The Gates Foundation was cited as a funder on the web site until Sep 13, 2021 [web.archive.org \(M\)](#) (after completion of the trial). Correspondence regarding fluvoxamine and fluoxetine notes that Certara support for the TOGETHER study was funded by the Gates Foundation [thelancet.com \(D\)](#).

Conflicting reports on trial end date. There are conflicting reports on when enrollment into the ivermectin and fluvoxamine arms ended [doyourownresearch.substack.com \(L\)](#), with the master protocol showing the end as July 26 and the web site confirming an end in July. However, the papers report August 5 and 6.

Expression of concern. An expression of concern was posted for the metformin arm in 2024 [thelancet.com \(E\)](#).

Side-effect prevalence consistent with treatment error. The side effects (e.g., gastrointestinal side effects were lower in the ivermectin arm) suggest that many ivermectin patients may not have received authentic ivermectin, or that placebo patients may have taken ivermectin. For comparison, there was a 3.6 times greater incidence of diarrhea in the treatment arm in *Lim*.

Screening to treatment delay unknown. Most Together Trial master protocols show an additional day delay in already late treatment for most patients. The Aug 5, 2021 protocol published with the metformin paper [ars.els-cdn.com](#), shows treatment administration one day after screening, baseline, and randomization (Table 2, schedule of study activities). This can also be found in the protocol dated Mar 11, 2021 [drive.google.com \(C\)](#). The protocol attached to the ivermectin paper, dated Feb 15, 2021, shows a different schedule, stating that the treatment *should* be administered on the same day of randomization. There is no explanation of when this change was made, how the overlapping metformin and ivermectin arms could use different schedules, or how this change was implemented (there are many tasks in the screening and baseline visits). There is no reporting for how many patients received treatment on the same day. The form for the first treatment visit asks if there were clinical events including >6hr ER visits since the baseline visit, which would not be possible if this visit was immediately after randomization. Time of first treatment was recorded [osf.io](#), but no information has been reported. According to *Forrest*, WhatsApp messaging and video was used for recruitment, raising the question of how medication was delivered in cases where recruitment was done online. The Brazilian versions of the protocol do not match the master protocol, with all showing administration on the same day. The first Brazilian version of the protocol stated the drug "*must be administered on the same day*", however in March 2021 and later versions, this was changed to "*should be administered on the same day*".

	Screening Visit (D-0)	Baseline and Randomization (1) D-0	Day 1
Informed Consent	X		
SARS-CoV-2 Rapid Test	X ⁽¹⁾		
Eligibility Criteria Review	X ⁽²⁾		
Pregnancy Test	X ⁽³⁾		
Demographics	X ⁽⁵⁾		
Co-morbidities and Risk Factors	X		
Medical History	X		
WHO Clinical Worsening Scale	X		X
Exposure to Index Case Information		X	
Substance Abuse		X	
PROMIS Global Health Scale		X ⁽⁶⁾	
ECG		X	
Height and Weight		X	
Nasopharyngeal Swab		X	
Randomization		X	
Concomitant Medications		X	X
Investigational Treatment Administration			X ⁽⁷⁾

317 unknown onset patients, onset required for inclusion. Figure 2 shows that the time from onset was unknown for 317 patients, however time from onset is required for the inclusion criteria.

Unknown onset patients treated late. After imputation, the percentage of patients in the late treatment subgroup went from 46% to 56%. 87% of the unknown patients were predicted to be in the late group. This is reasonable and expected — patients that do not recall when the onset was are more likely to have had onset further in the past. What is not clear is how these patients could be enrolled in the trial, how many of these patients had onset >7 days, how this very late 317 patient subgroup could show much greater efficacy as above, and why authors did not report this result, analyze this in greater detail, or recommend further research.

Conflicting comorbidity counts. The companion fluvoxamine arm ran from Jan 20 to Aug 5, 2021, while this trial ran from March 23 to Aug 6, 2021 — most control patients should be shared, with an additional 10% for fluvoxamine from the earlier start. The Aug 6 presentation, which has a date of 9:38am Aug 6 local trial time [doyourownresearch.substack.com](https://doi.org/10.1101/2021.08.06.21261111) (M), shows 678 placebo patients, indicating that either 0 or 1 placebo patients were randomized on Aug 6. Zero patients should have been randomized on Aug 6, because authors cannot add patients after unblinding. The fluvoxamine control arm shows 16/756 control patients with asthma. The ivermectin control arm has a subset of these patients (679), but shows a much higher prevalence of asthma (60 patients). This might be possible due to imputation if there was a very high percentage of missing data, however imputation does not appear to be a good explanation. For example, placebo CKD goes from 2 to 5 (FLV->IVM). First, it is not logical to impute CKD on patients based on the other variables. Second, the protocol specifies imputation only with up to 20% missing data, making it unlikely that imputation would add 150% of CKD patients. Third, the degree of change between FLV and IVM varies dramatically, with IVM reporting 666%, 275%, 150%, and 43% more patients for CPD, asthma, CKD, and CCD, without any clear explanation for similar differences in the percentage of missing data (all were collected on the same interview form).

Unexplained >6 month delay. The paper was delayed over 6 months with no explanation. The companion fluvoxamine arm, completed at the same time, was published Aug 23, 2021. The very long delay, high profile of the topic, and other issues above raise questions. The paper was submitted to NEJM in Sep 2021 [vimeo.com](https://vimeo.com/581111111) (C). COI forms suggest that additional authors were added after submission and the corresponding author changed from Prof. Mills to Dr. Rayner doyourownresearch.substack.com (N), whose conflicts include Pfizer, Merck, the Gates Foundation, and the Australian Government.

Placebo patients receiving an injection not blinded. One-day placebo patients, which study documents repeatedly report as being included in the placebo group, would include those receiving a single injection, and are therefore not blinded [Scheim \(D\)](#).

Major imputation error. In the paper authors use imputation in Table 1 but not in Figure 2. Authors also released a version of Figure 2 with imputation [togethertrial.com \(D\)](#), where the numbers for age and BMI now match the imputed numbers in Table 1. However, the time from onset numbers are very different, with the treatment arm showing 302 patients for 0-3 days, and the imputed version of Figure 2 showing 367 [doyourownresearch.substack.com \(O\)](#).

Single dose results missing. Results for the single dose ivermectin arm have not been reported.

Incorrect conclusion. The conclusion states that ivermectin *"did not result in a lower incidence of [hospitalization] or of [ER observation >6hr]"*. This is incorrect, hospitalization was 17% lower, which is not statistically significant with the sample size and typical statistical analysis. For the Bayesian analysis the authors use, the ITT probability of superiority for ivermectin was 79.4%, which is a positive result, the opposite of the conclusion.

Missing age information. According to Figure 2, 98 patients are missing age information [twitter.com \(AN\)](#).

Mid-trial protocol changes. There were several mid-trial protocol changes on July 5, 2021 [clinicaltrials.gov \(E\)](#). The number of patients for viral load analysis was reduced, only for the ivermectin arm. All-cause, cardiovascular, and respiratory death outcomes were deleted (all-cause was reported). Exclusions were modified to allow enrolling patients vaccinated within the last 14 days. Inclusion criteria were modified to allow enrolling healthy young people — the criterion *"fever >38C at baseline"* was added, allowing enrollment independent of increased risk.

COI: designed by Cytel. The trial was designed by Cytel, a company that helps pharmaceutical companies get approval and that works very closely with Pfizer [cytel.com](#), [cytel.com \(B\)](#). Cytel's software and services are used by the top 30 pharmaceutical companies [cytel.com \(C\)](#).

COI: co-principal investigator works for Cytel and the Gates Foundation. A co-principal investigator works for Cytel and the Gates Foundation [empendium.com](#): *"The majority of the time I work for a company called Cytel, where I design clinical trials, predominantly for the Bill & Melinda Gates Foundation"*.

COI: pharma funding and denial of independent investigator. Reportedly, the first author's center is funded by pharmaceutical companies, and independent investigators tried to participate in the trial but were denied [odysee.com \(C\)](#).

COI: Gates Foundation. The Gates Foundation is a founding partner of GAVI, which took out Google ads telling people not to use ivermectin [twitter.com \(AO\)](#), and a major funder of Unitaid, which may have modified the results of the Hill meta analysis in a way that prevented adoption [c19ivm.org \(P\)](#), [c19ivm.org \(Q\)](#), [twitter.com \(R\)](#).

COI: Certara. One of the senior investigators was Dr. Craig Rayner, President of Integrated Drug Development at Certara - another company with a similar mission to MMS Holdings. They state on their website that: *"Since 2014, our customers have received over 90% of new drug and biologic approvals by the FDA."* One of their clients is Pfizer [certara.com](#).

COI: MMS Holdings. The trial is associated with MMS Holdings [dcricollab.dcri.duke.edu \(B\)](#), whose mission includes helping pharmaceutical companies get approval and designing scientific studies that help them get approval. One of their clients is Pfizer [mms Holdings.com](#).

COI: analysis company works closely with Pfizer. All analyses were done by Cytel. Cytel is a statistical modelling company that helps pharmaceutical companies get approval — they work very closely with Pfizer [cytel.com \(B\)](#). Cytel's software and services are used by the top 30 pharmaceutical companies [cytel.com \(C\)](#).

COI: Fast Grants funding closely related to companies that censored scientific research. Fast Grants funding is closely related to tech companies that censored ivermectin and other early treatment research. These companies have a strong conflict of interest in not admitting that their censorship was harmful [drteslawrie.substack.com](#), [fastgrants.org](#).

Unexpected differences in missing data. Age is unknown for 98 patients, however according to Figure 2, BMI is missing for only 11 patients, smoking status is unknown for only 2 patients, lung disease is unknown for only one patient, and cardiovascular disease is known for all patients.

Out of funding claim contradicted by funder. A co-principal investigator has reported that the trial was stopped because they ran out of funding, however this is contradicted by the Rainwater Foundation, which reported that they would have given more money to finish the trial if the investigators had asked pierre.kory.substack.com (B).

Misrepresentation of dosing recommendation. Investigators have misrepresented an email from the FLCCC regarding recommended dosing pierre.kory.substack.com (B).

Unknown onset patients show statistically significant efficacy. For the known time since onset subgroups, both groups show worse results than the overall results twitter.com (AP), with the missing 317 patients showing significant efficacy RR 0.51, $p = 0.02$ (compared to 1.00 and 1.14 for known patients).

Mean delay likely excluding unknown onset. The reported mean number of days from symptoms to randomization probably only includes known onset patients and therefore is likely to significantly underestimate the actual average (in addition to not including the time between randomization and treatment).

Per-protocol placebo much more effective. The 3-dose per-protocol placebo group shows greater efficacy [Marinos](https://marinos.com) (B), twitter.com (AQ). This could be consistent with placebo patients accidentally receiving treatment.

Multiple conflicting randomization protocols. twitter.com (AR) reviewed the randomization protocol, finding three different algorithms, and conflicting versions in the papers.

Dominated by Gamma variant with different characteristics, no discussion. The trial took place in an area of Brazil and time when the Gamma variant was dominant. Brazilian clinicians report that this variant is much more virulent, and that significantly higher dosage and/or earlier treatment is required, as may be expected for variants where the peak viral load is significantly higher and/or reached earlier [Faria, Nonaka](https://faria.nonaka.com).

Incorrect dose reporting, patients at higher risk due to BMI may have received lower per kg doses, and show lower efficacy. The paper reports 400 μ g/kg for 3 days, however the protocol indicates that this was only up to 90kg, meaning that the dose received for higher-risk high BMI patients was even further reduced from dosage which is already far below clinician recommendations for the dominant variant twitter.com (AS). 50% of patients had BMI ≥ 30 . Much greater efficacy was seen in the low BMI subgroup (RR 0.77 vs 0.98).

Conflicting target enrollment and reasons for termination. There are conflicting target enrollment numbers. The protocol showed 800 patients per arm as of Mar 21, 2021 (after the trial started) static1.squarespace.com, twitter.com (AT), the co-principal investigator reported 800 per arm in an interview published June 14, 2021 halifaxaminer.ca, and the protocol changed to 681 on June 22 static1.squarespace.com (B). However, the trial record from Jan indicates 2724 (681*4) patients clinicaltrials.gov (D), suggesting that the 800 goal was later, and was kept for fluvoxamine but reverted for ivermectin. The fluvoxamine arm which started two months earlier was terminated at the same time, and was terminated due to superiority [Reis](https://reis.com) (B) after 741/756 patients. Note that Gamma was declining significantly around the termination point, which likely favors improved efficacy if the trial continued, given the late treatment and dosage used. The co-principal investigator reports three different reasons for stopping the trial twitter.com (AU): a) because they ran out of money, b) because third parties were not supportive, and c) it was done by the DSMC and was out of their control.

Primary outcome subject to bias, selected after single dose arm. The subjective "emergency room visit for >6 hours" criterion shows higher risk (RR 1.16), while hospitalization is lower (RR 0.83 all-cause, RR 0.84 COVID-19). The primary outcome results were set on March 21, 2021, after the single dose ivermectin arm. Given the known public biases of some investigators, this may have been specifically chosen to reduce efficacy. Authors claim that the 6hr threshold did not include waiting time, however the emergency visit form has no mention of waiting time, only recording presentation and discharge times osf.io.

Reported terminated due to futility, but threshold not reached. The trial was reportedly terminated due to futility twitter.com (AV), however the futility thresholds were 20%, 40% and 60%, and all published probabilities are >60% (ITT 79.4%). Additionally, the fluvoxamine arm did not have the higher 60% threshold, only using 40%. Note the DSMC was not independent as below.

Subgroup analysis protocol violations. The presented subgroup analysis is inconsistent with plans and with the fluvoxamine paper, including not presenting pre-specified subgroups, presenting subgroups that were not pre-specified, presenting different subgroups to the contemporary fluvoxamine paper, and modifying subgroup definitions [twitter.com \(AW\)](#).

Many pre-specified outcomes missing. Many outcomes specified in the protocol appear to be missing, including the co-primary outcome of COVID-19 mortality (only all-cause mortality is provided, specific AE details not provided), time to clinical failure, days with respiratory symptoms, mortality due to pulmonary complications, cardiovascular mortality, COVID-19 symptom scale assessment, WHO clinical worsening scale assessment, and 14 day mortality.

Single-dose recruiting continued after change. The trial had requested moving to 3-dose treatment by Feb 15/19, when only 19 patients had been recruited, however the trial continued recruiting an additional 59 patients to single dose treatment [twitter.com \(AX\)](#).

Funding list incorrect, missing Gates Foundation and Unitaid. The paper does not include the Bill and Melinda Gates Foundation or Unitaid as funders, however the protocol shows the Gates Foundation [gatesopenresearch.org \(B\)](#) and the web site shows Unitaid [togethertrial.com \(B\)](#).

Statistical analysis plan dated after trial start. The statistical analysis plan appears to be dated after the trial started [twitter.com \(AY\)](#).

Imputation protocol violation. The protocol specifies multiple imputation with up to 20% of missing data, however imputation was done with time from symptom onset, which has >23% missing data [twitter.com \(AZ\)](#).

Expected analyses missing. Authors do not provide time from onset analysis for either mortality or hospitalization, only the combined measure including the ER visits where anomalous results are seen. Authors do not provide per-protocol or mITT results for mortality or hospitalization. Per-protocol mortality results were provided for the companion fluvoxamine trial.

Conflicting reasons for dose change. Conflicting reasons have been given for the change from 1-day to 3-day dosing. In email from March 6, the co-principal investigator says the change was "based on emerging trials from Andrew Hill's synthesis" [twitter.com \(BA\)](#). The paper says the change was made "on the basis of feedback from advocacy groups". Neither of these match the report that the dosing change was made at the request of one of the trial funders [pierre.kory.substack.com](#).

Details of placebo unspecified. The placebo appears to be unspecified in the paper and protocol. The initial trial announcement indicated the placebo was vitamin C [cytel.com](#), which would be an active treatment according to the results of 70 studies (mortality RR 0.81 [0.73-0.91]). The metformin arm reports using talc, however fluvoxamine and ivermectin do not appear to report details of the placebo, which could potentially be different, for example based on manufacturer limitations for matching active treatment tablets.

Antigen test requirement. The protocol indicates that patients with a negative test may be included if they become positive a few days later, potentially resulting in a long unreported delay between randomization and treatment, depending on how investigators interpreted the protocol. The requirement for a positive antigen test excludes the possibility of early treatment in many cases - tests have very high false negative rates in the early stages of infection, and symptoms may appear before the test becomes positive.

Bayesian probability of superiority, featured for FLV, hidden in appendix. The bayesian probability of superiority figure, featured in the main paper for FLV, MET, HCQ, was hidden in the appendix for IVM [twitter.com \(BB\)](#).

Two different per-protocol counts. Figure 1 shows 228 per-protocol for the control arm, while Table 2 shows 288. This was modified in the Apr 5 update without explanation.

Source of ivermectin unspecified (fluvoxamine source specified). Authors do not specify the source of the ivermectin used in the trial, whereas they do specify the source for the fluvoxamine arm (Luvox, Abbott). Depending on the source, Ivermectin has been reported to be of unreliable quality in Brazil.

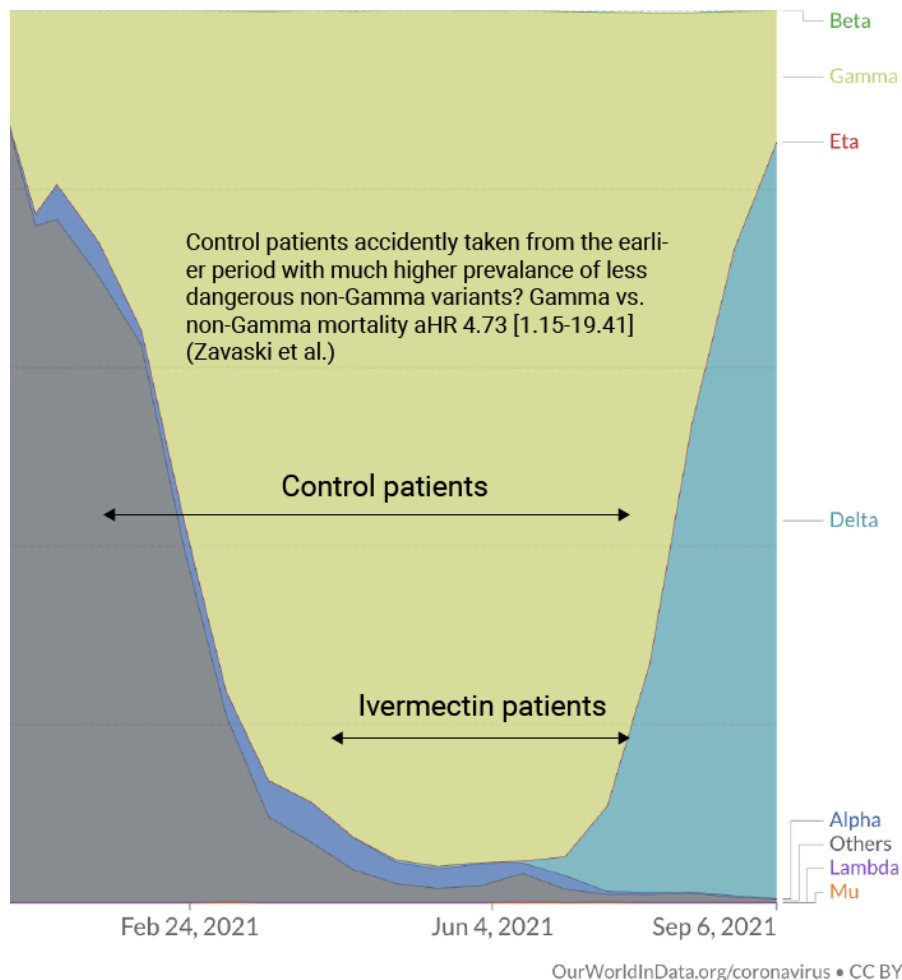
100% adherence reported for 3-day placebo. Reported numbers indicate that there was 100% adherence among 288 patients assigned to 3-day placebo, which is unexpected [doyourownresearch.substack.com \(G\)](#), [pierrekory.substack.com](#).

No confirmation of placebo manufacturing. A local Brazilian investigator reports that, at the time of the trial, there was only one likely placebo manufacturer, and they reportedly did not receive a request to produce identical placebo tablets [doyourownresearch.substack.com \(D\)](#). They also report that compounded ivermectin in Brazil is considered unreliable. The protocol reports that *"the study medication used will come from pharmaceutical plants that hold a commercial authorization for their production, already approved by ANVISA."*

The following comments are prior to the publication and may be out of date. We note that authors claim they have not included patients prior to the time period for the 3 dose ivermectin patients, however this conflicts with previously reported data as per the analyses above.

The trial randomization chart does not match the protocol, suggesting major problems and indicating substantial confounding by time. For example, trial week 43, the first week for 3 dose ivermectin, shows ~3x patients assigned to ivermectin vs. placebo [reddit.com](#). Treatment efficacy can vary significantly over time, for example due to overall improvement in protocols, changes in the distribution of variants, or changes in public awareness and treatment delays. *Zavascki* show dramatically higher mortality for Gamma vs non-Gamma variants (28 day mortality from symptom onset aHR 4.73 [1.15-19.41]), and the prevalence of the Gamma variant varied dramatically throughout the trial [ourworldindata.org](#). This introduces confounding by time, which is common in COVID-19 retrospective studies and has often obscured efficacy (many retrospectives have more patients in the treatment group earlier in time when overall treatment protocols were significantly worse).

According to this analysis [reddit.com](#), the total number of patients for the ivermectin and placebo groups do not appear to match the totals in the presentation (the numbers for the fluvoxamine arm match) — reaching the number reported for ivermectin would require including some of the patients assigned to single dose ivermectin. Reaching the placebo number requires including placebo patients from the much earlier ivermectin single dose period, and from the early two week period when zero ivermectin patients were assigned. If these earlier participants were accidentally included in the control group, this would dramatically change the results in favor of the control group according to the changes in Gamma variant prevalence.



An investigator from Brazil notes that the gamma variant became prevailing in the state of Minas Gerais later than in the rest of the country, with the time when gamma prevailed for the trial locations being more closely aligned with the start of the ivermectin arm ufmg.br. Due to the substantial differences in disease course and risk between the variants, authors need to consider only patients recruited during the same time period.

Treatment delay is currently unknown, however the protocol allows very late inclusion and a companion trial reported mostly late treatment. Overall mortality is high for 18+ outpatients. Results may be impacted by late treatment, poor SOC, and may be specific to local variants [Faria](#), [Nonaka](#), [Sabino](#). Treatment was administered on an empty stomach, greatly reducing expected tissue concentration [Guzzo](#) and making the effective dose about 1/5th of current clinical practice. The trial was conducted in Minas Gerais, Brazil which had substantial community use of ivermectin otempo.com.br, and prior use of ivermectin is not listed in the exclusion criteria.

This trial uses a soft primary outcome, easily subject to bias and event inflation in both arms (e.g., observe >6 hours independent of indication). There is also an unusual inclusion criteria: "patients with expected hospital stays of <= 5 days". This is similar to "patients less likely to need treatment beyond SOC to recover", and would make it very easy to reduce the effect seen. This is not in either of the published protocols.

RCTs have a fundamental bias against finding an effect for interventions that are widely available — patients that believe they need treatment are more likely to decline participation and take the intervention [Yeh](#), i.e. RCTs are more likely to enroll low-risk participants that do not need treatment to recover (this does not apply to the typical pharmaceutical trial of a new drug that is otherwise unavailable). This trial was run in a community where ivermectin is widely known and used.

The same trial's results for a previous treatment were initially reported as RR 1.0 [0.45-2.21] ajtmh.org, while the final paper reported something very different — HR 0.76 [0.30-1.88] jamanetwork.com.

Trial design, analysis, and presentation, along with previous public and private statements suggest investigator bias. Design: including very late treatment, additional day before administration, operation in a region with high community use, specifying administration on an empty stomach, limiting treatment to 3 days, using soft inclusion criterion and a soft primary outcome, easily subject to bias. Analysis: authors perform analysis excluding events very shortly after randomization for fluvoxamine but not ivermectin, and report viral load results for fluvoxamine but not ivermectin. Presentation: falsely describing positive but not statistically significant effects as "no effect, what so ever" *Amrhein, odysee.com*. Prior statements: *odysee.com*.

The local Brazilian investigator also reports that nitazoxanide was tested in the same location, however very few patients reportedly experienced urine discoloration, while all are expected to experience this side effect. They also suggest that 6-hour observation is a poor choice because it is almost impossible to stay less than 6 hours in Brazil.

For additional issues see: *cato.org*, *covid19criticalcare.com*, *doyourownresearch.substack.com* (B), *longhaulwiki.com*, *Marinos*, *Marinos* (B), *stevekirsch.substack.com*, *trialsitenews.com* (C), *twitter.com* (L), *twitter.com* (M), *twitter.com* (N), *twitter.com* (O). Protocols, approvals, and statistical analysis plans can be found here *togethertrial.com*.

ACTIV-6.

Effect of Ivermectin vs Placebo on Time to Sustained Recovery in Outpatients With Mild to Moderate COVID-19: A Randomized Clinical Trial

Extreme COI, data inconsistencies, uncorrected errors, no response from authors, participant fraud, refusal to release data

SEE ALSO

ACTIV-6 Trial on Ivermectin: NIH Scientists Behaving Badly
The Story Of A Real ACTIV-6 Patient
ACTIV-6 Dosing & Timing: A Fox In The Henhouse

RCT low-risk outpatients with very late treatment (median 6 days, 25% ≥ 8 days) in the USA, showing 98% probability of efficacy for clinical progression at day 14, a treatment delay-response relationship, and significant efficacy for patients with severe symptoms at baseline. The posterior probability ivermectin is effective was 99%, 98%, 97% for mean time unwell and clinical progression @14 and 7 days. All exceed the pre-specified threshold for superiority *fnih.org*. Note that the clinical progression results exceeding the superiority threshold in the preprint *medrxiv.org* (C) changed in the journal version for the 400 μ g/kg arm, with no explanation for over 500 days). The 600 μ g/kg arm was reported separately *Naggie* (B). When not specified, comments refer to the 400 μ g/kg arm. We provide more detailed analysis of this study due to widespread incorrect press.

There was one death reported in each of the 400 μ g/kg and 600 μ g/kg ivermectin arms. For 400 μ g/kg, the patient did not take ivermectin. For 600 μ g/kg, authors note that the death was accidental.

There are many critical issues as below. Design, presentation, and analysis shows a strong negative bias. Submit Updates or Corrections

Severity	Issue
CRITICAL	1. Impossible data
CRITICAL	2. Adverse event count mismatch
CRITICAL	3. Randomization failure - higher severity in ivermectin arms
CRITICAL	4. Adverse events consistent with potential medication error
CRITICAL	5. Adverse events similar for active and placebo
CRITICAL	6. Participant fraud
CRITICAL	7. Superiority found, not reported

CRITICAL	8. Interim analyses not reported, likely showed superiority
CRITICAL	9. Death reported in mITT, however participant not in mITT, did not receive study drug
CRITICAL	10. Ivermectin source unknown, specified for other trial medications
CRITICAL	11. Non-identical placebo
CRITICAL	12. Post-hoc protocol
CRITICAL	13. Clinical progression results changed
CRITICAL	14. Primary outcome not reported, closest reported outcome shows superiority
CRITICAL	15. Pre-specified primary 14 day outcomes not reported, clinical status shows 30% benefit
CRITICAL	16. Hospitalization/death mismatch
CRITICAL	17. 90 day followup results not provided
CRITICAL	18. Very late treatment
CRITICAL	19. Key clinical question consistent with unreported pre-specified primary outcome but not the reported outcome
CRITICAL	20. Patients with symptoms >7 days included
CRITICAL	21. Data unavailable over 600 days from publication
CRITICAL	22. Outcomes reported do not match protocol
CRITICAL	23. Primary outcomes changed after publication
CRITICAL	24. Different hospitalization/urgent care numbers between paper and presentation
CRITICAL	25. Post-hoc primary outcome measured on day 3
CRITICAL	26. Dose below 400µg/kg
CRITICAL	27. Effective dose ~130µg/kg, administration on empty stomach
CRITICAL	28. Clinical progression details for fluticasone/fluvoxamine but not ivermectin
CRITICAL	29. COVID-19 mortality/hospitalization not reported
CRITICAL	30. Many pre-specified outcomes missing
CRITICAL	31. Full protocol unavailable before October 2022
CRITICAL	32. IDMC not independent, extreme conflict of interest
CRITICAL	33. Reported primary outcome low relevance
CRITICAL	34. Shipping and PCR delays largely enforce late treatment
CRITICAL	35. Very slow shipping
CRITICAL	36. Blinding failure
CRITICAL	37. Extreme conflicts of interest
CRITICAL	38. Treatment delay-response relationship
CRITICAL	39. Asymptomatic patients included
CRITICAL	40. Disingenuous conclusion
CRITICAL	41. Significant missing data, not mentioned in paper
CRITICAL	42. Statistically significant efficacy for severe patients removed
CRITICAL	43. Statistical analysis plan dated after trial end
CRITICAL	44. 31% more severe cases in the ivermectin arm
CRITICAL	45. Population incorrect
CRITICAL	46. Early treatment incorrect
CRITICAL	47. Author claims results from 628 researchers should be censored for false information
SERIOUS	48. Bias due to false positive antigen tests
SERIOUS	49. Participant pickup delay
SERIOUS	50. Randomization failure
SERIOUS	51. Low risk patients
SERIOUS	52. No adherence data or per-protocol analysis

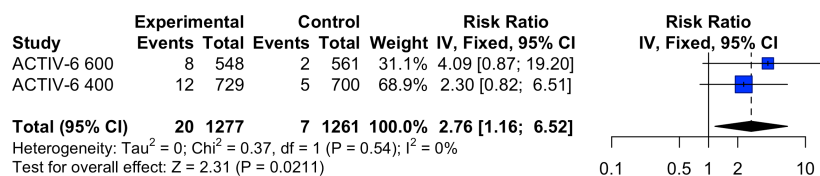
SERIOUS	53. Skeptical prior not justified
SERIOUS	54. Not enough tablets provided
SERIOUS	55. Monotherapy with no SOC for most patients
SERIOUS	56. Over 2x greater severe dyspnea at baseline for ivermectin
SERIOUS	57. Safety conclusion removed, suggests bias
SERIOUS	58. Authors suggest high-income country healthcare is better, however almost all patients received no active SOC
SERIOUS	59. Placebo unspecified
SERIOUS	60. No breakdown of severe outcomes
SERIOUS	61. Missing subgroup counts
MAJOR	62. Overlapping fluticasone placebo shows very different event numbers
MAJOR	63. Overlapping fluticasone placebo shows unexpected baseline numbers
MAJOR	64. Inconsistent calendar time subgroups
UNKNOWN	65. Outcome graph presented does not match either medication tested

Responses: authors have not responded to any of these issues.

Impossible data. There are major data mismatches [twitter.com \(BC\)](#). For the ivermectin 600 arm [clinicaltrials.gov \(CT\)](#) indicates that 718 patients started and 708 completed the arm [clinicaltrials.gov \(F\)](#), while the paper claims that only 668 were randomized to ivermectin, of which 66 did not even receive the medication [jamanetwork.com \(B\)](#). Baseline age, ethnicity, and race data all differ between CT and the paper, for example CT indicates 3 patients in the ivermectin arm were American Indian or Alaska Native, whereas the paper shows 9, despite reporting on a much smaller number of patients. Many results also differ between CT and the paper.

Adverse event count mismatch. The paper reports 44 of 604 placebo patients had an adverse event in the 600µg/kg arm [jamanetwork.com \(B\)](#), whereas [clinicaltrials.gov \(F\)](#) shows 5 of 724 placebo patients had an adverse event.

Randomization failure - higher severity in ivermectin arms. The most severe baseline symptom reported is severe dyspnea. For both 600µg/kg and 400µg/kg, the ivermectin arm has higher incidence of severe dyspnea, which is statistically significant across both arms ($p = 0.02$). This suggests that known and potentially unknown blinding failures are material.

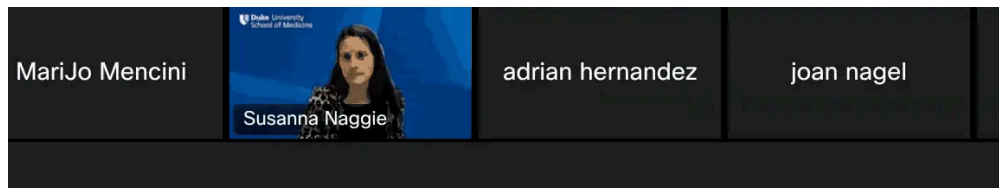


Adverse events consistent with potential medication error. Placebo adverse events are expected to be similar for the 400µg/kg and 600µg/kg arms. The populations are similar and patients are not taking any study treatments. The 600µg/kg arm has a lower overall hospitalization rate. However, the 600µg/kg placebo arm reports 44/604 (7.3%) adverse events, while the 400µg/kg arm reports only 27/774 (3.5%), over 2 times higher. This is a significant increase in adverse events, $p = 0.002$, without explanation or discussion. Comparing 400µg/kg and 600µg/kg, adverse events are over 2x higher for both the active and placebo arms. The overall increase in adverse events with the higher dosage (total 3x higher) matches expectations, however we expect the increase in the active treatment arm, not both active and placebo arms. One hypothesis is that patient arm classifications are incorrect, i.e., many patients received the opposite of their designated arm. This kind of error is possible in all placebo controlled trials and happened for example in *López-Medina* (discovered and excluded in that case). This hypothesis is consistent with both the adverse events and the 600µg/kg results, with the very small remaining effect explainable by the 10% non-matching placebo patients. We recommend that participants retain any leftover tablets for analysis.

Adverse events similar for active and placebo. For the 600µg/kg arm authors report that 9% of patients experienced an adverse event, similar to placebo (7%, no significant difference). However significantly more side effects are expected at this dosage (the total dosage is 3x greater due to the longer duration). The 600µg/kg arm in *Buonfrate* reports much higher adverse events. Overall reporting is higher in this trial, which may include lower severity items, especially within "general disorders". However looking specifically at eye disorders, a known side effect of higher doses of ivermectin, *Buonfrate* show 46% vs. 3% for ivermectin vs. control. The lack of higher side effects for ivermectin in ACTIV-6 suggests that patients may not have taken authentic ivermectin at the dosage reported. GMK [c19ivm.org](https://doi.org/10.1186/s12918-020-01918-0) (B) notes that data was self-reported by patients in ACTIV-6. Highly inaccurate reporting by patients would also apply to the symptomatic results, similarly invalidating the trial.

Participant fraud. A paper on the operation of the trial [Lindsell](https://doi.org/10.1186/s12918-020-01918-0) reveals that there was participant fraud - authors identified participants that signed up repeatedly, and participants that withdrew when not randomized to their preferred arm. Authors indicate that they tried to prevent repeat signups but provide no details on the algorithms or the evaluation thereof. It is possible that they only caught a small fraction of the fraud, and possible that improvements to detection were added only later in the trial during or after the ivermectin arms. It is likely that individuals were gaming the system related to the politicization and extreme financial implications. This information was not disclosed previously. Patients were allowed to specify treatments that they accept or decline to be a part of. One author indicates this was most commonly used by patients to specify only ivermectin [twitter.com](https://twitter.com/BD) (BD), which may be related to fraud targeting ivermectin. There are known paid groups of individuals targeting ivermectin, and it would be simple to bias results towards null without having to break the blinding. Participant fraud has also been reported for a similar remote trial academic.oup.com where known fake surveys were submitted. The self-reported design and absence of professional medical examination opens these kind of trials to participant fraud, which may be significant due to extreme politicization in the study country.

Superiority found, not reported. Day 7 and day 14 clinical progression results and mean time unwell show superiority of ivermectin (note: 400µg/kg arm, preprint version [medrxiv.org](https://doi.org/10.1101/2020.05.14.20100000) (C), clinical progression results were changed without explanation in the journal version). The protocol indicates superiority for OR < 0.9 and posterior probability > 0.95 [fnih.org](https://doi.org/10.1186/s12918-020-01918-0). In the presentation rethinkingclinicaltrials.org, author shows a slide containing these results while stating "this was, um, not statistically significant" (@22:36). These results were seen despite 107 patients having no symptoms at baseline and the use of the skeptical prior [doyourownresearch.substack.com](https://doi.org/10.1186/s12918-020-01918-0) (P).



Secondary outcomes - Clinical progression scale

	OR (CrI) ^a	Posterior P(efficacy)
Day 7	0.76 (0.55, 1.00)	0.97
Day 14	0.73 (0.52, 0.98)	0.98
Day 28	0.90 (0.60, 1.21)	0.74

^aOR<1 favors ivermectin

Interim analyses not reported, likely showed superiority. The original protocol specified interim analyses every 200 patients, this was later modified to every 300 patients. However the paper claims "Because the rate of enrollment was so rapid, it was not possible to complete the interim analyses". This is not realistic — the analysis code is written and tested in advance for trials like ACTIV-6 which have professional statisticians. Based on the clinical progression results showing superiority, it is likely that one or more of the interim analyses showed superiority on the original primary outcome.

Death reported in mITT, however participant not in mITT, did not receive study drug. Authors report one death in the ivermectin 400µg/kg arm in the mITT population (817 patients that received the drug within 7 days), however in the presentation [rethinkingclinicaltrials.org](https://www.rethinkingclinicaltrials.org) (@21:15) author reports that the patient that died did not receive the drug because they were admitted prior to receipt. The reported mITT death is therefore incorrect. Similarly, at least one and potentially many or all hospitalizations may have occurred before receiving the drug.

Ivermectin source unknown, specified for other trial medications. Authors do not specify who provided the ivermectin and ivermectin placebo tablets. This information is specified for the other ACTIV-6 medications (fluticasone and fluvoxamine). For both other medications, active and placebo were provided by the same source.

Non-identical placebo. The protocol states that the ivermectin placebo tablets will be identical to the ivermectin tablets. However, the papers state only that packaging was identical, suggesting that a decision was made at some point to use non-identical tablets. This was only done for ivermectin, both fluvoxamine and fluticasone papers report using identical placebos. The protocol changelist notes that ivermectin and matched placebo information was updated in version 2.0 (version 2.0 is not available).

Post-hoc protocol. An incorrect post-hoc protocol is included with the paper published October 21, 2022 which differs significantly from the pre-specified protocol [fnih.org](https://www.fnih.org). The post-hoc protocol is dated December 20, 2021, long after the trial started and after scheduled interim analyses that likely showed superiority as above. Metadata shows the author of the protocol files to be Jenny Jackman. The protocol for the ivermectin arm is included with the fluticasone NEJM paper, and is dated May 25, 2021. Neither protocol matches the reported outcomes, however the post-hoc version has been modified to be closer.

Clinical progression results changed. The preprint [medrxiv.org](https://www.medrxiv.org) (C) and journal version show very different clinical progression results, with no acknowledgement or explanation. See also twitter.com (BE).

Table 2. Primary and secondary outcomes

	Ivermectin (N=817)	Placebo (N=774)	Estimate (95% Interval) ^a	Posterior P(efficacy)
Clinical progression ordinal outcome scale				
Day 7			OR: 0.76 (0.55, 1.00)	0.97
Day 14			OR: 0.73 (0.52, 0.98)	0.98
Day 28			OR: 0.90 (0.60, 1.21)	0.74

Primary outcome not reported, closest reported outcome shows superiority. The protocol shows the primary symptom outcome using a longitudinal statistical model with an ordinal variable based on symptom count and hospitalization/death measured daily until day 14 [fnih.org](https://www.fnih.org) (see section 10.6.1). This outcome is not reported. The closest reported outcome is clinical progression at 14 days, which shows superiority of ivermectin, OR 0.73 [0.52-0.98], posterior probability of efficacy 98%, which exceeds the pre-specified threshold for superiority (note: changed without explanation as above).

Pre-specified primary 14 day outcomes not reported, clinical status shows 30% benefit. The pre-specified primary 14 day outcomes [fnih.org](https://www.fnih.org) are still not reported in the journal version. However, authors now show the clinical status graphs in eFigure 2, which shows 30% benefit for ivermectin for limited activity at 14 days.

Hospitalization/death mismatch. Results show 10 and 9 events for hospitalization/death, however eFigure 1A shows 4 and 3.

90 day followup results not provided. Authors do not provide the PROMIS-29 results, stating that this is due to the 90 day followup. The 90 day followup period ended 169 days before publication (38 days before the preprint publication). The protocol also specifies 7, 14, and 28 day PROMIS-29 results.

Very late treatment. Patients were treated a median of 6 days late, with 25+% 8+ days late. Extensive research for COVID-19 and other viral diseases show that early antiviral treatment is critical. While authors recommend (and are performing) further study, they do not recommend or perform the obvious step of doing an early treatment trial, as is

done for NIH recommended treatments like Paxlovid, suggesting a strong negative bias with a goal of maintaining late treatment and obtaining poor results.

Key clinical question consistent with unreported pre-specified primary outcome but not the reported outcome.

Authors report the key clinical questions for ACTIV-6 as being "How to help someone feel better faster with newly diagnosed mild-moderate COVID-19?" and "How to prevent hospitalizations or death in someone with newly diagnosed mild-moderate COVID-19?" [rethinkingclinicaltrials.org](https://www.rethinkingclinicaltrials.org). The pre-specified but unreported primary symptom outcome provides a measure for feeling better faster, however the reported post-hoc primary outcome is very poorly matched. For example, a treatment that resolves serious symptoms 10x faster, but does not speed up 100% resolution of cough for three consecutive days, would show zero benefit in the post-hoc primary outcome. Cough may persist long after viral clearance [bmjopenrespres.bmj.com](https://www.bmjopenrespres.bmj.com). Note also that the trial does not address "newly diagnosed" patients, but rather very late treatment a median of 6 days after symptoms. The very late treatment also minimizes the chance of preventing the initiation of viral cough.

Patients with symptoms >7 days included. The trial specifies symptoms ≤ 7 days, however subgroup results show symptoms $\leq 9, 11, \text{ and } 13$ days, and the Q3 for the ivermectin arm was 8 days, indicating 25% of patients with a treatment delay of ≥ 8 days. The difference is likely due to the authors not considering receipt of medication or treatment time in inclusion, i.e., due to shipping delays. However, ≤ 7 days treatment delay already makes the results inapplicable to real-world usage where antivirals are used early.

Data unavailable over 600 days from publication. Data for the study is unavailable over 600 days after publication.

Outcomes reported do not match protocol. The reported outcomes are very different to the trial registration clinicaltrials.gov (G) and the pre-specified protocol [fnih.org](https://www.fnih.org). The trial registration shows three primary outcomes, of which zero are reported in the paper. The pre-specified protocol shows the primary outcome using a longitudinal statistical model with an ordinal variable based on symptom count and hospitalization/death measured daily until day 14.

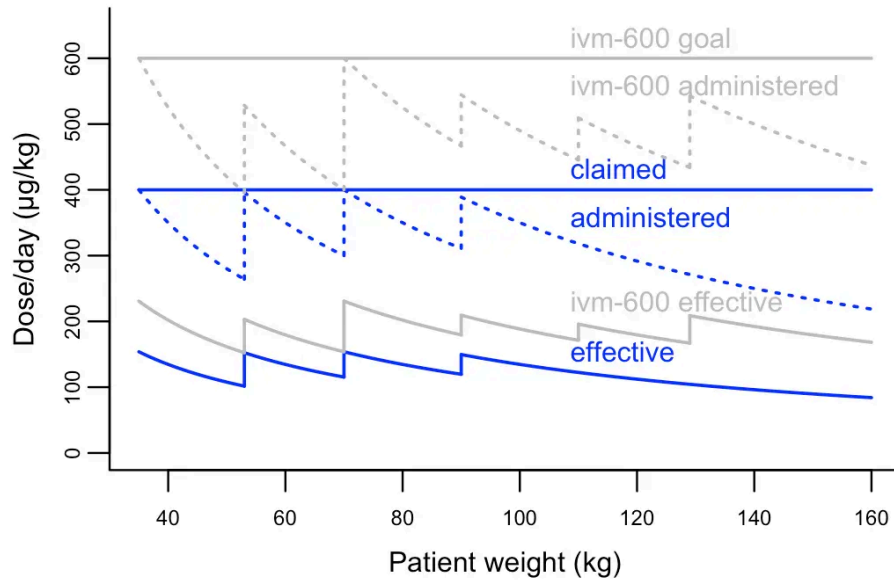
Primary outcomes changed after publication. The primary outcomes were changed from day 14 to day 28 on June 25, 2022, after publication clinicaltrials.gov (H). Two of the three primary outcomes were changed to match what was reported, while the third remains unreported, and none of the pre-specified primary outcomes have been reported to date.

Different hospitalization/urgent care numbers between paper and presentation. The paper and the later presentation show different numbers for hospitalization and urgent care/ER. In the presentation, a hospitalization was moved from the placebo arm to the ivermectin arm [@21:44](https://www.rethinkingclinicaltrials.org). The HRs did not change.

Post-hoc primary outcome measured on day 3. The new primary outcome of sustained 100% recovery for 3 days is measured on day 3 rather than day 1 [@19:10](https://www.rethinkingclinicaltrials.org). We are unaware of any reason to use day 3 rather than the day of 100% recovery, other than to reduce the observed efficacy. Both the pre-specified [fnih.org](https://www.fnih.org) and post-hoc protocols include a secondary outcome of "symptom resolution, defined as first of at least three consecutive days without symptoms".

Dose below 400µg/kg. The abstract states that patients received 400µg/kg. This is incorrect, section 16.3.3 in the protocol shows that the actual dose was always below 400µg/kg, unless patients weighed exactly 35kg or 70kg, as shown below [doyourownresearch.substack.com](https://www.doyourownresearch.substack.com) (P). Dosage was as low as 269µg/kg for 52kg. When considering administration as below, the average dose administered is equivalent to ~130µg/kg as used in practice. Authors state: "ivermectin was dosed by weight to achieve a goal dose of 400µg/kg, but the maximum dose of ivermectin provided by the study was 35mg. While almost 42% of participants had a weight of more than 88kg and thus did not achieve the goal dose, more than 75% of participants had a weight of less than 100kg and so received at least 90% of the target dose". This is incorrect - the goal dose varied between ~300-400µg/kg, and the percentage that received 90+% of 400µg/kg is likely < 40%.

ACTIV-6 ivermectin dose



Effective dose ~130µg/kg, administration on empty stomach. Authors instructed patients to take ivermectin on an empty stomach (not done for fluvoxamine). *Guzzo* show that the plasma concentration of ivermectin is much higher when administered with food (geometric mean AUC 2.6 times higher). "Ivermectin should be taken on an empty stomach with water" (protocol section 16.3.3). This is not mentioned in the paper or the supplementary appendix, only in the protocol. This makes the average effective dose administered equivalent to ~130µg/kg for administration with a meal (as used in clinical protocols).

Clinical progression details for fluticasone/fluvoxamine but not ivermectin. Authors provide clinical progression details for fluticasone (Table S3, Figure S5) and fluvoxamine (eFigure 3), but not for ivermectin. This may be related to authors not reporting any of the pre-specified primary outcomes — the same table would reveal 2 of the 3 pre-specified primary outcome results.

COVID-19 mortality/hospitalization not reported. Authors only report all-cause mortality and hospitalization. Notably, the baseline hospitalization and mortality rate for non-COVID-19 causes may account for the death and many of the hospitalizations. This may also explain why authors report only 28 day mortality/hospitalization in violation of the protocol where the primary outcomes specify 14 days clinicaltrials.gov (G). Additionally, adverse events show only one case of aggravated COVID-19 pneumonia for ivermectin, versus 3 for placebo.

Many pre-specified outcomes missing. Authors do not report fnih.org:

- OR describing the overall difference in symptoms and clinical events over 14 days (primary outcome)
- Overall clinical progression OR (only specific day 7, 14, 28 values are provided)
- Time to first urgent care, emergency care, hospitalization or death
- Risk and time to event for each component of the composite
- Mean and median time to symptom freedom
- Overall QOL OR
- Day 7, 14, 28, 90 QOL OR
- Mean difference in QOL scores at day 7, 14, 28, 90
- Mean and median time to symptom resolution (only a new sustained resolution measure is reported, which is not in the protocol)
- Day 90 mean and median symptom count

Full protocol unavailable before October 2022. The pre-specified protocol [fnih.org](https://www.fnih.org) is missing the appendix which includes contraindications, exclusions, formulation, appearance, packaging, dispensing, dosing, and dose rationale.

IDMC not independent, extreme conflict of interest. The IDMC vice chair was reportedly on the NIH panel that did not recommend treatment despite strong evidence, and provided no quantitative analysis, no reference to the majority of the research, and no updates for new research for a very long period [c19ivm.org](https://www.c19ivm.org) (T). While not reviewing most of the evidence, the panel concluded that there was "insufficient evidence".

Reported primary outcome low relevance. The reported primary outcome (which matches neither the trial registration or the protocol) is of relatively low relevance being based on sustained absence of all symptoms, where symptoms includes many things that may be found after viral clearance and may be unrelated to COVID-19, including fatigue, headache, and cough (which may remain for some time). Authors may have searched for the outcome that shows the least benefit. The 3-day sustained definition further adds two days for all participants, reducing efficacy. Authors should report data for more significant symptoms such as dyspnea, fever, and loss of sense of taste/smell.

Shipping and PCR delays largely enforce late treatment. Authors required positive PCR before randomization, and shipped medication to participants. The delay before PCR results become positive, delay in receiving PCR results, and the shipping delay largely ensure that patients will not be treated early.

Very slow shipping. While one day or faster shipping should have been possible (~\$11,000 funding per patient [doyourownresearch.substack.com](https://www.doyourownresearch.substack.com) (Q)), the shipping delays in this trial appear to be very long based on the ≤ 7 days inclusion criterion and subgroup analysis up to 13 days. One participant in the ivm-600 arm shared their experience showing 6 days from signing up until arrival of the medication, resulting in a total of 11 days treatment delay [doyourownresearch.substack.com](https://www.doyourownresearch.substack.com) (R). COVID-19 is an acute disease (which may or may not be mild). Participants cannot be expected to wait 1-2 days or longer for treatment. Chances are that patients feel better by the time medication arrives and do not take the medication, which may explain why adherence is not reported, or their condition became worse and they found alternative immediate care elsewhere.

Blinding failure. The placebo arm included multiple regimens matching different treatment arms, hence some participants will know they are not in the ivermectin arm, and others will know that there is a higher probability of them being in the ivermectin arm than the placebo arm. This may be more important given the politicization in the study country. The fluticasone arm and matching placebo use an inhaler, the flvoxamine arm uses 10 days treatment. Matched placebo analysis should be provided.

Extreme conflicts of interest. This trial has extreme conflicts of interest, being funded by an organization that chose not to recommend treatment while providing no quantitative analysis, no reference to the majority of the research, and no updates for new research for a very long period [c19ivm.org](https://www.c19ivm.org) (T). Further, a majority of the panel providing the recommendation has major conflicts of interest [c19ivm.org](https://www.c19ivm.org) (T). Also see [trialsitenews.com](https://www.trialsitenews.com) (E), [trialsitenews.com](https://www.trialsitenews.com) (F). The ACTIV executive committee was chaired by employees of J&J and NIH, and is now chaired by employees of Pfizer and NIH. Other members of the committee are from NIAID (Dr. Fauci), FDA, and Pfizer [nih.gov](https://www.nih.gov), [vimeo.com](https://www.vimeo.com) (D).

Treatment delay-response relationship. Subgroup results for treatment delays 13, 11, 9, 7, and 5 show monotonically improving results (less than 1% probability due to chance). ≤ 3 days may have very few patients, and is within confidence limits for monotonically improving results. Improved efficacy for earlier treatment matches extensive results for ivermectin and other COVID-19 treatments [c19early.org](https://www.c19early.org) (D), however authors ignore this trend, claiming only a lack of statistical significance for one specific binary threshold (which may have few patients on one side), and authors have not initiated an early treatment trial.

Asymptomatic patients included. Study inclusion required >2 symptoms, however the subgroup analysis includes 109 patients with no symptoms, where results favored placebo. The primary outcome may reach statistical significance without these patients.

Disingenuous conclusion. The conclusion states that treatment did not lower mortality of hospitalization, however it is impossible to lower zero mortality. While authors do not indicate COVID-19 versus other hospitalization, statistically significant reduction in hospitalization would require at minimum 79% efficacy, but for COVID-19 hospitalization it is

likely impossible based on expected non-COVID-19 hospitalizations. The trial is underpowered by design due to selection of a low-risk population. Note that among the 90 severe cases, statistically significant efficacy is reported.

Significant missing data, not mentioned in paper. The paper does not mention missing data, however in the presentation rethinkingclinicaltrials.org (@44:20) authors report close to 10% missing survey data. One author indicates there was less than 10% missing survey data through day 14. However, the presentation also shows clinical progression graphs (@22:10) that contradict this, showing 650/614 patients at day 14, which is over 20% missing data.

Statistically significant efficacy for severe patients removed. The statistically significant HR 1.86 [1.10-3.16] efficacy for severe patients at baseline (using the post-hoc primary outcome) was noted in the text of the preprint medrxiv.org (C), but has been deleted in the journal version (only seen in the appendix eFigure 3).

Statistical analysis plan dated after trial end. The statistical analysis plan included with the journal paper is dated after the end of the trial.

31% more severe cases in the ivermectin arm. There were 31% more severe cases in the ivermectin arm at baseline (39 control vs. 51 ivermectin).

Population incorrect. The visual abstract reports the population as patients experiencing two or more symptoms for 7 days or less. This is incorrect and refers to the time of enrollment, not the time of intervention. The study actually includes a subgroup of patients 13 days from onset, and 107 patients that had no symptoms at baseline (eFigure 3).

Early treatment incorrect. The abstract and paper claim to study "*treatment of early mild to moderate COVID-19.*" This is incorrect, treatment was very late, median 6 days, 25+% 8+ days, and with subgroup results up to 13 days. For influenza and oseltamivir or baloxavir, treatment is typically considered early within 24-48 hours c19ivm.org (U).

Author claims results from 628 researchers should be censored for false information. 62 studies by 628 scientists report statistically significant positive results for ivermectin treatment of COVID-19 c19ivm.org (R). One author claimed that a report of positive results is "disinformation" and distributed a request to report and censor the author twitter.com (AE), twitter.com (AF), twitter.com (AG). While discussion is warranted for all studies, a call for censorship of results is extreme and raises questions. Author provides no basis for the results of the 628 scientists being wrong and warranting of censorship, and there is no indication that author has even read most of the studies. Author cherry-picked two of 102 studies, (COVID-OUT and ACTIV-6 [Bramante](https://www.bramante.com), [Naggie](https://www.naggie.com), both very high COI studies with an extensive list of issues and very delayed treatment) and claimed that "*no benefit of ivermectin was observed*" twitter.com (AH). In addition to ignoring the 62 studies reporting statistically significant positive results, ACTIV-6 c19ivm.org (S) reported a posterior probability that ivermectin is effective of 99%, 98%, and 97% for mean time unwell, clinical progression @14 days, and clinical progression @7 days (even though none of the pre-specified primary outcomes were reported, and noting that these preprint results were changed without explanation), and COVID-OUT showed 61% lower hospitalization with ivermectin vs. placebo (not including metformin), although this was not reported.

Bias due to false positive antigen tests. Authors accept positive antigen tests for enrollment, where the false positive rate varies depending on the prevalence of COVID-19. If the false positive rate significantly affects the results, we would expect the observed efficacy to vary with COVID-19 prevalence, with lower prevalence leading to higher false positives leading to lower observed efficacy (as more patients did not actually have COVID-19). The change in COVID-19 prevalence and efficacy over time follows this pattern in both the 400µg/kg and 600µg/kg arms. Results may be significantly affected by the inclusion of patients that do not have COVID-19 but had false positive antigen tests twitter.com (BF).

Participant pickup delay. A paper on the operation of the trial [Lindsell](https://www.lindsell.com) reveals that delivery was increasingly made to centralized pickup locations and not directly to the participant. Authors indicate they use shipping logs and participant notification of drug receipt. This is unclear because if delivery was based on participant confirmation there would be no need to determine delivery based on shipping logs. This suggests that in at least some cases, delivery time may not have accounted for the time for participant pickup. Therefore, the actual treatment delay may be even longer than reported. This information was not disclosed previously.

Randomization failure. The treatment and control groups were drawn from different populations. Patients were allowed to select which medication they would like to test, while the control group contains patients assigned to other medications, some of which specifically requested that medication doi.org/10.1101/2020.07.14.20158888 (S). Additionally, drug-specific exclusions further modify the populations.

Low risk patients. Authors focus on patients at low risk of COVID-19 severe outcomes, which ensures an underpowered trial, with only one death which may not be due to COVID-19. All-cause mortality and hospitalization become less meaningful, with a significant contribution from non-COVID-19 causes.

No adherence data or per-protocol analysis. Authors provide no adherence data. Non-adherence may de-power the trial and may harm randomization.

Skeptical prior not justified. The skeptical prior, which reduces the observed efficacy in the post-hoc primary outcome, is not justified based on the studies to date. The skeptical prior was pre-specified. Authors may argue that the prior is justified because the trial was designed to avoid showing efficacy.

Not enough tablets provided. Participants were supplied 15 7mg tablets and instructed to take the number of tablets to approximate 400µg/kg, however not enough tablets were provided for patients with higher weights, indicating that higher risk patients received lower dosage. 41% of patients had BMI >30 and subgroups include BMI 50. In the journal version authors confirm that 42% of patients exceeded 88kg and did not receive the intended dose.

Monotherapy with no SOC for most patients. Authors perform monotherapy and the standard of care for most patients in the study country included no active treatments. Other treatments were very rare - remdesivir 0.3%, monoclonal antibodies 3%, and paxlovid 0.1%. However, extensive and growing research shows greater and synergistic benefits from polytherapy. Many studies use polytherapy and/or the standard of care includes multiple active treatments.

Over 2x greater severe dyspnea at baseline for ivermectin. There was over 2x greater severe dyspnea in the ivermectin arm at baseline (1.65% vs. 0.71%), which may be very important for analyzing mortality and hospitalization. Notably, the opposite is the case for fluticasone. The ivermectin placebo arm has less severe dyspnea than fluticasone, despite being larger.

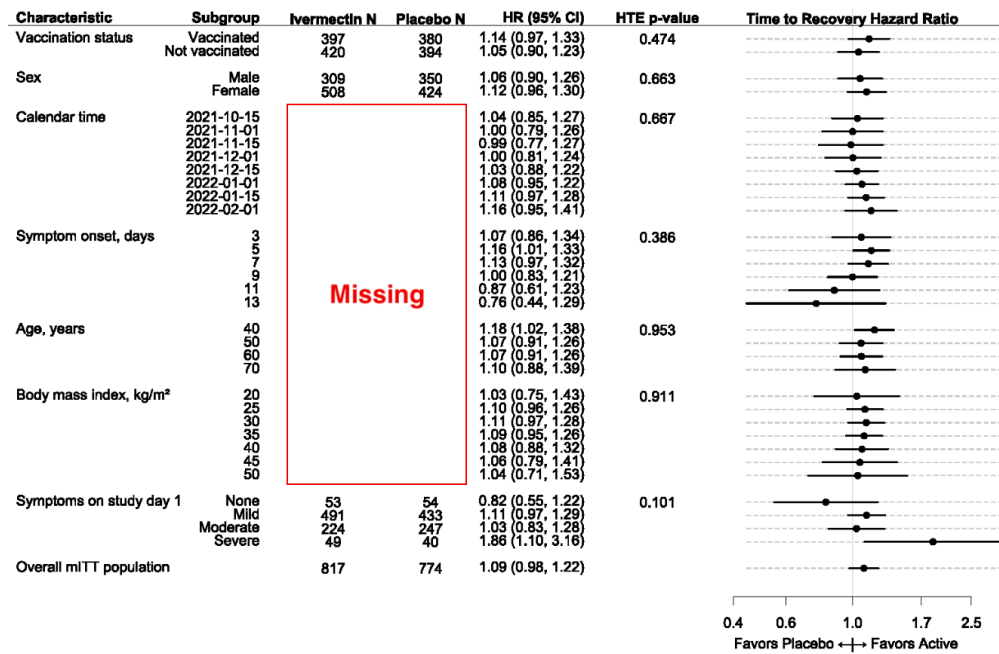
Safety conclusion removed, suggests bias. Authors included the conclusion "Ivermectin at 400 µg/kg was safe and without serious adverse events as compared with placebo" in the abstract [medrxiv.org](https://doi.org/10.1101/2020.07.14.20158888) (C). This was deleted in the JAMA paper [twitter.com](https://doi.org/10.1001/jama.2020.15888) (BG).

Authors suggest high-income country healthcare is better, however almost all patients received no active SOC. Authors suggest the operation in a high-income country with an associated healthcare system is a notable strength, however the study country provided no active treatment for almost all patients in the study, in contrast to many lower income countries that provide multiple treatments. Remdesivir, monoclonal antibodies, and paxlovid are very difficult to obtain and rarely used for outpatients in the study country. High income countries also may have significantly higher conflicts of interest.

Placebo unspecified. Authors do not specify placebo details, only that packaging was identical. If the tablets were not identical, this would be an additional reason for blinding failure.

No breakdown of severe outcomes. Notably, no details are provided for the hospitalization and mortality events, which may have been more likely among patients with extremely late treatment, or influenced by the higher baseline severity in the ivermectin arm. No severe outcome results are provided for (relatively) early treatment.

Missing subgroup counts. No subgroup counts are provided for several subgroups including treatment delay, while they are provided for baseline symptoms and vaccination status. The number of patients with symptoms ≤3 days may have been very small given the design of the trial. Authors suggest that there are no discrete categories to count the number of participants. While the graph shows estimates from a smoothed model, there are discrete numbers of participants in each group, for example patients treated within 3 days.



Overlapping fluticasone placebo shows very different event numbers. The ivermectin and fluticasone arms have 79% overlap in time (Jun 23, 2021 - Feb 4, 2022 vs. Aug 10, 2021 - Feb 12, 2022). The ivermectin placebo arm is 20% larger, suggesting approximately 20% more events. However, hospitalization is 3x larger (9 vs. 3), and combined hospitalization, urgent care, ER, and death is 2.2x larger (28 vs. 13).

Overlapping fluticasone placebo shows unexpected baseline numbers. The ivermectin and fluticasone arms have 79% overlap in time (Jun 23, 2021 - Feb 4, 2022 vs. Aug 10, 2021 - Feb 12, 2022). The ivermectin placebo arm is 20% larger, suggesting approximately 20% more patients for each characteristic. However, ivermectin placebo has less Latino patients than fluticasone and over 2x COPD patients.

Inconsistent calendar time subgroups. The calendar time subgroups for ivermectin and fluticasone are identical, from Oct 15, 2021 to Feb 1, 2022, however these do not match the reported recruitment periods.

Outcome graph presented does not match either medication tested. In the ACTIV-6 presentation rethinkingclinicaltrials.org (@9:22) an outcome graph is shown, however there is no indication what treatment it is for. The deaths and hospitalizations do not match those reported for either ivermectin or fluticasone.

Efficacy was higher over calendar time, which may reflect higher efficacy with more recent variants. Efficacy was higher for vaccinated patients.

Data:	Team comments:
<p>Posterior probability ivermectin is effective:</p> <p>Mean time unwell: 99%</p> <p>Clinical progression @14 days: 98%</p> <p>Clinical progression @7 days: 97%</p> <p>All exceed the pre-specified threshold for superiority fnih.org.</p> <p>(Clinical progression results showing superiority in the preprint medrxiv.org (C) have been changed without explanation).</p>	<p>"No differences were observed in relief of mild-to-moderate COVID-19 symptoms" rethinkingclinicaltrials.org (@24:22)</p> <p>"No evidence of improvement in time to recovery" vimeo.com (D)</p> <p>"The posterior probability for treatment benefit did not meet prespecified thresholds for clinical events or on the COVID Clinical Progression Scale" (in the preprint)</p>

What can be done better? This long list of issues details the flaws prohibiting any negative conclusion about early treatment. In fact, the results are extremely positive given the conditions. Despite extreme and obvious measures used to avoid showing efficacy, efficacy was still found. Running a better trial is a simple matter of avoiding the issues above. How do you ensure early treatment with high-risk patients? One example would be pre-enrolling nursing home patients, providing treatment packages in advance, and instructing local medical staff to initiate randomization, treatment, and monitoring immediately on symptoms. This would likely be cheaper to run, and easily extended to also study prophylaxis.

For additional issues see trialsitenews.com (D).

COVID-OUT.

Randomized Trial of Metformin, Ivermectin, and Fluvoxamine for Covid-19

COVID-OUT remote RCT, showing no significant differences compared to a combined metformin/placebo "control" group. Results for other treatments are listed separately - metformin, fluvoxamine.

Authors include metformin patients in the control group, allowing details of adjustments to affect results. Using standard treatment vs. placebo analysis shows 61% lower hospitalization, or 75% lower for patients with onset ≤ 5 days (not statistically significant with only 7 and 5 events). These results are not reported in the paper or the supplementary appendix, readers need to request the data. Authors note that *"hospitalization is perhaps the most accurate and well-documented end point"*.

There are many major issues as detailed below. We provide more detailed analysis of this study due to widespread incorrect press. Submit Updates or Corrections

Severity	Issue
CRITICAL	1. Ivermectin vs. placebo analysis - 61% lower hospitalization
CRITICAL	2. Severity mismatch for ivermectin treatment but not for any other medication or control
CRITICAL	3. ER results unreliable, not related to symptoms
CRITICAL	4. Mismatch with reported death and symptoms
CRITICAL	5. Ivermectin vs. placebo symptoms consistent with efficacy
CRITICAL	6. Multiple outcomes missing, including time to recovery
CRITICAL	7. Hypoxemia results unreliable but prioritized
CRITICAL	8. Adverse events suggest authentic ivermectin not taken
CRITICAL	9. Major event counts differ between paper and registry
CRITICAL	10. Baseline data differs between paper and registry
CRITICAL	11. Control group includes metformin, adjustment protocol violation
CRITICAL	12. Primary outcome changes
CRITICAL	13. All 7 secondary outcomes deleted
CRITICAL	14. Metformin/fluvoxamine conclusions opposite of Together Trial, but matching earlier studies on each team
CRITICAL	15. Author claims results from 628 researchers should be censored for false information
CRITICAL	16. Administration on an empty stomach
CRITICAL	17. Results delayed 6 months (including life-saving metformin results)
CRITICAL	18. Subject to participant fraud
SERIOUS	19. Fewer comorbidities for serious outcomes
SERIOUS	20. Control arm results very different between treatments
SERIOUS	21. COVID-19 specific symptoms hidden in appendix
SERIOUS	22. Authors claim placebo is not better than the treatments

SERIOUS	23. Incorrect claim that no treatment reduced severity
SERIOUS	24. False conclusion
SERIOUS	25. Trial outcomes modified
SERIOUS	26. Very high percentage of missing data
SERIOUS	27. Medication delivery varied significantly
SERIOUS	28. Treatment 3 days for ivermectin, 14 days for metformin and fluvoxamine
SERIOUS	29. SAP dated after trial
SERIOUS	30. Test requirement and delivery prohibits early treatment
SERIOUS	31. Conclusion modified by journal
SERIOUS	32. Symptom results contradictory
SERIOUS	33. Adherence very low
SERIOUS	34. Inconsistent blinding statements
SERIOUS	35. Author indicates a best guess can be used for onset
MAJOR	36. Ivermectin from source chosen has shown lower efficacy
MAJOR	37. Highest mean age for ivermectin, lowest for placebo
MAJOR	38. Adherence subgroups analysed but not reported
UNKNOWN	39. Maximum symptom duration not clear
UNKNOWN	40. No discontinuation due to hospitalization for ivermectin
COMMENT	41. Authors indicate up to 5 day delay in real-world usage

Author responses

17. Results sent to the US government [twitter.com \(BH\)](https://twitter.com/BH). Note most people live outside the US, and there was no action. No response for all other items

Ivermectin vs. placebo analysis - 61% lower hospitalization. Authors include metformin patients in the control group, allowing details of adjustments to affect results. Using standard treatment (ivermectin only) vs. placebo analysis shows more favorable results for ivermectin, with 61% lower hospitalization, or 75% lower for patients with onset ≤5 days (not statistically significant with only 7 and 5 events). Authors note that *"hospitalization is perhaps the most accurate and well-documented end point"*.

Severity mismatch for ivermectin treatment but not for any other medication or control. The table shows the percentage of patients reporting severe dyspnea for each active treatment and respective control. We expect that patients reporting ER visits would be more likely to experience severe dyspnea. This is true for all cases except for ivermectin treatment, suggesting unlucky randomization for ivermectin treatment, or a potential data error. The percentages are with respect to the total number of patients reporting symptom data in each case.

	<i>Ivermectin active</i>	<i>Ivermectin control</i>	<i>Metformin active</i>	<i>Metformin control</i>	<i>Fluvoxamine active</i>	<i>Fluvoxamine control</i>
ER	0.0%	9.1%	13.3%	10.0%	10.0%	14.3%
Non-ER	6.1%	6.9%	8.0%	7.8%	6.4%	8.4%

ER results unreliable, not related to symptoms. Authors detail why the main hypoxemia results are unreliable, however the ER results appear to be similarly uninformative. ER visits do not appear to be related to symptoms. The mean total COVID-19 symptom score for patients reporting an ER visit is 55 compared to 56 for patients reporting no ER visit (or hospitalization/death). Visualization of the ER patient symptoms raises the question of why most of them went to the ER. Of the 26 patients reporting an ER visit and symptom data, only one ever reported severe dyspnea, 5 more reported at most moderate dyspnea, 11 more reported at most mild dyspnea, and 9 reported no dyspnea at any


time. ER patients were less likely to report severe or moderate dyspnea. The decision to go to the ER appears to be more of a personal preference rather than based on symptoms. Patients that signed up for the trial may be especially concerned about PASC for example, and seek help based on potential future problems rather than current symptoms.

Maximum dyspnea severity	ER patients	Non-ER/hosp./death patients
Severe	3.8%	6.5%
Moderate	19.2%	22.2%

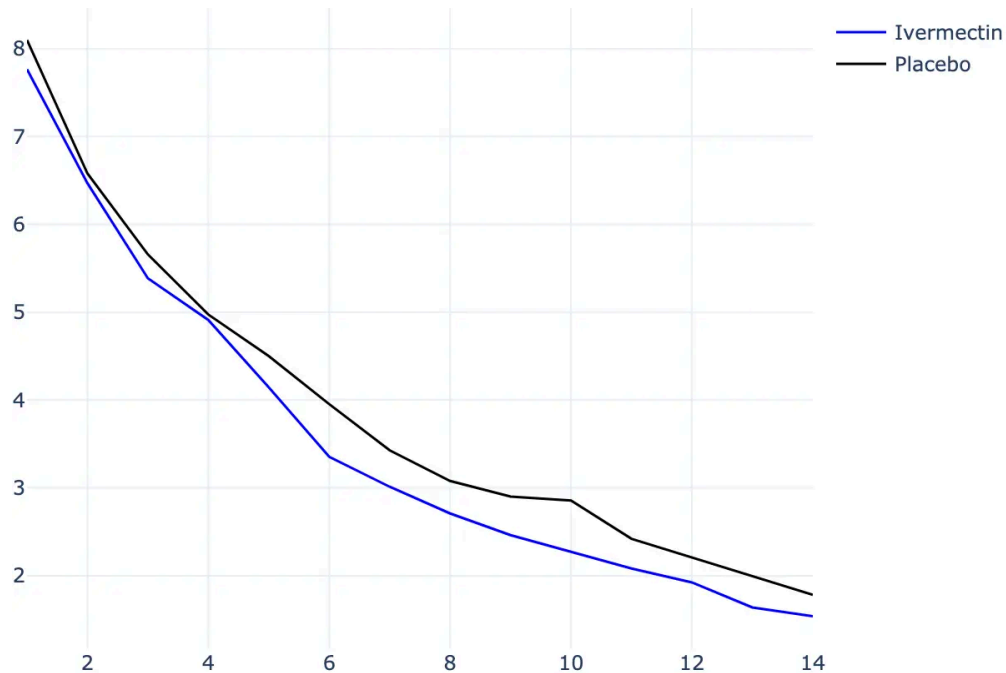


Mismatch with reported death and symptoms. There was only one death for a patient that was treated very late (7 days). The patient was not hospitalized. The death is reported within 14 days, however the patient reported symptom data for all 14 days, showing substantial recovery several days prior, with only 2 of 14 symptoms remaining and reported as mild. Data suggests that the death was not due to COVID-19.





Ivermectin vs. placebo symptoms consistent with efficacy. Authors include metformin patients in the control group, allowing details of adjustments to affect results. Using standard treatment vs. placebo analysis gives the mean COVID-19 symptom scores below, matching expectation for an effective treatment with the low-risk fast recovering population (note that administration on an empty stomach is expected to delay the time when therapeutic effects may be reached).



Multiple outcomes missing, including time to recovery. Multiple outcomes are missing, for example time to recovery (where ACTIV-6 showed superiority of ivermectin): "Time to meaningful recovery (symptoms or severity improved by one category and sustained for at least 36 hours)" (protocol page 91). Notably, the definition is less biased than the ACTIV-6 definition, including improvement by one category, making allowance for mild fatigue and cough, and requiring 36 hours sustained rather than 3 days. More notably, the result is not reported.

Hypoxemia results unreliable but prioritized. Authors detail why the hypoxemia results are unreliable [vimeo.com \(E\)](#) @28:30, however they are still prioritized in the presentation, and included in the abstract without mentioning that these results are unreliable.

Adverse events suggest authentic ivermectin not taken. Adverse events were notably not reported in the paper, other than to note none were serious. Partial information is contained in Table S2 and Figure S5. Notably, there is no significant increase for ivermectin for any of the expected side effects, in contrast to other trials, e.g. *Lim*. These results are unexpected if patients received and took authentic ivermectin at the dosage indicated. Adverse events have been reported to [clinicaltrials.gov](#), which shows only one adverse event (neuropathy) for all 410 ivermectin patients, which does not match Table S2 [clinicaltrials.gov \(I\)](#).

Major event counts differ between paper and registry. The main outcome event numbers are different between the paper and the [clinicaltrials.gov](#) registry. Some differences are expected - [clinicaltrials.gov](#) shows events for each arm while the paper hides information by using control groups with other treatments instead of placebo comparisons. However, expected matches are different. For example, the paper shows 8/652 hospitalization or death for metformin, while the registry shows 18/652 for all treatment groups with metformin [clinicaltrials.gov \(I\)](#). It appears that authors attempted to submit the combined data that hides the individual arm results (which show lower hospitalization for ivermectin versus placebo) but their submission was not allowed and they subsequently submitted false data. For discussion see [twitter.com \(BI\)](#).

Baseline data differs between paper and registry. The baseline data is different between the paper and the clinicaltrials.gov registry. For example, for ivermectin the paper shows 19/410 Asian patients, while the registry shows 13/410 clinicaltrials.gov (I). For metformin, the numbers are 25/663 and 18/663.

Control group includes metformin, adjustment protocol violation. The "control" group includes patients receiving metformin, which is known to be beneficial for COVID-19 [c19early.org](https://early.org) (E). Authors present adjusted results however they do not appear to fully account for metformin efficacy. For example, the adjusted result for ivermectin ER/hosp./death is close to the unadjusted result, while a greater difference would be expected based on the metformin efficacy reported (which is not expected to be doubled in the metformin + ivermectin arm). The trial has 5 treatments arms, but is presented as if there was 3, which adds complexity, makes the results subject to potential interactions between treatments, and introduces the potential for investigator bias in adjustments. Notably, the protocol specifies primary and secondary adjustments (page 74), and the paper reports only one set of adjustments, which matches neither the primary or secondary adjustments in the protocol.

Primary outcome changes. The primary outcome was changed around and after the end of recruitment classic.clinicaltrials.gov, classic.clinicaltrials.gov (B).

All 7 secondary outcomes deleted. All 7 secondary outcomes were deleted in the clinicaltrials.gov registry on April 18, 2023 classic.clinicaltrials.gov (B).

Metformin/fluvoxamine conclusions opposite of Together Trial, but matching earlier studies on each team. The Together trial and COVID-OUT both tested metformin and fluvoxamine. Notably, they came to opposite conclusions. In Together, authors found efficacy for fluvoxamine, but the metformin results were so negative that the trial was terminated early. In COVID-OUT it was the opposite, authors (although not the journal editor) found efficacy for metformin, while the fluvoxamine results were so negative that the trial was terminated early twitter.com (AD). Note that the Together authors include researchers that found fluvoxamine effective in earlier studies, while the COVID-OUT authors include researchers that found metformin effective in earlier studies.

Author claims results from 628 researchers should be censored for false information. 62 studies by 628 scientists report statistically significant positive results for ivermectin treatment of COVID-19 c19ivm.org (R). One author claimed that a report of positive results is "disinformation" and distributed a request to report and censor the author twitter.com (AE), twitter.com (AF), twitter.com (AG). While discussion is warranted for all studies, a call for censorship of results is extreme and raises questions. Author provides no basis for the results of the 628 scientists being wrong and warranting of censorship, and there is no indication that author has even read most of the studies. Author cherry-picked two of 102 studies, (COVID-OUT and ACTIV-6 *Bramante*, *Naggie*, both very high COI studies with an extensive list of issues and very delayed treatment) and claimed that "no benefit of ivermectin was observed" twitter.com (AH). In addition to ignoring the 62 studies reporting statistically significant positive results, ACTIV-6 c19ivm.org (S) reported a posterior probability that ivermectin is effective of 99%, 98%, and 97% for mean time unwell, clinical progression @14 days, and clinical progression @7 days (even though none of the pre-specified primary outcomes were reported, and noting that these preprint results were changed without explanation), and COVID-OUT showed 61% lower hospitalization with ivermectin vs. placebo (not including metformin), although this was not reported.

Administration on an empty stomach. Authors instructed patients to take ivermectin on an empty stomach, but other treatments with food. *Guzzo* show that the plasma concentration of ivermectin is much higher when administered with food (geometric mean AUC 2.6 times higher). "Ivermectin or matching placebo should be taken by mouth on an empty stomach with water. 1 hour before or 2 hours after a meal. All other agents should be taken by mouth at the end of a balanced snack or small meal."

Results delayed 6 months (including life-saving metformin results). Results were delayed for 6 months with no explanation, with followup ending Feb 14, 2022. Results were not presented until July 8 rethinkingclinicaltrials.org (B), and they were still not available to the public due to a news embargo for over a month. Embargo and delay of clinical trial results during a pandemic is not consistent with a goal of minimizing mortality and morbidity. Notably authors report very positive results for metformin (although journal editors changed the conclusion as below).

Subject to participant fraud. The self-reported design and absence of professional medical examination opens this kind of remote trial to participant fraud, which may be significant due to extreme politicization in the study country. Participant fraud has been reported for two other remote trials with a shared author academic.oup.com, [Lindsell](#), involving submission of fake surveys and repeated signups.

Fewer comorbidities for serious outcomes. Patients experiencing serious outcomes are expected to be more likely to have comorbidities, however the opposite is seen.

<i>Outcome</i>	<i>Comorbidity prevalence</i>
Non-ER/hosp./death	53%
ER	45%
Hospitalization	12.5%
Death	0%

Control arm results very different between treatments. Control arm results are very different between treatments, for example considering hospitalization/death, this was 1.0% for ivermectin treatment vs. 2.7% for metformin control, however it was 1.3% for the ivermectin control. The metformin arm started earlier, however the difference in outcomes is very large given that most patients are in the shared period.

COVID-19 specific symptoms hidden in appendix. Authors present results for all symptoms in Figure 2, and for COVID-19 symptoms in the appendix Figure S4. Notably, the COVID-19 specific results are better for ivermectin and especially for fluvoxamine.

Authors claim placebo is not better than the treatments. Authors state: *Neither overall symptoms nor Covid-19-specific symptoms were reduced faster with placebo than with any of the trial drugs.* This may be true, Figure S4 shows symptoms were reduced faster with all treatments (with ivermectin and fluvoxamine showing greater improvement than metformin), but the reverse claim is very unusual — placebo is not expected to be better. Note that the graphs and data refer to the control groups including other treatments, while the statement refers to placebo only.

Incorrect claim that no treatment reduced severity. Authors claim that *"None of the trial drugs resulted in a lower severity of symptoms than identically matched placebo."* The intended meaning — compared to the "control" groups used, since that is the data reported — is incorrect, multiple results show lower severity in the treatment groups in terms of the symptom scores and severity resulting in hospitalization. Individual results may not reach statistical significance, however ER/hosp./death does in the larger metformin group.

False conclusion. Authors claim *"None of the three medications that were evaluated prevented the occurrence of hypoxemia, an emergency department visit, hospitalization, or death associated with Covid-19."* Taking the literal wording, this is false, there were no deaths with fluvoxamine. Taking the likely meaning (no treatment reduced incidence of these events), this is false, reduced incidence is seen in several results (mostly without statistical significance).

Trial outcomes modified. Trial outcomes were changed on January 20, 2022 clinicaltrials.gov (J), and again on March 2, 2022 clinicaltrials.gov (K).

Very high percentage of missing data. There is a very high percentage of missing data. 25% of patients have zero symptom data reported for all 14 days in the data file. This does not match the paper which reports 20% of patients did not contribute symptom data (Figure 2).

Medication delivery varied significantly. Medication delivery varied significantly over the trial. In this presentation vimeo.com (F), author indicates that delivery was initially local, later via FedEx, was much slower in August, there were delays due to team bandwidth issues, and they only realized they could use FedEx same day delivery in September.

Treatment 3 days for ivermectin, 14 days for metformin and fluvoxamine. Treatment was 14 days for metformin and fluvoxamine, but only 3 days for ivermectin.

SAP dated after trial. The SAP is dated February 14, 2022, which authors note is one day before unblinding. However, the protocol notes that the statisticians are unblinded: "*There is one unblinded statistician with two unblinded supporting statisticians on the study team*", and "*All analyses will be carried out by the un-blinded statisticians*". The protocol also notes that the SAP will be developed by unblinded statisticians in one case, and blinded in a second case: "*detailed statistical analysis plan will be developed by the unblinded statisticians*", and "*statistical analysis plan will be developed by the blinded statistician*."

Test requirement and delivery prohibits early treatment. The requirement for a positive test and delivery of medication introduces substantial delay and largely excludes the possibility of early treatment. The protocol requires verifiable results using a local laboratory standard which excludes most home antigen tests (supplementary data page 5). Note that the trial results do not generalize to real-world usage, where clinicians recommend treatment immediately on symptoms.

Conclusion modified by journal. Author statements indicate that the conclusion was modified by the journal twitter.com (BJ), twitter.com (BK).

Symptom results contradictory. Authors consider only metformin results to be positive (the journal editor considers none to be positive), however the symptom results in Figure S4 show the opposite: ivermectin and fluvoxamine show faster improvement (without statistical significance), while no difference is seen for metformin.

Adherence very low. Adherence was very low, with 77% overall reporting 70+% adherence, and 85% for ivermectin reporting 70+% adherence. An author has claimed 85% took all doses but that is contradicted by the 20% reported "Total Interruption or Discontinuation" in Table S2. Numbers for 100% adherence are not provided.

Inconsistent blinding statements. Protocol page 12 states that "*The research team statisticians will remain blinded*", while the supplementary data page 40 states that "*There is one unblinded statistician with two unblinded supporting statisticians on the study team*".

Author indicates a best guess can be used for onset. One author suggests that investigators can use a "*best guess*" if a patient gives a range for time of onset, which would allow a biased investigator to present an incorrect lower average time from onset twitter.com (BL).

Ivermectin from source chosen has shown lower efficacy. Authors chose to source ivermectin from Edenbridge, which ranked 7 out of 11 brands in In Vitro tests for antiparasitic efficacy [Williams](https://www.williams.com), requiring 5 days compared to 2 days for the best performing brand, and 3 days for 4 other brands.

Highest mean age for ivermectin, lowest for placebo. All treatment groups show the same median age (46) in the paper, however the clinicaltrials.gov registry shows the mean ages, and the mean is notably higher in the ivermectin only group (48) versus all other groups, suggesting a skew towards older patients specifically in the ivermectin only group. The control median age for ivermectin is 45 in the paper, while the placebo mean age in the registry is 42, while no other group has a mean age below 46. There is a large difference between the ivermectin and placebo mean ages (48 vs. 42), which is hidden in the paper which shows median 46 vs. 45 ivermectin vs. control

Adherence subgroups analysed but not reported. Authors indicate they performed subgroup analysis by adherence vimeo.com (E) @18:30, however these results have not been reported.

Maximum symptom duration not clear. The protocol excludes patients with >7 days of symptoms, i.e. patients 7 days from onset are included. The paper claims "*less than 7 days*" in one instance and "*within 7 days*" in another. The presentation reports "<7 days" vimeo.com (E).

No discontinuation due to hospitalization for ivermectin. Table S2 shows 9 placebo patients discontinued treatment due to hospitalization, compared to zero for ivermectin. While ivermectin patients only received 3 days treatment, they received placebo tablets for the remaining days. If this number is only counting discontinuation during the first three

days, the result highlights that treatment was stopped before any patients were hospitalized. The protocol notes "Study drug will be stopped at the time of hospitalization for any reason".

Authors indicate up to 5 day delay in real-world usage. Authors note up to 11 days treatment delay with a remote clinical trial compared to up to 5 day for "real-world use" [vimeo.com \(E\) @43:00](#), where the 5 days derives from testing and medical system delays. However, logical real-world use, as used in many locations, is to have the treatment on hand to take immediately.

López-Medina et al.

Effect of Ivermectin on Time to Resolution of Symptoms Among Adults With Mild COVID-19: A Randomized Clinical Trial

SEE ALSO

[The Publication of Fraudulent Ivermectin Trials by the High Impact Medical Journals](#)

[The Potemkin Argument, Part VI: The Ballad of Lopez-Medina](#)

[More Fraud Uncovered In The Lopez-Medina Ivermectin Trial Published In JAMA](#)

Phone survey based RCT with low risk patients, 200 ivermectin and 198 control, showing lower mortality, lower disease progression, lower treatment escalation, and faster resolution of symptoms with treatment, without reaching statistical significance. Authors find the results of this trial alone do not support the use of ivermectin. However the effects are all positive, especially for serious outcomes which are unable to reach statistical significance with the very small number of events in the low risk population.

An open letter, signed by >100 physicians, concluding this study is fatally flawed can be found at [jamaletter.com](#).

With the low risk patient population, there is little room for improvement with an effective treatment - 59/57% (IVM/control) recovered within the first 2 days to either "no symptoms" or "not hospitalized and no limitation of activities"; 73/69% within 5 days. Less than 3% of all patients ever deteriorated.

The primary outcome was changed mid-trial, it was originally clinical deterioration, which is more meaningful, and shows greater benefit. The new outcome of resolution of symptoms includes "not hospitalized and no limitation of activities" as a negative outcome and is not very meaningful in terms of assessing how much treatment reduces serious outcomes. Using this measure could completely invalidate results - for example a treatment that eliminates all COVID-19 symptoms but has a temporary minor adverse event could be seen as worse.

Authors state that "preliminary reports of other randomized trials of ivermectin as treatment for COVID-19 with positive results have not yet been published in peer-reviewed journals", however there were 8 peer-reviewed RCTs with positive effects published prior to this paper (and 19 total peer-reviewed studies with positive effects).

Authors advised taking ivermectin on an empty stomach, reducing lung tissue concentration by ~2.5x [Guzzo](#).

76 patients were excluded due to control patients receiving ivermectin. However, there was a similar percentage of adverse events like diarrhea, nausea, and abdominal pain in both treatment and control groups. These are potential non-serious side effects of treatment and suggest that it is possible that many more control patients received some kind of treatment.

No pre-registered protocol documentation has been found, the same organization is associated with other COVID trials with extremely high financial conflicts of interest with this trial, and the official registration shows a different code to the paper (IVE-PA_CEIP vs. PI-CEP-1390) [twitter.com \(BM\)](#).

Ivermectin was widely used in the population and available OTC at the time of the study. The paper claims that patients were excluded if they used ivermectin within the last 5 days, however this conflicts with the trial registration which shows that use of ivermectin within the previous 2 days was an exclusion criterion. A post-hoc change to 5 days was made on December 16, 2020 [clinicaltrials.gov \(L\)](#), [twitter.com \(BN\)](#), which is after enrollment ended (July 15 to

November 30, 2020). Ivermectin may retain efficacy far beyond 2 or 5 days. Note that, with 75% of patients having symptoms for 4+ days at baseline, the trial registration allows patients to take ivermectin for a few days after symptoms and then join the placebo arm two days later [twitter.com \(BO\)](#).

The study reports 11.5% blurry vision with ivermectin, consistent with known side effects. However, the study also reports 11.6% blurry vision in the placebo group, which is not consistent with expected side effects of placebo. One possible explanation is that many placebo patients received ivermectin.

This study reportedly has an ethical issue whereby participants were told the study drug was "D11AX22" [trialsitenews.com \(G\)](#). The editor-in-chief of JAMA initially offered to help with this issue, but later indicated that "JAMA does not review consent forms", however the lead author reportedly confirmed the issue [francesoir.fr](#), [trialsitenews.com \(H\)](#), [trialsitenews.com \(I\)](#).

The study protocol specifically allows "the use of other treatments outside of clinical trials". The paper provides no information on what other treatments were used, but other treatments were commonly used at the time. Additionally, the control group did about 5x better than anticipated for deterioration, also suggesting that the control patients used some kind of treatment. Patients that enroll in such a study may be more likely to learn about and use other treatments, especially since they do not know if they are receiving the study medication.

The study protocol was amended 4 times. Amendments 2-4 are provided but amendment 1 is missing. Amendment 2 increased the inclusion criteria to within 7 days of onset, including more later stage patients and reducing the expected effectiveness. The trial protocol lists "the duration of supplemental oxygen" as an outcome but the results for this outcome are missing.

RCTs have a fundamental bias against finding an effect for interventions that are widely available — patients that believe they need treatment are more likely to decline participation and take the intervention ^{Yeh}, i.e., RCTs are more likely to enroll low-risk participants that do not need treatment to recover (this does not apply to the typical pharmaceutical trial of a new drug that is otherwise unavailable). This trial was run in a community where ivermectin was available OTC and very widely known and used.

Grants and/or personal fees, including in some cases during the conduct of the study, were provided by Sanofi Pasteur, GlaxoSmithKline, Janssen, Merck, and Gilead. For more details see [trialsitenews.com \(J\)](#).

For other confounding issues see [osf.io \(B\)](#) and additional issues can be found in the comments of the article [jamanetwork.com \(C\)](#). Re-analysis of the raw data has been reported to show a significant positive effect [twitter.com \(BP\)](#).

Vallejos et al.

Ivermectin to prevent hospitalizations in patients with COVID-19 (IVERCOR-COVID19) a randomized, double-blind, placebo-controlled trial

SEE ALSO

The Publication of Fraudulent Ivermectin Trials by the High Impact Medical Journals

With only 7% hospitalization, this trial is underpowered. The trial primarily includes low-risk patients that recover quickly without treatment, leaving minimal room for improvement with treatment. 74 patients had symptoms for ≥ 7 days. Among the 7 patients requiring ventilation, authors note that the earlier requirement in the ivermectin group may be due to those patients having higher severity at baseline. However, authors know the answer to this - it is unclear why it is not reported. There were more adverse events in the placebo group than the ivermectin group, suggesting a possible issue with dispensing or non-trial medication usage. 25+% of patients were hospitalized within 2/3 days for the placebo/treatment groups (Figure S2).

The companion prophylaxis study *IVERCOR PREP* has reported results in the press and an online presentation [lanacion.com.ar](#), [twitter.com \(BQ\)](#), however these results have not yet been formally published. The prophylaxis study results are very positive and statistically significant, and would be expected to receive priority publication due to the predicted

impact on the pandemic and confirmation of previous prophylaxis studies. The lack of formal publication suggests a negative publication bias that may be due to politicization in the authors' location.

Authors pre-specify multivariate analysis but do not present it, however multivariate analysis could significantly change the results. Consider for example if just a few extra patients in the ivermectin group were in severe condition based on baseline SpO2. The lower mean SpO2 in the ivermectin group, and the shorter time to ventilation, are consistent with this being the case. Additionally, there are 14% more male patients in the ivermectin group.

An extremely large percentage of patients (55%) were excluded based on ivermectin use in the last 7 days. However, ivermectin may retain efficacy much longer (for example antiparasitic activity may persist for months ^{Canga}). A significant number of patients may also misrepresent their prior and future usage — the population is clearly aware of ivermectin, and patients with progressing disease may be motivated to take it, knowing that they may be in the control group. Another report states that 12,000 patients were excluded for recent use of ivermectin ^{scidev.net}).

RCTs have a fundamental bias against finding an effect for interventions that are widely available — patients that believe they need treatment are more likely to decline participation and take the intervention ^{Yeh}, i.e., RCTs are more likely to enroll low-risk participants that do not need treatment to recover (this does not apply to the typical pharmaceutical trial of a new drug that is otherwise unavailable). This trial was run in a community where ivermectin was very widely known and used.

For other issues see trialsitenews.com (K).

Beltran Gonzalez et al.

Efficacy and Safety of Ivermectin and Hydroxychloroquine in Patients with Severe COVID-19: A Randomized Controlled Trial

Another study reports results on a larger group of patients in the same hospital, showing ivermectin mortality RR 0.81 [0.53-1.24] ^{Guzman}.

Questions have been raised about this study and the early termination of the study and discontinuation of treatments, because the hospital statistics show a dramatically lower (~75%) case fatality rate during the period of the study ^{web.archive.org (N)} (data from gob.mx).

Date	Cases	Deaths	CFR
3/2020	2	1	50%
4/2020	4	1	25%
5/2020	13	1	8%
6/2020	37	2	5%
7/2020	65	5	8%
8/2020	79	23	29%
9/2020	54	12	22%
10/2020	62	21	34%
11/2020	80	26	33%
12/2020	41	13	32%

Several other inconsistencies have been reported ^{Chamie}.

Although the data from this study is reported to be available and has been shared with an anti-treatment group, independent researchers have been unable to obtain the data for verification ^{Chamie, twitter.com (BR)}.

SEE ALSO

The Publication of Fraudulent Ivermectin Meta-Analyses and Editorials by the High-Impact Medical Journals

The uses and abuses of systematic reviews: the case of ivermectin in Covid-19

Rapid Response: Ivermectin in Covid-19

This meta analysis is designed to exclude most studies. Authors select a small subset of studies, with a majority of results based on only 1 or 2 studies. Authors split up studies which dilutes the effects and results in a lack of statistical significance for most outcomes. Authors perform 16+ meta analyses with very few studies in each analysis, and do not combine the evidence from all studies. However, we can consider the probability of the observed results across all outcomes.

Authors find positive results for 11 of 12 primary efficacy outcomes with events, or 16 of 18 including secondary outcomes. One of the primary outcomes and two of the secondary outcomes show statistically significant improvements in isolation. If we assume independence, the probability that 11+ of 12 primary efficacy outcomes were positive for an ineffective treatment is $p = 0.003$. For 16+ of 18 outcomes we get $p = 0.0007$. This simple analysis does not take into account the magnitude of positive effects, or the dependence due to some studies contributing multiple outcomes, however observation suggests that a full analysis of the combined evidence is likely to show efficacy.

The study is entirely retrospective in the current version. The protocol is dated April 20, 2021, and the most recent study included is from March 9, 2021. The protocol was modified after publication in order to include a close to null result (*Beltran Gonzalez* "patients discharged without respiratory deterioration or death at 28 days"), so the current protocol is dated July 28, 2021.

Authors excluded many studies by requiring results at a specific time, for example mortality, ventilation, etc. required results at exactly 28 days. Authors excluded all prophylaxis studies by requiring results at exactly 14 days.

Studies comparing with other medications were excluded, however these studies confirm efficacy of ivermectin. The only case where they could overstate the efficacy of ivermectin is if the other medication was harmful. There is some evidence of this for excessive dosage/very late stage use, however that does not apply to any of the studies here.

Studies using combined treatment were excluded, even when it is known that the other components have minimal or no effect. 3 of 4 RCTs with combined treatment use doxycycline in addition, which was shown to have no significant effect in *Butler (B)*. Other studies were excluded by requiring PCR confirmation.

Authors are inconsistent regarding active comparators. They state that hydroxychloroquine "does not work", yet excluded trials comparing ivermectin to a drug they hold to be inactive. On the other hand, remdesivir was an acceptable comparator, although it is considered to be effective standard of care in some locations *Fordham*.

Authors fail to recognize that Risk of Bias (RoB) domains such as blinding are far less important for the objective outcome of mortality.

Authors include *Beltran Gonzalez* as "moderate" COVID-19, however patients in this study were in severe condition (baseline SatO2 83).

Fordham summarizes several problems:

- unsupported assertions of adverse reactions to ivermectin, and the outdated claim that unsafe dosing would be needed to be effective;
- a demand for PCR or antigen testing, without analysis of reliability and not universally available even in developed countries at the start of the pandemic;

- contradictions in the exclusion criteria, including placebo and approved SoC comparators, but rejecting hydroxychloroquine, though held to be ineffective (and an approved SoC in some jurisdictions);
- inclusion of “deemed active” comparators whilst excluding “potentially active” ones;
- exclusion of combination therapies, though the norm among practising clinicians;
- the rejection of other than RCTs when the objective is a “complete evidence profile”;
- arbitrary time-points for outcome measures, excluding non-compliant trials;
- fragmentation of data by location of care under varying hospitalisation criteria;
- the resulting focus on a small fraction of the available clinical evidence, with most comparisons based on single studies with no meta-analysis possible;
- a resulting inpatient mortality comparison with fewer patients than a June 2020 confounder-matched study;
- no conclusion on the headline mortality outcome, when multiple lines of evidence from elsewhere (including the WHO) point to significant mortality advantage.

Cochrane was reputable in the past, but is now controlled by pharmaceutical interests. For example, see the news related to the expulsion of founder Dr. Gøtzsche and the associated mass resignation of board members in protest blogs.bmj.com, [bmj.com](https://www.bmj.com), en.x-mol.com. For another example of bias see ebm.bmj.com.

The BiRD group gave the following early comment: "Yesterday's Cochrane review surprisingly doesn't take a pragmatic approach comparing ivermectin versus no ivermectin, like in the majority of other existing reviews. It uses a granular approach similar to WHO's and the flawed Roman et al paper, splitting studies up and thereby diluting effects. Consequently, the uncertain conclusions add nothing to the evidence base. A further obfuscation of the evidence on ivermectin and an example of research waste. Funding conflicts of interests of the authors and of the journal concerned should be examined."

For discussion of issues added in the updated version see *Popp (B)*.

Revisions

Please submit updates and corrections at <https://c19ivm.org/meta.html>.

4/18: We added *Gao, Shahin*.

3/30: Updated discussion of pooled outcomes.

3/29: We added *Siripongboonsitti*.

3/9: Discussion updates.

2/29: We added *Hayward*.

2/23: RCT discussion updates.

2/12: We added *Oranu*.

1/24/2024: We updated the introduction.

12/27: We added *Mikamo*.

9/23: Preclinical updates.

8/10: Preclinical updates.

7/25: We added *Osati*.

7/17: We updated the introduction.

6/11: We added *Llenas-García*.

6/6: We added *Wada*.

4/21: We added *Munir*.

4/18: We updated *Desort-Henin* to the published version.

2/23: We updated *Schilling* to the journal version.

2/2: Scott Alexander response updates.

1/6/2023: We added *Desort-Henin, Sarojvisut*.

12/20: We updated the discussion of heterogeneity and RCTs.

12/15: We added the ACTIV-6 600µg/kg arm *Naggie (B)*.

12/9: We updated *de la Rocha* to the journal version.

10/27: We added *Ochoa-Jaramillo*.

10/21: We updated the ACTIV-6 trial to the journal version.

9/23: We added *Aref (B)*.

9/9: We added *Qadeer*.

8/18: We added *Bramante*.

7/26: We added *Schilling*.

6/24: We added *Mirahmadizadeh*.

6/16: We updated the ACTIV-6 analysis.

6/16: We added *Rezai, Rezai (B)*.

6/12: We added *Naggie*.

6/1: We updated the Together Trial analysis.

5/30: We added *George*.

5/30: We updated the Together Trial analysis.

5/27: We added *de la Rocha*.

4/25: SSC discussion updates.

4/17: We added a section on preclinical research.

4/16: We added discussion of the NIH recommendation.

4/9: We updated the Together Trial analysis.

4/8: We added *Ravikirti*.

4/5: We added preprint discussion based on *Zeraatkar*, and updated the Together Trial analysis.

4/2: We updated the Together Trial analysis.

3/30: We updated *Reis* to the journal version.

3/21: Strongyloides discussion updates.

3/3: We updated *Beltran Gonzalez* to the journal version.

3/2: We added *Soto*.

2/28: We added *Efimenko*.

2/25: We added *Thairu*.

2/23: We updated *Mayer* to the journal version.

2/18: We updated *Lim* to the journal version.

2/2: We added *Manomaipiboon*.

1/28: We added *de Jesús Ascencio-Montiel*.

1/21: We added *Zubair*.

1/17: We added an explanation of why funnel plot analysis is not valid in this case.

1/16: We added RCT viral clearance analysis and corrected missing symptomatic case results in the case analysis.

1/15: We updated *Kerr* to the journal version.

1/15: We corrected hospitalization group sizes in *Buonfrate*.

1/13: We added *Abbas, Baguma*.

1/11: We updated *Kerr* to the latest results, and added discussion of *Beltran Gonzalez*.

1/7/2022: We updated *Buonfrate* to the journal version, and we updated *Kerr* to the latest results.

12/31: We added *Shimizu*.

12/29: We added *Mustafa*.

12/26: We updated *Kerr* to the revised version of the paper.

12/16: We added *Jamir*.

12/11: We added *Kerr*.

12/8: We added analysis of the number of independent research groups reporting statistically significant positive results.

12/5: We added *Ferreira*.

12/5: We added *Rezk*.

12/3: A note on Bernigaud: continuity correction uses the reciprocal of the contrasting arm *Sweeting*, as detailed in the appendix. We previously limited the size of the control group when showing the total number of patients, however this was confusing for people that did not read the details, as discussed below. The full group size has always been used when computing the RR.

12/1: Strongyloides discussion updates.

11/30: We corrected *Ghuri* to use the event counts.

11/24: We added *Ozer*.

11/24: SSC discussion updates.

11/21: Strongyloides discussion updates.

11/20: Strongyloides discussion updates.

11/19: We added analysis by strongyloides prevalence, and updated it to match the revised classification used in the comparable analysis.

11/19: We added additional exclusion analyses in the supplementary data.

11/18: We incorrectly included *López-Medina* as a study not reporting use of steroids, however they report 6% usage in the control group.

11/18: We added *Samajdar*.

11/17: SSC response.

11/16: Discussion updates.

11/12: We now show the number of studies reporting statistically significant results for any outcome, primary outcomes, and the most serious outcome.

11/9: Discussion updates.

11/5: We added discussion of strongyloides, comparison with the recent molnupiravir approval, and notes on recruitment for remote outpatient delayed treatment trials.

11/3: We added *Lim*.

11/3: Discussion updates.

10/29: Discussion updates including GMK vitamin D analysis.

10/28: Discussion updates.

10/26: We updated the GMK response.

10/24: We added additional exclusion analyses for individual outcomes.

10/21: We added *Borody*.

10/19: Discussion updates.

10/18: *Ghuri* was updated to the journal version.

10/16: We added a summary plot for all results.

10/13: We added primary outcome analysis and additional exclusion analyses. Niaee et al. has been reported as pending retraction and has been removed. 10/27 update: the journal has reported that this is incorrect — no retraction is pending.

10/11: Discussion updates. Niaee et al. exclusion. Updates to the study notes including discussion of Vallejos et al. and additional issues in the Together Trial. Discussion of inherent bias in RCTs for widely available interventions.

10/8: Discussion updates.

10/7: Samaha et al. has been reported as pending retraction and has been removed. There was no significant change in the results.

10/4: Merck discussion updates.

9/29: We corrected a display error causing a few points to be missing in Figure 3.

9/27: We added *Mayer*.

9/24: We added a graph of variants over time for the Together Trial discussion and corrected outcome discussion for Popp et al.

9/22: Discussion updates.

9/20: Discussion updates.

9/18: We added *Buonfrate*, and updated discussion of the Together Trial.

9/17: We added study notes.

9/15: Discussion updates.

9/14: FDA discussion updates.

9/9: We added sensitivity analysis to compute the minimum number of studies that need to be excluded in order to avoid showing efficacy. Discussion updates.

9/7: Discussion updates.

9/6: We corrected *Espitia-Hernandez* to use the reported recovery time and added missing recovery and viral clearance results.

9/3: We updated discussion and excluded Carvallo et al. in the exclusion analysis.

8/27: We updated *Morgenstern (B)* with the journal version of the article.

8/26: We updated *Mohan* with the journal version of the article.

8/16: We updated *Reis* with event counts.

8/15: We updated discussion and made the abstract more concise.

8/12: We added *Elavarasi, Reis*.

8/8: We updated discussion in the responses.

8/6: We updated *Behera (B)* with the journal version of the article.

8/5: We added *Mondal*.

8/4: We added discussion of the FDA recommendation.

8/3: We added discussion in the responses section.

8/2: We added analysis restricted to serious outcomes and analysis restricted to recovery, and we added discussion in the responses section.

7/31: We added discussion in the responses section related to *in vitro* evidence and therapeutic concentrations.

7/29: We added discussion in the responses section.

7/20: We updated *Hashim* with the journal version of the article.

7/16: We updated *Ravikirti (B)* with the journal version of the article.

7/15: Elgazzar et al. was withdrawn by the preprint server and has been removed.

7/9: We added *Hazan (B)*.

7/8: We updated *Cadegiani* to the journal version.

7/6: We previously limited the size of the control group for *Bernigaud* when calculating the total number of patients, however this was confusing for many people that did not read the details. We now show the original counts and note the larger size of the control group in the text.

7/3: We added *Vallejos*.

7/2: We updated Niaee et al. to the journal version.

6/21: We added more information to the abstract.

6/19: We updated *Bryant* to the journal version.

6/19: *Beltran Gonzalez* was incorrectly included in the peer-reviewed analysis.

6/18: We added *Krolewiecki*.

6/15: We added *Aref*.

6/7: We added *Hariyanto*.

6/5: We added *Ahsan*.

6/2: We added *Abd-Elsalam*.

5/31: *Biber* was updated to the preprint.

5/26: Samaha et al. was updated to the journal version.

5/18: We added analysis of Merck's recommendation.

5/17: We added *Szente Fonseca*.

5/15: We updated the discussion of the WHO analysis.

5/13: We updated *Mahmud* to the journal version.

5/10: We added *Faisal*.

5/10: We added additional information in the abstract.

5/8: We added *Merino*.

5/7: We updated *Shahbaznejad* to the journal version, which includes additional outcomes not reported earlier.

5/6: We updated *Chahla* to the Research Square preprint.

5/6: We added a comparison of CDC recommendations.

5/6: We added mechanical ventilation and ICU admission analysis.

5/6: We updated discussion based on peer review including discussion of heterogeneity, exclusion based sensitivity analysis, and search criteria.

5/5: We updated *Okumuş* to the journal paper.

5/5: We previously limited the size of the control group in *Bernigaud* to be the same as the treatment group for calculation of the total number of patients. This is now also reflected and noted in the forest plots.

5/4: We added *Loue*.

4/30: We added analysis of the WHO meta analysis and updated *Kory* to the journal version.

4/28: We added the WHO meta analysis results for comparison.

4/27: We added analysis restricted to hospitalization results and a comparison with the evidence base used in the approval of other COVID-19 treatments.

4/26: We added notes on heterogeneity.

4/25: We updated *Biber* to the latest results reported at the International Ivermectin for Covid Conference.

4/18: We updated *Morgenstern* to the preprint.

4/16: We added *Morgenstern*.

4/14: We added *Seet*.

4/10: We added *Kishoria*.

4/9: We corrected a duplicate entry for *Bukhari*.

4/7: We identified studies where minimal detail is currently available in the forest plots.

4/5: We added *Mourya*.

4/4: We added event counts to the forest plots.

3/31: We updated *Chahla (B)* to the preprint.

3/30: We added *Chahla*.

3/28: We highlighted and added discussion for studies that use combined treatments.

3/26: We added *Tanioka*.

3/25: We added *Huvemek*.

3/17: We added *Nardelli*.

3/12: We added *Bryant, Roy*.

3/10: We added *Pott-Junior*.

3/6: We added *Chowdhury* and we identify studies that compare with another treatment.

3/5: We added discussion of pooled effects (we show both pooled effects and individual outcome results).

3/4: We added *López-Medina*, and we added more information in the abstract.

3/3: We updated the graphs to indicate the time period for the dosage column, now showing the dosage over one month for prophylaxis and over four days for other studies.

3/2: We updated *IVERCOR PREP* with the latest results *Vallejos (B)*.

2/27: We added analysis restricted to peer reviewed studies.

2/24: We added a comparison of the evidence base and WHO approval status for the use of ivermectin with scabies and COVID-19. We updated *Okumuş* with the Research Square preprint.

2/23: We added *Beltran Gonzalez*.

2/18: We updated *Babalola* to the journal version of the paper.

2/17: We added *Elalfy*, and we added analysis restricted to viral clearance outcomes, and mortality results restricted to RCTs.

2/16: We updated *Behera* to the journal version of the paper.

2/15: We added *Behera (B)*.

2/14: We added analysis restricted to COVID-19 case outcomes, and we added additional results in the abstract.

2/12: We added *Biber*.

2/11: We added more details on the analysis of prospective vs. retrospective studies.

2/10: We added *Lima-Morales*.

2/5: We updated *Bukhari* to the preprint.

2/2: We added *Mohan*.

1/26: We updated *Shouman* with the journal version of the article.

1/25: We updated *IVERCOR PREP* with the recently released results.

1/19: We added *Shahbaznejad* and Samaha et al. *Chaccour (B)* was updated to the journal version of the paper.

1/17: We added *Bukhari*.

1/16: We moved the analysis with exclusions to the main text, and added additional commentary.

1/15: We added the effect measured for each study in the forest plots.

1/12: We added *Okumuş*.

1/11: We added *Chahla (B)*.

1/10: We put all prophylaxis studies in a single group.

1/9: We added *Ravikirti (B)*. Due to the much larger size of the control group in *Bernigaud*, we limited the size of the control group to be the same as the treatment group for calculation of the total number of patients.

1/7: We added direct links to the study details in the chronological plots.

1/6: We added *Babalola*.

1/5: We added direct links to the study details in the forest plots.

1/2/2021: We added dosage information and we added the number of patients to the forest plots.

12/31: We added additional details about the studies in the appendix.

12/29: We added meta analysis excluding late treatment.

12/27: We added the total number of authors and patients.

12/26: We added *Carvallo (B)*, *IVERCOR PREP*.

12/17: We added *Alam*.

12/16: We added *Ghuri*.

12/11: We added *Soto-Becerra*.

12/7: We added *Chaccour (B)*.

12/2: We added *Ahmed*.

11/26/2020: Initial revision.

Appendix 1. Methods and Data

We perform ongoing searches of PubMed, medRxiv, Europe PMC, ClinicalTrials.gov, The Cochrane Library, Google Scholar, Research Square, ScienceDirect, Oxford University Press, the reference lists of other studies and meta-analyses, and submissions to the site c19ivm.org, which regularly receives submissions of studies upon publication. Search terms are ivermectin and COVID-19 or SARS-CoV-2. Automated searches are performed twice daily, with all matches reviewed for inclusion. All studies regarding the use of ivermectin for COVID-19 that report a comparison with a control group are included in the main analysis. Sensitivity analysis is performed, excluding studies with major issues, epidemiological studies, and studies with minimal available information. This is a living analysis and is updated regularly.

We extracted effect sizes and associated data from all studies. If studies report multiple kinds of effects then the most serious outcome is used in pooled analysis, while other outcomes are included in the outcome specific analyses. For example, if effects for mortality and cases are both reported, the effect for mortality is used, this may be different to the effect that a study focused on. If symptomatic results are reported at multiple times, we used the latest time, for example if mortality results are provided at 14 days and 28 days, the results at 28 days have preference. Mortality alone is preferred over combined outcomes. Outcomes with zero events in both arms are not used, the next most

serious outcome with one or more events is used. For example, in low-risk populations with no mortality, a reduction in mortality with treatment is not possible, however a reduction in hospitalization, for example, is still valuable. Clinical outcomes are considered more important than viral test status. When basically all patients recover in both treatment and control groups, preference for viral clearance and recovery is given to results mid-recovery where available. After most or all patients have recovered there is little or no room for an effective treatment to do better, however faster recovery is valuable. If only individual symptom data is available, the most serious symptom has priority, for example difficulty breathing or low SpO₂ is more important than cough. When results provide an odds ratio, we compute the relative risk when possible, or convert to a relative risk according to *Zhang (B)*. Reported confidence intervals and *p*-values were used when available, using adjusted values when provided. If multiple types of adjustments are reported propensity score matching and multivariable regression has preference over propensity score matching or weighting, which has preference over multivariable regression. Adjusted results have preference over unadjusted results for a more serious outcome when the adjustments significantly alter results. When needed, conversion between reported *p*-values and confidence intervals followed *Altman, Altman (B)*, and Fisher's exact test was used to calculate *p*-values for event data. If continuity correction for zero values is required, we use the reciprocal of the opposite arm with the sum of the correction factors equal to 1 *Sweeting*. Results are expressed with RR < 1.0 favoring treatment, and using the risk of a negative outcome when applicable (for example, the risk of death rather than the risk of survival). If studies only report relative continuous values such as relative times, the ratio of the time for the treatment group versus the time for the control group is used. Calculations are done in Python (3.12.3) with *scipy* (1.13.0), *pythonmeta* (1.26), *numpy* (1.26.4), *statsmodels* (0.14.2), and *plotly* (5.21.0).

Forest plots are computed using *PythonMeta Deng* with the DerSimonian and Laird random effects model (the fixed effect assumption is not plausible in this case) and inverse variance weighting. Results are presented with 95% confidence intervals. Heterogeneity among studies was assessed using the *I*² statistic. Mixed-effects meta-regression results are computed with R (4.1.2) using the *metafor* (3.0-2) and *rms* (6.2-0) packages, and using the most serious sufficiently powered outcome. Forest plots show simplified dosages for comparison, these are the total dose in the first four days for treatment, and the monthly dose for prophylaxis, for a 70kg person. For full dosage details see below. For all statistical tests, a *p*-value less than 0.05 was considered statistically significant. *Grobid* 0.8.0 is used to parse PDF documents.

We have classified studies as early treatment if most patients are not already at a severe stage at the time of treatment (for example based on oxygen status or lung involvement), and treatment started within 5 days of the onset of symptoms. If studies contain a mix of early treatment and late treatment patients, we consider the treatment time of patients contributing most to the events (for example, consider a study where most patients are treated early but late treatment patients are included, and all mortality events were observed with late treatment patients). We note that a shorter time may be preferable. Antivirals are typically only considered effective when used within a shorter timeframe, for example 0-36 or 0-48 hours for oseltamivir, with longer delays not being effective *McLean, Treanor*.

We received no funding, this research is done in our spare time. We have no affiliations with any pharmaceutical companies or political parties.

Note that the size of the control group in *Bernigaud* is significantly larger than the treatment group. We previously limited the size to be the same as that of the treatment group for calculation of the number of patients, however this was confusing to many people that did not read the details.

A summary of study results is below. Please submit updates and corrections at <https://c19ivm.org/meta.html>.

Early treatment.

Effect extraction follows pre-specified rules as detailed above and gives priority to more serious outcomes. Only the first (most serious) outcome is used in pooled analysis, which may differ from the effect a paper focuses on. Other outcomes are used in outcome specific analyses.

Abbas, 12/31/2021, Double Blind Randomized Controlled Trial, placebo-controlled, China, peer-reviewed, 3 authors, study period May 2021 -

risk of death, 4.0% higher, RR 1.04, *p* = 1.00, treatment 1 of 99 (1.0%), control 1 of 103 (1.0%).

<p>August 2021, dosage 300µg/kg days 1-5, excluded in exclusion analyses: very minimal patient information, three different results for the recovery outcome, selective omission of the statistically significant recovery p-value, and other inconsistencies.</p>	<p>deterioration of 2 or more points, 40.5% lower, RR 0.59, $p = 0.54$, treatment 4 of 99 (4.0%), control 7 of 103 (6.8%), NNT 36.</p> <p>escalation of care, 14.9% lower, RR 0.85, $p = 0.82$, treatment 9 of 99 (9.1%), control 11 of 103 (10.7%), NNT 63.</p> <p>fever during study, 17.9% lower, RR 0.82, $p = 0.58$, treatment 15 of 99 (15.2%), control 19 of 103 (18.4%), NNT 30.</p> <p>risk of no recovery, 35.6% lower, RR 0.64, $p = 0.04$, treatment 26 of 99 (26.3%), control 42 of 103 (40.8%), NNT 6.9, primary outcome.</p> <p>recovery time, 30.8% lower, relative time 0.69, $p = 0.08$, treatment 99, control 103, primary outcome.</p>
<p><i>Ahmed</i>, 12/2/2020, Double Blind Randomized Controlled Trial, Bangladesh, peer-reviewed, mean age 42.0, 15 authors, average treatment delay 3.83 days, dosage 12mg days 1-5, the ivermectin + doxycycline group took only a single dose of ivermectin.</p>	<p>risk of unresolved symptoms, 85.0% lower, RR 0.15, $p = 0.09$, treatment 0 of 17 (0.0%), control 3 of 19 (15.8%), NNT 6.3, relative risk is not 0 because of continuity correction due to zero events (with reciprocal of the contrasting arm), day 7, fever, ivermectin (5 days), primary outcome.</p> <p>risk of unresolved symptoms, 62.7% lower, RR 0.37, $p = 0.35$, treatment 1 of 17 (5.9%), control 3 of 19 (15.8%), NNT 10, day 7, fever, ivermectin (1 day) + doxycycline.</p> <p>risk of no viral clearance, 75.6% lower, HR 0.24, $p = 0.03$, treatment 11 of 22 (50.0%), control 20 of 23 (87.0%), NNT 2.7, adjusted per study, inverted to make HR<1 favor treatment, day 7, ivermectin (5 days).</p> <p>risk of no viral clearance, 56.5% lower, HR 0.43, $p = 0.22$, treatment 16 of 23 (69.6%), control 20 of 23 (87.0%), NNT 5.8, adjusted per study, inverted to make HR<1 favor treatment, day 7, ivermectin (1 day) + doxycycline.</p> <p>risk of no viral clearance, 63.0% lower, HR 0.37, $p = 0.02$, treatment 5 of 22 (22.7%), control 14 of 23 (60.9%), NNT 2.6, adjusted per study, inverted to make HR<1 favor treatment, day 14, ivermectin (5 days).</p> <p>risk of no viral clearance, 41.2% lower, HR 0.59, $p = 0.19$, treatment 9 of 23 (39.1%), control 14 of 23 (60.9%), NNT 4.6, adjusted per study, inverted to make HR<1 favor treatment, day 14, ivermectin (1 day) + doxycycline.</p> <p>time to viral-, 23.6% lower, relative time 0.76, $p = 0.02$, treatment 22, control 23, ivermectin (5 days).</p> <p>time to viral-, 9.4% lower, relative time 0.91, $p = 0.27$, treatment 23, control 23, ivermectin (1 day) + doxycycline.</p>
<p><i>Aref</i>, 6/15/2021, Randomized Controlled Trial, Egypt, peer-reviewed, 7 authors, study period February 2021 - March 2021, dosage not specified, trial NCT04716569 (history).</p>	<p>relative duration of fever, 63.2% lower, relative time 0.37, $p < 0.001$, treatment 57, control 57, primary outcome.</p> <p>relative duration of dyspnea, 56.4% lower, relative time 0.44, $p <$</p>

	0.001, treatment 57, control 57.
	relative duration of anosmia, 68.8% lower, relative time 0.31, $p < 0.001$, treatment 57, control 57.
	relative duration of cough, 64.3% lower, relative time 0.36, $p < 0.001$, treatment 57, control 57.
	risk of no viral clearance, 78.6% lower, RR 0.21, $p = 0.004$, treatment 3 of 57 (5.3%), control 14 of 57 (24.6%), NNT 5.2.
	time to viral-, 35.7% lower, relative time 0.64, $p < 0.001$, treatment 57, control 57.
<p><i>Babalola</i>, 1/6/2021, Double Blind Randomized Controlled Trial, Nigeria, peer-reviewed, baseline oxygen required 8.3%, 10 authors, study period May 2020 - November 2020, dosage 12mg or 6mg q84h for two weeks, this trial compares with another treatment - results may be better when compared to placebo.</p>	adjusted risk of viral+ at day 5, 63.9% lower, RR 0.36, $p = 0.11$, treatment 40, control 20, adjusted per study, inverted to make RR<1 favor treatment.
	relative ΔSpO_2 (unadjusted), 41.5% better, RR 0.59, $p = 0.07$, treatment 38, control 18, figure 3.
	risk of no viral clearance, 58.0% lower, HR 0.42, $p = 0.01$, treatment 20, control 20, inverted to make HR<1 favor treatment, 12mg - Cox proportional hazard model.
	risk of no viral clearance, 40.5% lower, HR 0.60, $p = 0.12$, treatment 20, control 20, inverted to make HR<1 favor treatment, 6mg - Cox proportional hazard model.
	time to viral-, 49.2% lower, relative time 0.51, $p = 0.02$, treatment 20, control 20, 12mg, primary outcome.
	time to viral-, 34.4% lower, relative time 0.66, $p = 0.08$, treatment 20, control 20, 6mg.
<p><i>Biber</i>, 2/12/2021, Double Blind Randomized Controlled Trial, placebo-controlled, Israel, peer-reviewed, 10 authors, study period 12 May, 2020 - 31 October, 2020, average treatment delay 4.0 days, dosage 12mg days 1-3, 15mg for patients $\geq 70\text{kg}$, trial NCT04429711 (history).</p>	risk of hospitalization, 70.2% lower, RR 0.30, $p = 0.34$, treatment 1 of 47 (2.1%), control 3 of 42 (7.1%), NNT 20.
	risk of no viral clearance, 61.6% lower, RR 0.38, $p = 0.02$, treatment 8 of 47 (17.0%), control 17 of 42 (40.5%), NNT 4.3, adjusted per study, inverted to make RR<1 favor treatment, odds ratio converted to relative risk, Ct>30, multivariable, day 8.
	risk of no viral clearance, 39.0% lower, RR 0.61, $p = 0.09$, treatment 13 of 47 (27.7%), control 21 of 42 (50.0%), NNT 4.5, adjusted per study, inverted to make RR<1 favor treatment, odds ratio converted to relative risk, Ct>30, multivariable, day 6, primary outcome.
	risk of no viral clearance, 73.0% lower, RR 0.27, $p = 0.008$, treatment 3 of 23 (13.0%), control 14 of 29 (48.3%), NNT 2.8, culture viability.
	risk of no viral clearance, 70.2% lower, RR 0.30, $p = 0.14$, treatment 2 of 47 (4.3%), control 6 of 42 (14.3%), NNT 10.0, non-infectious samples (Ct>30 or non-viable culture), day 10.

	<p>risk of no viral clearance, 82.1% lower, RR 0.18, $p = 0.01$, treatment 2 of 47 (4.3%), control 10 of 42 (23.8%), NNT 5.1, non-infectious samples (Ct>30 or non-viable culture), day 8.</p>
	<p>risk of no viral clearance, 75.6% lower, RR 0.24, $p = 0.02$, treatment 3 of 47 (6.4%), control 11 of 42 (26.2%), NNT 5.0, non-infectious samples (Ct>30 or non-viable culture), day 6.</p>
	<p>risk of no viral clearance, 65.1% lower, RR 0.35, $p = 0.05$, treatment 4 of 28 (14.3%), control 9 of 22 (40.9%), NNT 3.8, non-infectious samples (Ct>30 or non-viable culture), day 4.</p>
	<p>risk of no viral clearance, 51.9% lower, RR 0.48, $p = 0.08$, treatment 7 of 47 (14.9%), control 13 of 42 (31.0%), NNT 6.2, Ct>30, day 10.</p>
	<p>risk of no viral clearance, 57.9% lower, RR 0.42, $p = 0.02$, treatment 8 of 47 (17.0%), control 17 of 42 (40.5%), NNT 4.3, Ct>30, day 8.</p>
	<p>risk of no viral clearance, 44.7% lower, RR 0.55, $p = 0.049$, treatment 13 of 47 (27.7%), control 21 of 42 (50.0%), NNT 4.5, Ct>30, day 6.</p>
	<p>risk of no viral clearance, 31.9% lower, RR 0.68, $p = 0.16$, treatment 13 of 28 (46.4%), control 15 of 22 (68.2%), NNT 4.6, Ct>30, day 4.</p>
<p><i>Borody</i>, 10/19/2021, retrospective, Australia, preprint, 2 authors, study period 1 June, 2021 - 30 September, 2021, dosage 24mg days 1-10, this trial uses multiple treatments in the treatment arm (combined with zinc and doxycycline) - results of individual treatments may vary, excluded in exclusion analyses: preliminary report with minimal details.</p>	<p>risk of death, 92.3% lower, RR 0.08, $p = 0.03$, treatment 0 of 600 (0.0%), control 6 of 600 (1.0%), NNT 100, relative risk is not 0 because of continuity correction due to zero events (with reciprocal of the contrasting arm).</p>
	<p>risk of hospitalization, 92.9% lower, RR 0.07, $p < 0.001$, treatment 5 of 600 (0.8%), control 70 of 600 (11.7%), NNT 9.2, primary outcome.</p>
<p><i>Bramante</i>, 8/18/2022, Double Blind Randomized Controlled Trial, placebo-controlled, USA, peer-reviewed, 37 authors, average treatment delay 4.6 days, dosage 430µg/kg days 1-3, this trial compares with another treatment - results may be better when compared to placebo, trial NCT04510194 (history) (COVID-OUT).</p>	<p>risk of death, 197.1% higher, RR 2.97, $p = 1.00$, treatment 1 of 408 (0.2%), control 0 of 396 (0.0%), continuity correction due to zero event (with reciprocal of the contrasting arm), day 28.</p>
	<p>risk of death/hospitalization, 26.7% lower, RR 0.73, $p = 0.66$, treatment 4 of 406 (1.0%), control 5 of 394 (1.3%), NNT 352, odds ratio converted to relative risk.</p>
	<p>risk of progression, 36.8% higher, RR 1.37, $p = 0.33$, treatment 23 of 406 (5.7%), control 16 of 394 (4.1%), odds ratio converted to relative risk, combined ER, hospitalization, death.</p>
	<p>risk of progression, 3.7% higher, RR 1.04, $p = 0.78$, treatment 105 of 407 (25.8%), control 96 of 391 (24.6%), odds ratio converted to relative risk, combined hypoxemia, ER, hospitalization, death, primary outcome.</p>
	<p>risk of hospitalization, 60.8% lower, RR 0.39, $p = 0.28$, treatment 2 of 206 (1.0%), control 5 of 202 (2.5%), NNT 66, IVM vs.</p>

	<p>placebo.</p> <p>risk of hospitalization, 74.6% lower, RR 0.25, $p = 0.37$, treatment 1 of 137 (0.7%), control 4 of 139 (2.9%), NNT 47, IVM vs. placebo, ≤ 5 days from onset.</p> <p>risk of hospitalization, 70.1% lower, RR 0.30, $p = 0.12$, treatment 3 of 406 (0.7%), control 5 of 202 (2.5%), NNT 58, IVM and IVM+MF vs. placebo.</p> <p>risk of hospitalization, 41.8% lower, RR 0.58, $p = 0.50$, treatment 3 of 406 (0.7%), control 5 of 394 (1.3%), NNT 189, IVM and IVM+MF vs. placebo and MF.</p>
<p><i>Bukhari</i>, 1/16/2021, Randomized Controlled Trial, Pakistan, preprint, 10 authors, study period 15 March, 2020 - 15 June, 2020, dosage 12mg single dose, trial NCT04392713 (history).</p>	<p>risk of no viral clearance, 82.4% lower, RR 0.18, $p < 0.001$, treatment 4 of 41 (9.8%), control 25 of 45 (55.6%), NNT 2.2, day 7, primary outcome.</p>
	<p>risk of no viral clearance, 38.7% lower, RR 0.61, $p < 0.001$, treatment 24 of 41 (58.5%), control 43 of 45 (95.6%), NNT 2.7, day 3.</p>
<p><i>Buonfrate</i>, 9/6/2021, Double Blind Randomized Controlled Trial, Italy, peer-reviewed, 18 authors, study period 31 July, 2020 - 8 June, 2021, average treatment delay 4.0 days, dosage 1200μg/kg days 1-5, arm B 600μg/kg, arm C 1200μg/kg, trial NCT04438850 (history) (COVER), excluded in exclusion analyses: significant unadjusted group differences, with 3 times as many patients in the ivermectin arms having the baseline visit in a hospital setting, and arm C having large differences in baseline gender, weight, cough, pyrexia, and anosmia, excessive dose for arm C.</p>	<p>risk of hospitalization, 210.7% higher, RR 3.11, $p = 0.47$, treatment 1 of 28 (3.6%), control 0 of 31 (0.0%), continuity correction due to zero event (with reciprocal of the contrasting arm), arm B.</p>
	<p>risk of hospitalization, 610.0% higher, RR 7.10, $p = 0.11$, treatment 3 of 30 (10.0%), control 0 of 31 (0.0%), continuity correction due to zero event (with reciprocal of the contrasting arm), arm C, very high dose, poorly tolerated with low compliance.</p>
	<p>relative change in viral load, RR 0.80, $p = 0.59$, treatment mean 2.5 (± 2.2) $n=28$, control mean 2.0 (± 4.4) $n=29$, day 7, arm B, primary outcome.</p>
	<p>relative change in viral load, RR 0.69, $p = 0.07$, treatment mean 2.9 (± 1.6) $n=30$, control mean 2.0 (± 2.1) $n=29$, day 7, arm C, primary outcome.</p>
<p><i>Cadegiani</i>, 11/4/2020, prospective, Brazil, peer-reviewed, 4 authors, average treatment delay 2.9 days, dosage 200μg/kg days 1-3, this trial uses multiple treatments in the treatment arm (combined with AZ, nitazoxanide (82), HCQ (22), spironolactone (66), dutasteride (4)) - results of individual treatments may vary, excluded in exclusion analyses: control group retrospectively obtained from untreated patients in the same population.</p>	<p>risk of death, 78.3% lower, RR 0.22, $p = 0.50$, treatment 0 of 110 (0.0%), control 2 of 137 (1.5%), NNT 68, relative risk is not 0 because of continuity correction due to zero events (with reciprocal of the contrasting arm), control group 1.</p>
	<p>risk of mechanical ventilation, 94.2% lower, RR 0.06, $p = 0.005$, treatment 0 of 110 (0.0%), control 9 of 137 (6.6%), NNT 15, relative risk is not 0 because of continuity correction due to zero events (with reciprocal of the contrasting arm), control group 1.</p>
	<p>risk of hospitalization, 98.0% lower, RR 0.02, $p < 0.001$, treatment 0 of 110 (0.0%), control 27 of 137 (19.7%), NNT 5.1, relative risk is not 0 because of continuity correction due to zero events (with reciprocal of the contrasting arm), control group 1.</p>

<p><i>Carvalho (C)</i>, 9/15/2020, prospective, Argentina, peer-reviewed, mean age 55.7, 3 authors, dosage 36mg days 1, 8, dose varied depending on patient condition - mild 24mg, moderate 36mg, severe 48mg, this trial uses multiple treatments in the treatment arm (combined with dexamethasone, enoxaparin, and aspirin) - results of individual treatments may vary, excluded in exclusion analyses: minimal details of groups provided.</p>	<p>risk of death, 85.4% lower, RR 0.15, $p = 0.08$, treatment 1 of 32 (3.1%), control 3 of 14 (21.4%), NNT 5.5, moderate/severe patients, the only treatment death was a patient already in the ICU before treatment, primary outcome.</p>
<p><i>Chaccour (B)</i>, 12/7/2020, Double Blind Randomized Controlled Trial, Spain, peer-reviewed, 24 authors, study period 31 July, 2020 - 11 September, 2020, average treatment delay 1.0 days, dosage 400µg/kg single dose, trial NCT04390022 (history).</p>	<p>risk of symptoms, 96.0% lower, OR 0.04, $p < 0.05$, treatment 12, control 12, logistic regression, chance of presenting any symptom, RR approximated with OR.</p>
	<p>viral load, 94.6% lower, relative load 0.05, $p < 0.01$, treatment 12, control 12, day 7 mid-recovery, average of gene E and gene N, data in supplementary appendix.</p>
	<p>risk of no viral clearance, 8.0% lower, RR 0.92, $p = 1.00$, treatment 12, control 12, primary outcome.</p>
<p><i>Chahla</i>, 3/30/2021, Cluster Randomized Controlled Trial, Argentina, peer-reviewed, 9 authors, study period September 2020 - January 2021, dosage 24mg days 1, 8, 15, 22, trial NCT04784481 (history).</p>	<p>risk of no discharge, 86.9% lower, RR 0.13, $p = 0.004$, treatment 2 of 110 (1.8%), control 20 of 144 (13.9%), NNT 8.3, adjusted per study, inverted to make RR<1 favor treatment, odds ratio converted to relative risk, logistic regression, multivariable, primary outcome.</p>
<p><i>Chowdhury</i>, 7/14/2020, Randomized Controlled Trial, Bangladesh, peer-reviewed, 6 authors, study period 2 May, 2020 - 5 June, 2020, dosage 200µg/kg single dose, this trial compares with another treatment - results may be better when compared to placebo, this trial uses multiple treatments in the treatment arm (combined with doxycycline) - results of individual treatments may vary, trial NCT04434144 (history).</p>	<p>risk of hospitalization, 80.6% lower, RR 0.19, $p = 0.23$, treatment 0 of 60 (0.0%), control 2 of 56 (3.6%), NNT 28, relative risk is not 0 because of continuity correction due to zero events (with reciprocal of the contrasting arm).</p>
	<p>risk of no recovery, 46.4% lower, RR 0.54, $p < 0.001$, treatment 27 of 60 (45.0%), control 47 of 56 (83.9%), NNT 2.6, mid-recovery day 5.</p>
	<p>recovery time, 15.2% lower, relative time 0.85, $p = 0.07$, treatment 60, control 56.</p>
	<p>risk of no viral clearance, 80.6% lower, RR 0.19, $p = 0.23$, treatment 0 of 60 (0.0%), control 2 of 56 (3.6%), NNT 28, relative risk is not 0 because of continuity correction due to zero events (with reciprocal of the contrasting arm), primary outcome.</p>
	<p>time to viral-, 4.3% lower, relative time 0.96, $p = 0.23$, treatment 60, control 56.</p>
<p><i>de Jesús Ascencio-Montiel</i>, 1/24/2022, retrospective, Mexico, peer-reviewed, 10 authors, dosage 6mg days 1-2, this trial uses multiple treatments in the treatment arm (combined with AZ, acetaminophen, aspirin) - results of individual treatments may vary.</p>	<p>risk of death/hospitalization, 59.0% lower, RR 0.41, $p < 0.001$, treatment 7,898, control 20,150, adjusted per study, multivariable, primary outcome.</p>
	<p>risk of death/hospitalization, 71.0% lower, RR 0.29, $p < 0.001$, treatment 5,557, control 12,526, adjusted per study, with phone call followup, multivariable.</p>

	<p>risk of death, 15.0% lower, RR 0.85, $p = 0.16$, treatment 101 of 7,898 (1.3%), control 303 of 20,150 (1.5%), NNT 445, unadjusted, excluded in exclusion analyses: unadjusted results with alternate outcome adjusted results showing significant changes with adjustments.</p>
	<p>risk of mechanical ventilation, 9.1% lower, RR 0.91, $p = 0.51$, treatment 77 of 7,898 (1.0%), control 216 of 20,150 (1.1%), NNT 1031, unadjusted, excluded in exclusion analyses: unadjusted results with alternate outcome adjusted results showing significant changes with adjustments.</p>
	<p>risk of hospitalization, 47.6% lower, RR 0.52, $p < 0.001$, treatment 485 of 7,898 (6.1%), control 2,360 of 20,150 (11.7%), NNT 18, unadjusted, excluded in exclusion analyses: unadjusted results with alternate outcome adjusted results showing significant changes with adjustments.</p>
	<p>risk of progression, 41.8% lower, RR 0.58, $p < 0.001$, treatment 435 of 7,898 (5.5%), control 1,906 of 20,150 (9.5%), NNT 25, unadjusted, ER, excluded in exclusion analyses: unadjusted results with alternate outcome adjusted results showing significant changes with adjustments.</p>
<p><i>de la Rocha</i>, 5/23/2022, Double Blind Randomized Controlled Trial, placebo-controlled, Mexico, peer-reviewed, 21 authors, study period 1 July, 2020 - 29 January, 2021, dosage 12mg days 1-3, trial NCT04407507 (history), excluded in exclusion analyses: data mismatch, no response from authors.</p>	<p>risk of progression to serious adverse events, 186.7% higher, RR 2.87, $p = 1.00$, treatment 1 of 30 (3.3%), control 0 of 26 (0.0%), continuity correction due to zero event (with reciprocal of the contrasting arm).</p>
	<p>viral load, 2.4% lower, relative load 0.98, $p = 0.64$, treatment mean 33.74 (± 4.77) $n=30$, control mean 32.94 (± 7.74) $n=26$, day 14.</p>
	<p>viral load, 7.8% lower, relative load 0.92, $p = 0.04$, treatment mean 30.64 (± 3.74) $n=30$, control mean 28.25 (± 4.21) $n=26$, mid-recovery, day 5.</p>
<p><i>Elalfy</i>, 2/16/2021, retrospective, Egypt, peer-reviewed, 15 authors, dosage 18mg days 1, 4, 7, 10, 13, <90kg 18mg, 90-120kg 24mg, >120kg 30mg, this trial uses multiple treatments in the treatment arm (combined with nitazoxanide, ribavirin, and zinc) - results of individual treatments may vary.</p>	<p>risk of no viral clearance, 86.9% lower, RR 0.13, $p < 0.001$, treatment 7 of 62 (11.3%), control 44 of 51 (86.3%), NNT 1.3, day 15, primary outcome.</p>
	<p>risk of no viral clearance, 58.1% lower, RR 0.42, $p < 0.001$, treatment 26 of 62 (41.9%), control 51 of 51 (100.0%), NNT 1.7, day 7.</p>
<p><i>Espitia-Hernandez</i>, 8/15/2020, retrospective, Mexico, peer-reviewed, mean age 45.1, 5 authors, dosage 6mg days 1-2, 8-9, this trial uses multiple treatments in the treatment arm (combined with azithromycin and cholecalciferol) - results of individual treatments may vary.</p>	<p>recovery time, 70.0% lower, relative time 0.30, $p < 0.001$, treatment 28, control 7.</p>
	<p>risk of viral+ at day 10, 97.2% lower, RR 0.03, $p < 0.001$, treatment 0 of 28 (0.0%), control 7 of 7 (100.0%), NNT 1.0, relative risk is not 0 because of continuity correction due to zero events (with reciprocal of the contrasting arm), primary outcome.</p>
<p><i>Faisal</i>, 5/10/2021, Randomized Controlled Trial, Pakistan, peer-reviewed, 3 authors, study period 5 April, 2020 - 30 May, 2020, dosage 12mg days 1-5.</p>	<p>risk of no recovery, 68.4% lower, RR 0.32, $p = 0.005$, treatment 6 of 50 (12.0%), control 19 of 50 (38.0%), NNT 3.8, 6-8 days, mid-recovery, primary outcome.</p>

	<p>risk of no recovery, 27.3% lower, RR 0.73, $p = 0.11$, treatment 24 of 50 (48.0%), control 33 of 50 (66.0%), NNT 5.6, 3-5 days.</p>
	<p>risk of no recovery, 75.0% lower, RR 0.25, $p = 0.09$, treatment 2 of 50 (4.0%), control 8 of 50 (16.0%), NNT 8.3, 9-10 days.</p>
<p><i>Ghuri</i>, 12/15/2020, retrospective, Pakistan, peer-reviewed, 6 authors, dosage 12mg days 1-6.</p>	<p>risk of fever, 92.2% lower, RR 0.08, $p = 0.04$, treatment 0 of 37 (0.0%), control 7 of 53 (13.2%), NNT 7.6, relative risk is not 0 because of continuity correction due to zero events (with reciprocal of the contrasting arm), day 14.</p>
	<p>risk of fever, 86.4% lower, RR 0.14, $p < 0.001$, treatment 2 of 37 (5.4%), control 21 of 53 (39.6%), NNT 2.9, day 10.</p>
	<p>risk of fever, 55.7% lower, RR 0.44, $p < 0.001$, treatment 13 of 37 (35.1%), control 42 of 53 (79.2%), NNT 2.3, day 7.</p>
	<p>risk of fever, 42.2% lower, RR 0.58, $p < 0.001$, treatment 21 of 37 (56.8%), control 52 of 53 (98.1%), NNT 2.4, day 5.</p>
<p><i>Kamal</i>, 9/1/2020, Randomized Controlled Trial, trial NCT04425707 (history).</p>	<p>Estimated 100 patient RCT with results unknown and over 3 years late.</p>
<p><i>Krolewiecki</i>, 6/18/2021, Randomized Controlled Trial, Argentina, peer-reviewed, 23 authors, study period 18 May, 2020 - 9 September, 2020, average treatment delay 3.5 days, dosage 600µg/kg days 1-5, trial NCT004381884 (history).</p>	<p>risk of mechanical ventilation, 151.9% higher, RR 2.52, $p = 1.00$, treatment 1 of 27 (3.7%), control 0 of 14 (0.0%), continuity correction due to zero event (with reciprocal of the contrasting arm).</p>
	<p>risk of progression, 3.7% higher, RR 1.04, $p = 1.00$, treatment 2 of 27 (7.4%), control 1 of 14 (7.1%).</p>
	<p>viral decay rate, RR 0.34, $p = 0.09$, treatment 20, control 14, relative mean viral decay rate (corrigendum table 2, all treatment patients vs. all control patients), primary outcome.</p>
<p><i>Loue</i>, 4/17/2021, retrospective quasi-randomized (patient choice), France, peer-reviewed, 2 authors, dosage 200µg/kg single dose.</p>	<p>risk of death, 70.0% lower, RR 0.30, $p = 0.34$, treatment 1 of 10 (10.0%), control 5 of 15 (33.3%), NNT 4.3.</p>
	<p>risk of severe case, 55.0% lower, RR 0.45, $p = 0.11$, treatment 3 of 10 (30.0%), control 10 of 15 (66.7%), NNT 2.7.</p>
<p><i>López-Medina</i>, 3/4/2021, Double Blind Randomized Controlled Trial, Colombia, peer-reviewed, median age 37.0, 19 authors, study period 15 July, 2020 - 30 November, 2020, average treatment delay 5.0 days, dosage 300µg/kg days 1-5, excluded in exclusion analyses: strong evidence of patients in the control group self-medicating, ivermectin widely used in the population at that time, and the study drug identity was concealed by using the name D11AX22.</p>	<p>risk of death, 66.8% lower, RR 0.33, $p = 0.50$, treatment 0 of 200 (0.0%), control 1 of 198 (0.5%), NNT 198, relative risk is not 0 because of continuity correction due to zero events (with reciprocal of the contrasting arm).</p>
	<p>risk of escalation of care, 60.8% lower, RR 0.39, $p = 0.11$, treatment 4 of 200 (2.0%), control 10 of 198 (5.1%), NNT 33, odds ratio converted to relative risk.</p>
	<p>risk of escalation of care with post-hoc <12h exclusion, 34.3% lower, RR 0.66, $p = 0.52$, treatment 4 of 200 (2.0%), control 6 of 198 (3.0%), NNT 97, odds ratio converted to relative risk.</p>
	<p>risk of deterioration by ≥ 2 points on an 8-point scale, 43.1% lower, RR 0.57, $p = 0.37$, treatment 4 of 200 (2.0%), control 7 of 198 (3.5%), NNT 65, odds ratio converted to relative risk,</p>

	<p>primary outcome.</p> <p>risk of fever post randomization, 24.8% lower, RR 0.75, $p = 0.38$, treatment 16 of 200 (8.0%), control 21 of 198 (10.6%), NNT 38, odds ratio converted to relative risk.</p> <p>risk of unresolved symptoms at day 21, 15.3% lower, RR 0.85, $p = 0.53$, treatment 36 of 200 (18.0%), control 42 of 198 (21.2%), NNT 31, inverted to make $RR < 1$ favor treatment, odds ratio converted to relative risk, Cox proportional-hazard model.</p> <p>lack of resolution of symptoms, 6.5% lower, HR 0.93, $p = 0.53$, treatment 200, control 198, inverted to make $HR < 1$ favor treatment, post-hoc primary outcome.</p>
<p><i>Mahmud</i>, 10/9/2020, Double Blind Randomized Controlled Trial, Bangladesh, peer-reviewed, 15 authors, study period 1 June, 2020 - 30 August, 2020, average treatment delay 4.0 days, dosage 12mg single dose, this trial uses multiple treatments in the treatment arm (combined with doxycycline) - results of individual treatments may vary, trial NCT04523831 (history).</p>	<p>risk of death, 85.7% lower, HR 0.14, $p = 0.25$, treatment 0 of 183 (0.0%), control 3 of 183 (1.6%), NNT 61, relative risk is not 0 because of continuity correction due to zero events (with reciprocal of the contrasting arm).</p> <p>risk of progression, 57.0% lower, HR 0.43, $p < 0.001$, treatment 16 of 183 (8.7%), control 32 of 180 (17.8%), NNT 11, adjusted per study, Cox regression.</p> <p>risk of no recovery, 94.0% lower, HR 0.06, $p < 0.001$, treatment 72 of 183 (39.3%), control 100 of 180 (55.6%), NNT 6.2, adjusted per study, day 7, Cox regression.</p> <p>risk of no recovery, 38.5% lower, RR 0.61, $p = 0.005$, treatment 40 of 183 (21.9%), control 64 of 180 (35.6%), NNT 7.3, day 11.</p> <p>risk of no recovery, 96.0% lower, HR 0.04, $p < 0.001$, treatment 42 of 183 (23.0%), control 67 of 180 (37.2%), NNT 7.0, adjusted per study, day 12, Cox regression.</p> <p>time to recovery, 27.0% lower, HR 0.73, $p = 0.003$, treatment 183, control 180, Cox regression, primary outcome.</p> <p>risk of no viral clearance, 39.0% lower, HR 0.61, $p = 0.002$, treatment 14 of 183 (7.7%), control 36 of 180 (20.0%), NNT 8.1, adjusted per study, Cox regression.</p>
<p><i>Manomaipiboon</i>, 2/2/2022, Double Blind Randomized Controlled Trial, placebo-controlled, Thailand, peer-reviewed, mean age 48.6, 8 authors, study period 10 October, 2021 - 15 December, 2021, dosage 12mg days 1-5, trial NCT05076253 (history).</p>	<p>risk of no recovery, 43.5% lower, RR 0.57, $p = 0.26$, treatment 3 of 36 (8.3%), control 6 of 36 (16.7%), NNT 12, adjusted per study, odds ratio converted to relative risk, resolution of symptoms, Table S2, day 28.</p> <p>recovery time, 15.3% lower, RR 0.85, $p = 0.56$, treatment 36, control 36, inverted to make $RR < 1$ favor treatment, time to resolution of symptoms.</p> <p>risk of no viral clearance, 5.0% lower, RR 0.95, $p = 1.00$, treatment 19 of 36 (52.8%), control 20 of 36 (55.6%), NNT 36, day 14, primary outcome.</p>

	<p>risk of no viral clearance, 3.3% lower, RR 0.97, $p = 1.00$, treatment 29 of 36 (80.6%), control 30 of 36 (83.3%), NNT 36, day 7.</p>
<p><i>Mayer</i>, 9/23/2021, retrospective, Argentina, peer-reviewed, 14 authors, dosage 540μg/kg days 1-5, mean prescribed dose.</p>	<p>risk of death, 55.1% lower, RR 0.45, $p < 0.001$, treatment 3,266, control 17,966, adjusted per study, odds ratio converted to relative risk, Figure 3, multivariable.</p>
	<p>risk of ICU admission, 65.9% lower, RR 0.34, $p < 0.001$, treatment 3,266, control 17,966, adjusted per study, odds ratio converted to relative risk, Figure 3, multivariable.</p>
	<p>risk of death, 27.6% lower, RR 0.72, $p = 0.03$, treatment 3,266, control 17,966, odds ratio converted to relative risk, unadjusted.</p>
	<p>risk of ICU admission, 26.0% lower, RR 0.74, $p = 0.13$, treatment 3,266, control 17,966, odds ratio converted to relative risk, unadjusted.</p>
<p><i>Merino</i>, 5/3/2021, retrospective quasi-randomized (patients receiving kit), population-based cohort, Mexico, preprint, 7 authors, dosage 6mg bid days 1-2.</p>	<p>risk of hospitalization, 74.4% lower, RR 0.26, $p < 0.001$, model 7, same time period, patients receiving kit.</p>
	<p>risk of hospitalization, 68.4% lower, RR 0.32, $p < 0.001$, model 1, different time periods, administrative rule.</p>
<p><i>Mikamo</i>, 9/26/2022, Double Blind Randomized Controlled Trial, placebo-controlled, multiple countries, peer-reviewed, 19 authors, study period 12 November, 2021 - 7 August, 2022, dosage 300μg/kg days 1-3, trial NCT05056883 (history), excluded in exclusion analyses: very low risk group with almost no progression leaves little room for improvement, unbalanced baseline dyspnea and high symptom scores, design and post-hoc changes favor null result.</p>	<p>COVID-19 pneumonia, 205.0% higher, RR 3.05, $p = 0.49$, treatment 1 of 502 (0.2%), control 0 of 527 (0.0%), continuity correction due to zero event (with reciprocal of the contrasting arm), Table S8.</p>
	<p>use of therapeutic agents, oxygen, transfer, hospitalization, death, 214.9% higher, RR 3.15, $p = 0.36$, treatment 3 of 502 (0.6%), control 1 of 527 (0.2%).</p>
	<p>risk of no improvement, 4.0% higher, HR 1.04, $p = 0.62$, treatment 502, control 527, 168hr, improving trend, primary outcome.</p>
	<p>risk of no recovery, 4.0% lower, HR 0.96, $p = 0.72$, treatment 502, control 527, 168hr, clinical resolution, Figure S3.</p>
	<p>risk of no recovery, 4.0% lower, HR 0.96, $p = 0.64$, treatment 502, control 527, 240hr, clinical resolution, Figure S3.</p>
<p><i>Mirahmadizadeh</i>, 6/23/2022, Double Blind Randomized Controlled Trial, placebo-controlled, Iran, peer-reviewed, 12 authors, study period 9 April, 2021 - 20 May, 2021, dosage 24mg single dose, 12mg and 24mg arms.</p>	<p>risk of mechanical ventilation, 66.9% lower, RR 0.33, $p = 0.37$, treatment 1 of 131 (0.8%), control 3 of 130 (2.3%), NNT 65, 24mg.</p>
	<p>risk of mechanical ventilation, 33.3% lower, RR 0.67, $p = 1.00$, treatment 2 of 130 (1.5%), control 3 of 130 (2.3%), NNT 130, 12mg.</p>
	<p>risk of hospitalization, 45.9% lower, RR 0.54, $p = 0.22$, treatment 6 of 131 (4.6%), control 11 of 130 (8.5%), NNT 26, 24mg, primary outcome.</p>

	<p>risk of hospitalization, 27.3% lower, RR 0.73, $p = 0.63$, treatment 8 of 130 (6.2%), control 11 of 130 (8.5%), NNT 43, 12mg, primary outcome.</p>
	<p>risk of no recovery, 38.9% lower, RR 0.61, $p = 0.27$, treatment 8 of 131 (6.1%), control 13 of 130 (10.0%), NNT 26, day 28, 24mg.</p>
	<p>risk of no recovery, 30.8% lower, RR 0.69, $p = 0.50$, treatment 9 of 130 (6.9%), control 13 of 130 (10.0%), NNT 32, day 28, 12mg.</p>
<p><i>Mohan</i>, 2/2/2021, Double Blind Randomized Controlled Trial, India, peer-reviewed, 27 authors, study period 28 July, 2020 - 29 September, 2020, average treatment delay 5.0 days, dosage 400µg/kg single dose, 200µg/kg also tested, trial CTRI/2020/06/026001 (RIVET-COV).</p>	<p>risk of no discharge at day 14, 62.5% lower, RR 0.38, $p = 0.27$, treatment 2 of 40 (5.0%), control 6 of 45 (13.3%), NNT 12, 24mg.</p>
	<p>risk of clinical worsening, 32.5% lower, RR 0.68, $p = 0.72$, treatment 3 of 40 (7.5%), control 5 of 45 (11.1%), NNT 28, 24mg.</p>
	<p>risk of no viral clearance, 23.8% lower, RR 0.76, $p = 0.18$, treatment 21 of 40 (52.5%), control 31 of 45 (68.9%), NNT 6.1, day 5, 24mg, primary outcome.</p>
	<p>risk of no viral clearance, 10.3% lower, RR 0.90, $p = 0.65$, treatment 20 of 36 (55.6%), control 26 of 42 (61.9%), NNT 16, day 7, 24mg.</p>
<p><i>Mourya</i>, 4/1/2021, retrospective, India, peer-reviewed, 5 authors, dosage 12mg days 1-7.</p>	<p>risk of no viral clearance, 89.4% lower, RR 0.11, $p < 0.001$, treatment 5 of 50 (10.0%), control 47 of 50 (94.0%), NNT 1.2, primary outcome.</p>
<p><i>Ravikirti (B)</i>, 1/9/2021, Double Blind Randomized Controlled Trial, India, peer-reviewed, 11 authors, study period 1 August, 2020 - 31 October, 2020, average treatment delay 6.1 days, dosage 12mg days 1, 2.</p>	<p>risk of death, 88.7% lower, RR 0.11, $p = 0.12$, treatment 0 of 55 (0.0%), control 4 of 57 (7.0%), NNT 14, relative risk is not 0 because of continuity correction due to zero events (with reciprocal of the contrasting arm).</p>
	<p>risk of mechanical ventilation, 79.3% lower, RR 0.21, $p = 0.10$, treatment 1 of 55 (1.8%), control 5 of 57 (8.8%), NNT 14.</p>
	<p>risk of ICU admission, 13.6% lower, RR 0.86, $p = 0.80$, treatment 5 of 55 (9.1%), control 6 of 57 (10.5%), NNT 70.</p>
	<p>risk of no hospital discharge, 88.7% lower, RR 0.11, $p = 0.12$, treatment 0 of 55 (0.0%), control 4 of 57 (7.0%), NNT 14, relative risk is not 0 because of continuity correction due to zero events (with reciprocal of the contrasting arm).</p>
	<p>risk of no viral clearance, 11.6% higher, RR 1.12, $p = 0.35$, treatment 42 of 55 (76.4%), control 39 of 57 (68.4%).</p>
<p><i>Reis</i>, 8/6/2021, Double Blind Randomized Controlled Trial, Brazil, peer-reviewed, 27 authors, study period 23 March, 2021 - 6 August, 2021, dosage 400µg/kg days 1-3, impossible data, see</p>	<p>risk of death, 12.0% lower, RR 0.88, $p = 0.68$, treatment 21 of 679 (3.1%), control 24 of 679 (3.5%), NNT 226.</p>
	<p>risk of mechanical ventilation, 23.0% lower, RR 0.77, $p = 0.38$, treatment 19 of 679 (2.8%), control 25 of 679 (3.7%), NNT 113.</p>

<p>notes, trial NCT04727424 (history) (TOGETHER), excluded in exclusion analyses: multiple anomalies as per detailed analysis.</p>	<p>risk of hospitalization, 17.0% lower, RR 0.83, $p = 0.19$, treatment 79 of 679 (11.6%), control 95 of 679 (14.0%), NNT 42.</p> <p>extended ER observation or hospitalization, 10.0% lower, RR 0.90, $p = 0.42$, treatment 100 of 679 (14.7%), control 111 of 679 (16.3%), NNT 62, primary outcome.</p> <p>viral clearance, no change, RR 1.00, $p = 1.00$, treatment 106 of 142 (74.6%), control 123 of 165 (74.5%), day 7.</p> <p>viral clearance, 31.6% higher, RR 1.32, $p = 0.46$, treatment 148, control 170, inverted to make RR<1 favor treatment, day 3.</p>
<p><i>Rezai</i>, 6/16/2022, Double Blind Randomized Controlled Trial, placebo-controlled, Iran, peer-reviewed, mean age 35.5, 29 authors, study period 19 February, 2021 - 30 August, 2021, dosage 400µg/kg days 1-3, trial IRCT20111224008507N4, excluded in exclusion analyses: multiple critical issues, see study page.</p>	<p>risk of death, 4.9% higher, RR 1.05, $p = 1.00$, treatment 1 of 268 (0.4%), control 1 of 281 (0.4%).</p> <p>risk of ICU admission, 9.0% higher, RR 1.09, $p = 0.95$, treatment 268, control 281.</p> <p>risk of hospitalization, 36.0% higher, RR 1.36, $p = 0.41$, treatment 268, control 281.</p> <p>risk of no recovery, 2.0% higher, RR 1.02, $p = 0.49$, treatment 268, control 281, inverted to make RR<1 favor treatment, post-hoc primary outcome.</p> <p>risk of no recovery, 13.2% lower, RR 0.87, $p = 0.09$, treatment mean 3.87 (± 0.18) n=268, control mean 4.46 (± 0.18) n=281, cough.</p> <p>risk of no recovery, 16.7% lower, RR 0.83, $p = 0.81$, treatment mean 2.5 (± 0.51) n=268, control mean 3.0 (± 0.92) n=281, tachypnea.</p> <p>risk of no viral clearance, 23.5% higher, RR 1.23, $p = 0.16$, treatment 268, control 281, inverted to make RR<1 favor treatment.</p>
<p><i>Roy</i>, 3/12/2021, retrospective, database analysis, India, preprint, 5 authors, dosage not specified, this trial uses multiple treatments in the treatment arm (combined with doxycycline) - results of individual treatments may vary, excluded in exclusion analyses: no serious outcomes reported and fast recovery in treatment and control groups, there is little room for a treatment to improve results.</p>	<p>relative time to clinical response of wellbeing, 5.6% lower, relative time 0.94, $p = 0.87$, treatment 14, control 15, primary outcome.</p>
<p><i>Schilling</i>, 7/19/2022, Randomized Controlled Trial, Thailand, peer-reviewed, median age 27.0, 38 authors, study period 30 September, 2021 - 18 April, 2022, average treatment delay 2.0 days, dosage 600µg/kg days 1-7, trial NCT05041907 (history) (PLATCOV), excluded in exclusion analyses: post-hoc change to exclude patients treated before high viral load, population very low</p>	<p>risk of hospitalization, 66.7% lower, RR 0.33, $p = 1.00$, treatment 0 of 45 (0.0%), control 1 of 45 (2.2%), NNT 45, relative risk is not 0 because of continuity correction due to zero events (with reciprocal of the contrasting arm).</p> <p>risk of progression, 85.7% lower, RR 0.14, $p = 0.24$, treatment 0 of 45 (0.0%), control 3 of 45 (6.7%), NNT 15, relative risk is not 0 because of continuity correction due to zero events (with reciprocal of the contrasting arm), hospitalization or progression</p>

<p>risk, recovering quickly without treatment, high baseline immunity, 2.2x greater baseline antibody negative for the treatment arm.</p>	<p>to COVID-19 rhabdomyolysis.</p> <p>relative clearance rate, 9.1% worse, RR 1.09, $p = 0.36$, treatment 45, control 45, primary outcome.</p>
<p><i>Siripongboonsitti</i>, 3/29/2024, Randomized Controlled Trial, Thailand, peer-reviewed, 5 authors, study period 7 December, 2022 - 3 February, 2023, dosage 600µg/kg days 1-5, this trial uses multiple treatments in the treatment arm (combined with niclosamide) - results of individual treatments may vary, trial TCTR20230403007 (FINCOV), excluded in exclusion analyses: data consistency issues, very low risk patients/variants with almost no progression, all patients received known effective antiviral, baseline differences.</p>	<p>risk of progression, no change, RR 1.00, $p = 1.00$, treatment 1 of 30 (3.3%), control 1 of 30 (3.3%), chest xray progression, day 6.</p> <p>risk of progression, 66.7% lower, RR 0.33, $p = 1.00$, treatment 0 of 30 (0.0%), control 1 of 30 (3.3%), NNT 30, relative risk is not 0 because of continuity correction due to zero events (with reciprocal of the contrasting arm), chest xray progression, day 3.</p> <p>risk of no recovery, 39.4% lower, RR 0.61, $p = 0.19$, treatment 30, control 30, combined symptoms.</p> <p>risk of no recovery, 70.0% lower, RR 0.30, $p = 0.048$, treatment 30, control 30, mid-recovery, day 3, cough.</p> <p>risk of no recovery, 14.3% lower, RR 0.86, $p = 0.38$, treatment 30, control 30, mid-recovery, day 3, sore throat.</p> <p>risk of no recovery, 66.7% lower, RR 0.33, $p = 0.41$, treatment 30, control 30, inverted to make RR<1 favor treatment, mid-recovery, day 3, runny nose.</p> <p>risk of no recovery, 50.0% lower, RR 0.50, $p = 0.32$, treatment 30, control 30, inverted to make RR<1 favor treatment, day 6, cough.</p> <p>relative Ct improvement, 6.1% better, RR 0.94, $p = 0.75$, treatment median 9.15 IQR 9.7 n=30, control median 8.59 IQR 8.239999999999995 n=30, E gene, mid-recovery, day 5, primary outcome.</p>
<p><i>Szente Fonseca</i>, 10/31/2020, retrospective, Brazil, peer-reviewed, mean age 50.6, 10 authors, average treatment delay 4.6 days, dosage 12mg days 1-2, excluded in exclusion analyses: result is likely affected by collinearity across treatments in the model.</p>	<p>risk of hospitalization, 13.9% higher, RR 1.14, $p = 0.53$, treatment 340, control 377, adjusted per study, odds ratio converted to relative risk, control prevalence approximated with overall prevalence, primary outcome.</p>
<p><i>Vallejos</i>, 7/2/2021, Double Blind Randomized Controlled Trial, Argentina, peer-reviewed, 29 authors, study period 19 August, 2020 - 22 February, 2021, average treatment delay 4.0 days, dosage 12mg days 1-2, <80kg 12mg, 80-110kg 18mg, >110kg 24mg.</p>	<p>risk of death, 33.5% higher, RR 1.33, $p = 0.70$, treatment 4 of 250 (1.6%), control 3 of 251 (1.2%), odds ratio converted to relative risk.</p> <p>risk of mechanical ventilation, 33.5% higher, RR 1.33, $p = 0.70$, treatment 4 of 250 (1.6%), control 3 of 251 (1.2%), odds ratio converted to relative risk.</p> <p>risk of hospitalization, 33.0% lower, RR 0.67, $p = 0.23$, treatment 14 of 250 (5.6%), control 21 of 251 (8.4%), NNT 36, odds ratio converted to relative risk, primary outcome.</p> <p>risk of no viral clearance, 5.0% higher, RR 1.05, $p = 0.55$, treatment 137 of 250 (54.8%), control 131 of 251 (52.2%), inverted to make RR<1 favor treatment, odds ratio converted to</p>

	relative risk, day 3.
	risk of no viral clearance, 26.8% higher, RR 1.27, $p = 0.29$, treatment 38 of 250 (15.2%), control 30 of 251 (12.0%), inverted to make $RR < 1$ favor treatment, odds ratio converted to relative risk, day 12.

Late treatment.

Effect extraction follows pre-specified rules as detailed above and gives priority to more serious outcomes. Only the first (most serious) outcome is used in pooled analysis, which may differ from the effect a paper focuses on. Other outcomes are used in outcome specific analyses.

<i>Abd-Elsalam</i> , 6/2/2021, Randomized Controlled Trial, Egypt, peer-reviewed, 16 authors, study period March 2020 - October 2020, dosage 12mg days 1-3.	risk of death, 25.0% lower, RR 0.75, $p = 0.70$, treatment 3 of 82 (3.7%), control 4 of 82 (4.9%), NNT 82, odds ratio converted to relative risk, logistic regression, primary outcome.
	risk of mechanical ventilation, no change, RR 1.00, $p = 1.00$, treatment 3 of 82 (3.7%), control 3 of 82 (3.7%).
	hospitalization time, 19.6% lower, relative time 0.80, $p = 0.09$, treatment 82, control 82.
<i>Ahsan</i> , 4/29/2021, retrospective, Pakistan, peer-reviewed, 10 authors, dosage 150 μ g/kg days 1-2, 150-200 μ g/kg, this trial uses multiple treatments in the treatment arm (combined with doxycycline) - results of individual treatments may vary, excluded in exclusion analyses: unadjusted results with no group details.	risk of death, 50.0% lower, RR 0.50, $p = 0.03$, treatment 17 of 110 (15.5%), control 17 of 55 (30.9%), NNT 6.5.
<i>Aref (B)</i> , 9/19/2022, Randomized Controlled Trial, placebo-controlled, Egypt, peer-reviewed, 9 authors, study period 1 March, 2021 - 30 April, 2021, dosage 2 puffs of 70 μ g/mL nasal ivermectin, trial NCT04951362 (history).	recovery time, 74.0% lower, relative time 0.26, $p < 0.001$, treatment 49, control 47, anosmia.
<i>Baguma</i> , 12/28/2021, retrospective, Uganda, preprint, 16 authors, study period March 2020 - October 2021, dosage not specified.	risk of death, 96.8% lower, RR 0.03, $p = 0.31$, treatment 7, control 474, adjusted per study, inverted to make $RR < 1$ favor treatment, odds ratio converted to relative risk, multivariable, control prevalence approximated with overall prevalence.
<i>Beltran Gonzalez</i> , 2/23/2021, Double Blind Randomized Controlled Trial, Mexico, peer-reviewed, mean age 53.8, 13 authors, average treatment delay 7.0 days, dosage 12mg single dose, 18mg for patients >80kg, excluded in exclusion analyses: major inconsistencies reported and the data is no longer available, although the authors state that it is available, and have shared it with an anti-treatment group.	risk of death, 14.4% lower, RR 0.86, $p = 1.00$, treatment 5 of 36 (13.9%), control 6 of 37 (16.2%), NNT 43.
	risk of respiratory deterioration or death, 8.6% lower, RR 0.91, $p = 1.00$, treatment 8 of 36 (22.2%), control 9 of 37 (24.3%), NNT 48.
	risk of no hospital discharge, 37.0% higher, RR 1.37, $p = 0.71$, treatment 4 of 36 (11.1%), control 3 of 37 (8.1%).
	hospitalization time, 20.0% higher, relative time 1.20, $p = 0.43$, treatment 36, control 37, primary outcome.

<p><i>Budhiraja</i>, 11/18/2020, retrospective, India, preprint, 12 authors, dosage not specified.</p>	<p>risk of death, 99.1% lower, RR 0.009, $p = 0.04$, treatment 0 of 34 (0.0%), control 103 of 942 (10.9%), NNT 9.1, relative risk is not 0 because of continuity correction due to zero events (with reciprocal of the contrasting arm), unadjusted, primary outcome.</p>
<p><i>Camprubí</i>, 11/11/2020, retrospective, Spain, peer-reviewed, 9 authors, average treatment delay 12.0 days, dosage 200µg/kg single dose.</p>	<p>risk of mechanical ventilation, 40.0% lower, RR 0.60, $p = 0.67$, treatment 3 of 13 (23.1%), control 5 of 13 (38.5%), NNT 6.5.</p>
	<p>risk of ICU admission, 33.3% lower, RR 0.67, $p = 1.00$, treatment 2 of 13 (15.4%), control 3 of 13 (23.1%), NNT 13, ICU at day 8.</p>
	<p>risk of no improvement at day 8, 33.3% higher, RR 1.33, $p = 1.00$, treatment 4 of 13 (30.8%), control 3 of 13 (23.1%).</p>
	<p>risk of no viral clearance, 25.0% higher, RR 1.25, $p = 1.00$, treatment 5 of 13 (38.5%), control 4 of 13 (30.8%), tests done between days 3-5, primary outcome.</p>
<p><i>Chachar</i>, 9/30/2020, Randomized Controlled Trial, India, peer-reviewed, 6 authors, dosage 36mg, 12mg stat, 12mg after 12 hours, 12mg after 24 hours.</p>	<p>risk of no recovery at day 7, 10.0% lower, RR 0.90, $p = 0.50$, treatment 9 of 25 (36.0%), control 10 of 25 (40.0%), NNT 25, primary outcome.</p>
<p><i>Efimenko</i>, 2/28/2022, retrospective, propensity score matching, USA, peer-reviewed, 6 authors, study period 1 January, 2020 - 11 July, 2021, dosage not specified, this trial compares with another treatment - results may be better when compared to placebo.</p>	<p>risk of death, 69.2% lower, OR 0.31, $p < 0.001$, treatment 1,072, control 40,536, propensity score matching, RR approximated with OR.</p>
<p><i>Elavarasi</i>, 8/12/2021, retrospective, India, peer-reviewed, 31 authors, study period April 2021 - June 2021, dosage not specified, excluded in exclusion analyses: unadjusted results with no group details.</p>	<p>risk of death, 19.6% lower, RR 0.80, $p = 0.12$, treatment 48 of 283 (17.0%), control 311 of 1,475 (21.1%), NNT 24, unadjusted.</p>
<p><i>Ferreira</i>, 11/26/2021, retrospective, Brazil, peer-reviewed, 5 authors, study period 12 March, 2020 - 8 July, 2020, average treatment delay 7.0 days, dosage not specified, excluded in exclusion analyses: unadjusted results with no group details; substantial unadjusted confounding by indication likely.</p>	<p>risk of death, 5.0% higher, RR 1.05, $p = 1.00$, treatment 3 of 21 (14.3%), control 11 of 81 (13.6%).</p>
	<p>risk of death/intubation, 54.3% higher, RR 1.54, $p = 0.37$, treatment 6 of 21 (28.6%), control 15 of 81 (18.5%).</p>
	<p>risk of death/intubation/ICU, 62.4% higher, RR 1.62, $p = 0.27$, treatment 8 of 21 (38.1%), control 19 of 81 (23.5%).</p>
<p><i>George</i>, 5/27/2022, Randomized Controlled Trial, India, peer-reviewed, 15 authors, study period June 2020 - February 2021, dosage 24mg single dose, trial CTRI/2020/05/025068.</p>	<p>risk of death, 30.4% lower, RR 0.70, $p = 0.55$, treatment 5 of 35 (14.3%), control 8 of 39 (20.5%), NNT 16, 24mg.</p>
	<p>risk of death, 2.6% higher, RR 1.03, $p = 1.00$, treatment 8 of 38 (21.1%), control 8 of 39 (20.5%), 12mg.</p>
	<p>recovery time, 18.7% lower, relative time 0.81, $p = 0.37$, treatment mean 4.82 (± 4.35) $n=35$, control mean 5.93 (± 5.93) $n=39$, 24mg.</p>

	<p>recovery time, 6.2% lower, relative time 0.94, $p = 0.78$, treatment mean 5.56 (± 5.42) $n=38$, control mean 5.93 (± 5.93) $n=39$, 12mg.</p>
	<p>risk of progression, 33.1% lower, RR 0.67, $p = 0.41$, treatment 6 of 35 (17.1%), control 10 of 39 (25.6%), NNT 12, 24mg.</p>
	<p>risk of progression, 17.9% lower, RR 0.82, $p = 0.79$, treatment 8 of 38 (21.1%), control 10 of 39 (25.6%), NNT 22, 12mg.</p>
<p><i>Gorial</i>, 7/8/2020, retrospective, Iraq, preprint, 9 authors, dosage 200μg/kg single dose, trial NCT04343092 (history).</p>	<p>risk of death, 71.0% lower, RR 0.29, $p = 1.00$, treatment 0 of 16 (0.0%), control 2 of 71 (2.8%), NNT 36, relative risk is not 0 because of continuity correction due to zero events (with reciprocal of the contrasting arm).</p>
	<p>hospitalization time, 42.0% lower, relative time 0.58, $p < 0.001$, treatment 16, control 71.</p>
	<p>risk of no recovery, 71.0% lower, RR 0.29, $p = 1.00$, treatment 0 of 16 (0.0%), control 2 of 71 (2.8%), NNT 36, relative risk is not 0 because of continuity correction due to zero events (with reciprocal of the contrasting arm), primary outcome.</p>
<p><i>Hashim</i>, 10/26/2020, Single Blind Randomized Controlled Trial, Iraq, peer-reviewed, 7 authors, study period 1 July, 2020 - 14 October, 2020, dosage 200μg/kg days 1-2, some patients received a third dose on day 8, this trial uses multiple treatments in the treatment arm (combined with doxycycline) - results of individual treatments may vary, trial NCT04591600 (history).</p>	<p>risk of death, 91.7% lower, RR 0.08, $p = 0.03$, treatment 0 of 59 (0.0%), control 6 of 70 (8.6%), NNT 12, relative risk is not 0 because of continuity correction due to zero events (with reciprocal of the contrasting arm), excluding non-randomized critical patients, primary outcome.</p>
	<p>risk of death, 67.1% lower, RR 0.33, $p = 0.16$, treatment 2 of 70 (2.9%), control 6 of 70 (8.6%), NNT 18, odds ratio converted to relative risk, including critical patients that were always allocated to treatment.</p>
	<p>risk of progression, 83.1% lower, RR 0.17, $p = 0.07$, treatment 1 of 59 (1.7%), control 7 of 70 (10.0%), NNT 12, excluding non-randomized critical patients.</p>
	<p>risk of progression, 57.4% lower, RR 0.43, $p = 0.20$, treatment 3 of 70 (4.3%), control 7 of 70 (10.0%), NNT 18, odds ratio converted to relative risk, including critical patients that were always allocated to treatment.</p>
	<p>recovery time, 40.7% lower, relative time 0.59, $p < 0.001$, treatment 70, control 70.</p>
<p><i>Hayward</i>, 2/29/2024, Randomized Controlled Trial, placebo-controlled, United Kingdom, preprint, 25 authors, study period 23 June, 2021 - 1 July, 2022, trial ISRCTN86534580 (PRINCIPLE).</p>	<p>risk of death/hospitalization, 1.0% higher, HR 1.01, $p = 0.97$, treatment 34 of 2,157 (1.6%), control 27 of 1,806 (1.5%), concurrent and eligible, primary outcome.</p>
	<p>risk of mechanical ventilation, 151.4% higher, RR 2.51, $p = 0.63$, treatment 3 of 2,149 (0.1%), control 1 of 1,801 (0.1%).</p>
	<p>risk of ICU admission, 319.0% higher, RR 4.19, $p = 0.23$, treatment 5 of 2,149 (0.2%), control 1 of 1,801 (0.1%).</p>

time to sustained recovery, 16.0% lower, HR 0.84, $p < 0.001$, treatment 2,157, control 1,806, inverted to make HR<1 favor treatment, concurrent and eligible.

early sustained recovery, 23.1% lower, HR 0.77, $p < 0.001$, treatment 2,154, control 1,805, inverted to make HR<1 favor treatment, concurrent and eligible.

sustained alleviation, 17.4% lower, HR 0.83, $p < 0.001$, treatment 1,826, control 1,535, inverted to make HR<1 favor treatment, concurrent and eligible.

alleviation of all symptoms, 16.0% lower, HR 0.84, $p < 0.001$, treatment 2,154, control 1,805, inverted to make HR<1 favor treatment, concurrent and eligible.

first reported recovery, 13.0% lower, HR 0.87, $p < 0.001$, treatment 2,157, control 1,806, inverted to make HR<1 favor treatment, concurrent and eligible, primary outcome.

no recovery at 3/6/12 months, 28.0% lower, HR 0.72, $p = 0.02$, treatment 94 of 1,941 (4.8%), control 109 of 1,624 (6.7%), NNT 54.

risk of no recovery, 17.6% lower, RR 0.82, $p = 0.001$, treatment 417 of 1,848 (22.6%), control 420 of 1,533 (27.4%), NNT 21, day 365.

risk of PASC, 36.3% lower, RR 0.64, $p < 0.001$, treatment 1,886, control 1,567, all symptoms combined.

risk of PASC, 63.2% higher, RR 1.63, $p = 1.00$, treatment 2 of 1,507 (0.1%), control 1 of 1,230 (0.1%), ongoing/persistent, fever.

risk of PASC, 72.7% lower, RR 0.27, $p = 0.33$, treatment 1 of 1,819 (0.1%), control 3 of 1,489 (0.2%), NNT 683, ongoing/persistent, cough.

risk of PASC, 50.1% lower, RR 0.50, $p = 0.04$, treatment 15 of 1,886 (0.8%), control 25 of 1,567 (1.6%), NNT 125, ongoing/persistent, dyspnea.

risk of PASC, 35.3% higher, RR 1.35, $p = 0.74$, treatment 5 of 1,808 (0.3%), control 3 of 1,468 (0.2%), ongoing/persistent, chest pain.

risk of PASC, 25.2% lower, RR 0.75, $p = 0.36$, treatment 21 of 1,831 (1.1%), control 23 of 1,501 (1.5%), NNT 259, ongoing/persistent, smell.

risk of PASC, 58.7% lower, RR 0.41, $p = 0.42$, treatment 2 of 1,821 (0.1%), control 4 of 1,503 (0.3%), NNT 640, ongoing/persistent, diarrhoea.

risk of PASC, 70.2% lower, RR 0.30, $p < 0.001$, treatment 10 of 1,739 (0.6%), control 27 of 1,400 (1.9%), NNT 74, ongoing/persistent, headache.

risk of PASC, 29.8% lower, RR 0.70, $p = 0.25$, treatment 23 of 1,739 (1.3%), control 27 of 1,433 (1.9%), NNT 178, ongoing/persistent, muscle ache.

risk of PASC, 47.1% lower, RR 0.53, $p = 0.03$, treatment 19 of 1,724 (1.1%), control 30 of 1,441 (2.1%), NNT 102, ongoing/persistent, generally unwell.

risk of PASC, 20.1% lower, RR 0.80, $p = 0.19$, treatment 66 of 1,876 (3.5%), control 69 of 1,567 (4.4%), NNT 113, ongoing/persistent, fatigue.

risk of PASC, 28.5% lower, RR 0.72, $p < 0.001$, treatment 1,513, control 1,238, all symptoms combined.

risk of PASC, 39.9% lower, RR 0.60, $p = 0.01$, treatment 46 of 1,435 (3.2%), control 51 of 1,136 (4.5%), relatedness (yes + unsure) 9.1% (treatment) 11.2% (control), adjusted per study and for relatedness, moderate/major symptoms at 12 months, cough.

risk of PASC, 41.6% lower, RR 0.58, $p < 0.001$, treatment 96 of 1,513 (6.3%), control 106 of 1,238 (8.6%), relatedness (yes + unsure) 14.4% (treatment) 18.5% (control), adjusted per study and for relatedness, moderate/major symptoms at 12 months, shortness of breath.

risk of PASC, 22.2% lower, RR 0.78, $p = 0.27$, treatment 39 of 1,426 (2.7%), control 36 of 1,117 (3.2%), relatedness (yes + unsure) 7.6% (treatment) 8.4% (control), NNT 205, adjusted per study and for relatedness, moderate/major symptoms at 12 months, chest pain.

risk of PASC, 38.0% lower, RR 0.62, $p = 0.02$, treatment 46 of 1,427 (3.2%), control 44 of 1,140 (3.9%), relatedness (yes + unsure) 7.7% (treatment) 10.3% (control), adjusted per study and for relatedness, moderate/major symptoms at 12 months, palpitations.

risk of PASC, 11.5% higher, RR 1.12, $p = 0.52$, treatment 77 of 1,403 (5.5%), control 57 of 1,131 (5.0%), relatedness (yes + unsure) 13.2% (treatment) 12.9% (control), adjusted per study and for relatedness, moderate/major symptoms at 12 months, smell.

risk of PASC, 36.4% lower, RR 0.64, $p = 0.02$, treatment 51 of 1,375 (3.7%), control 51 of 1,116 (4.6%), relatedness (yes + unsure) 1.1% (treatment) 1.4% (control), adjusted per study and for relatedness, moderate/major symptoms at 12 months, taste.

risk of PASC, 22.1% lower, RR 0.78, $p = 0.37$, treatment 26 of 1,290 (2.0%), control 25 of 1,057 (2.4%), relatedness (yes + unsure) 4.8% (treatment) 5.3% (control) , NNT 286, adjusted per study and for relatedness, moderate/major symptoms at 12 months, ear ache.

risk of PASC, 9.6% higher, RR 1.10, $p = 0.73$, treatment 37 of 1,325 (2.8%), control 25 of 1,089 (2.3%), relatedness (yes + unsure) 6.7% (treatment) 7.4% (control) , adjusted per study and for relatedness, moderate/major symptoms at 12 months, sore throat.

risk of PASC, 34.8% lower, RR 0.65, $p = 0.12$, treatment 24 of 1,308 (1.8%), control 27 of 1,077 (2.5%), relatedness (yes + unsure) 6.0% (treatment) 6.9% (control) , NNT 149, adjusted per study and for relatedness, moderate/major symptoms at 12 months, hoarse voice.

risk of PASC, 16.6% higher, RR 1.17, $p = 0.42$, treatment 60 of 1,341 (4.5%), control 46 of 1,082 (4.3%), relatedness (yes + unsure) 8.3% (treatment) 7.4% (control) , adjusted per study and for relatedness, moderate/major symptoms at 12 months, tinnitus.

risk of PASC, 34.7% lower, RR 0.65, $p = 0.29$, treatment 13 of 1,382 (0.9%), control 12 of 1,139 (1.1%), relatedness (yes + unsure) 2.2% (treatment) 3.0% (control) , adjusted per study and for relatedness, moderate/major symptoms at 12 months, vomiting.

risk of PASC, 46.5% higher, RR 1.46, $p = 0.12$, treatment 44 of 1,439 (3.1%), control 25 of 1,175 (2.1%), relatedness (yes + unsure) 5.9% (treatment) 5.8% (control) , adjusted per study and for relatedness, moderate/major symptoms at 12 months, abdominal pain.

risk of PASC, 1.6% lower, RR 0.98, $p = 0.95$, treatment 33 of 1,416 (2.3%), control 24 of 1,167 (2.1%), relatedness (yes + unsure) 4.4% (treatment) 5.1% (control) , adjusted per study and for relatedness, moderate/major symptoms at 12 months, diarrhoea.

risk of PASC, 43.8% higher, RR 1.44, $p = 0.23$, treatment 30 of 1,417 (2.1%), control 17 of 1,160 (1.5%), relatedness (yes + unsure) 4.5% (treatment) 4.6% (control) , adjusted per study and for relatedness, moderate/major symptoms at 12 months, reduced appetite.

risk of PASC, 89.8% higher, RR 1.90, $p = 0.27$, treatment 11 of 1,375 (0.8%), control 4 of 1,129 (0.4%), relatedness (yes + unsure) 1.8% (treatment) 2.2% (control) , adjusted per study and for relatedness, moderate/major symptoms at 12 months, weight loss.

risk of PASC, 41.3% lower, RR 0.59, $p < 0.001$, treatment 89 of 1,287 (6.9%), control 94 of 973 (9.7%), relatedness (yes + unsure) 13.2% (treatment) 16.2% (control) , adjusted per study

and for relatedness, moderate/major symptoms at 12 months, anxiety.

risk of PASC, 38.6% lower, RR 0.61, $p < 0.001$, treatment 95 of 1,298 (7.3%), control 92 of 992 (9.3%), relatedness (yes + unsure) 13.7% (treatment) 17.4% (control) , adjusted per study and for relatedness, moderate/major symptoms at 12 months, depression.

risk of PASC, 49.0% lower, RR 0.51, $p < 0.001$, treatment 129 of 1,376 (9.4%), control 143 of 1,105 (12.9%), relatedness (yes + unsure) 19.6% (treatment) 27.3% (control) , adjusted per study and for relatedness, moderate/major symptoms at 12 months, brain fog.

risk of PASC, 32.9% lower, RR 0.67, $p = 0.08$, treatment 37 of 1,187 (3.1%), control 33 of 874 (3.8%), relatedness (yes + unsure) 7.1% (treatment) 9.2% (control) , adjusted per study and for relatedness, moderate/major symptoms at 12 months, confusion.

risk of PASC, 41.9% lower, RR 0.58, $p < 0.001$, treatment 78 of 1,278 (6.1%), control 81 of 964 (8.4%), relatedness (yes + unsure) 12.5% (treatment) 15.7% (control) , adjusted per study and for relatedness, moderate/major symptoms at 12 months, headache.

risk of PASC, 45.4% lower, RR 0.55, $p = 0.001$, treatment 53 of 1,254 (4.2%), control 54 of 955 (5.7%), relatedness (yes + unsure) 11.5% (treatment) 15.8% (control) , adjusted per study and for relatedness, moderate/major symptoms at 12 months, dizziness.

risk of PASC, 73.5% lower, RR 0.27, $p = 0.10$, treatment 3 of 1,105 (0.3%), control 3 of 802 (0.4%), relatedness (yes + unsure) 0.4% (treatment) 1.1% (control) , adjusted per study and for relatedness, moderate/major symptoms at 12 months, fainting.

risk of PASC, 38.7% lower, RR 0.61, $p = 0.02$, treatment 42 of 1,200 (3.5%), control 39 of 894 (4.4%), relatedness (yes + unsure) 7.9% (treatment) 10.7% (control) , adjusted per study and for relatedness, moderate/major symptoms at 12 months, numbness.

risk of PASC, 42.1% lower, RR 0.58, $p < 0.001$, treatment 123 of 1,288 (9.5%), control 121 of 982 (12.3%), relatedness (yes + unsure) 13.9% (treatment) 18.5% (control) , adjusted per study and for relatedness, moderate/major symptoms at 12 months, sleeping problems.

risk of PASC, 11.8% lower, RR 0.88, $p = 0.37$, treatment 99 of 1,180 (8.4%), control 88 of 967 (9.1%), relatedness (yes + unsure) 15.1% (treatment) 16.1% (control) , NNT 141, adjusted per study and for relatedness, moderate/major symptoms at 12 months, body pains.

	<p>risk of PASC, 32.2% lower, RR 0.68, $p < 0.001$, treatment 136 of 1,220 (11.1%), control 146 of 1,034 (14.1%), relatedness (yes + unsure) 16.1% (treatment) 19.0% (control), adjusted per study and for relatedness, moderate/major symptoms at 12 months, joint pains.</p>
	<p>risk of PASC, 30.2% lower, RR 0.70, $p < 0.001$, treatment 205 of 1,398 (14.7%), control 209 of 1,181 (17.7%), relatedness (yes + unsure) 24.1% (treatment) 28.3% (control), adjusted per study and for relatedness, moderate/major symptoms at 12 months, fatigue.</p>
	<p>risk of PASC, 31.9% lower, RR 0.68, $p = 0.006$, treatment 91 of 1,208 (7.5%), control 89 of 997 (8.9%), relatedness (yes + unsure) 14.5% (treatment) 18.1% (control), adjusted per study and for relatedness, moderate/major symptoms at 12 months, weakness.</p>
	<p>risk of PASC, 35.9% lower, RR 0.64, $p < 0.001$, treatment 99 of 1,211 (8.2%), control 107 of 1,002 (10.7%), relatedness (yes + unsure) 14.3% (treatment) 17.4% (control), adjusted per study and for relatedness, moderate/major symptoms at 12 months, generally unwell.</p>
	<p>risk of PASC, 9.2% lower, RR 0.91, $p = 0.81$, treatment 16 of 1,066 (1.5%), control 11 of 855 (1.3%), relatedness (yes + unsure) 3.0% (treatment) 3.8% (control), adjusted per study and for relatedness, moderate/major symptoms at 12 months, fever.</p>
	<p>risk of PASC, 42.4% lower, RR 0.58, $p = 0.21$, treatment 10 of 1,065 (0.9%), control 11 of 853 (1.3%), relatedness (yes + unsure) 3.0% (treatment) 3.7% (control), adjusted per study and for relatedness, moderate/major symptoms at 12 months, rashes.</p>
	<p>risk of PASC, 10.0% lower, RR 0.90, $p = 0.62$, treatment 47 of 1,090 (4.3%), control 41 of 873 (4.7%), NNT 260, adjusted per study, moderate/major symptoms at 12 months, other.</p>
<p><i>Hazan (B)</i>, 7/7/2021, retrospective, USA, peer-reviewed, 7 authors, average treatment delay 9.2 days, dosage 12mg days 1, 4, 8, this trial uses multiple treatments in the treatment arm (combined with doxycycline, zinc, vitamin D, vitamin C) - results of individual treatments may vary, trial NCT04949230 (history), excluded in exclusion analyses: study uses a synthetic control arm.</p>	<p>risk of death, 86.2% lower, RR 0.14, $p = 0.04$, NNT 6.9, relative risk is not 0 because of continuity correction due to zero events (with reciprocal of the contrasting arm).</p>
	<p>risk of hospitalization, 93.5% lower, RR 0.07, $p = 0.001$, NNT 3.3, relative risk is not 0 because of continuity correction due to zero events (with reciprocal of the contrasting arm), primary outcome.</p>
<p><i>Huvemek</i>, 3/25/2021, Double Blind Randomized Controlled Trial, Bulgaria, preprint, 1 author, average treatment delay 7.0 days, dosage 400µg/kg days 1-3, trial EudraCT2020-002091-12.</p>	<p>risk of no improvement, 31.6% lower, RR 0.68, $p = 0.28$, treatment 13 of 50 (26.0%), control 19 of 50 (38.0%), NNT 8.3, patients with improvement on WHO scale, day 7.</p>
	<p>risk of no improvement, 31.8% lower, RR 0.68, $p = 0.21$, treatment 15 of 50 (30.0%), control 22 of 50 (44.0%), NNT 7.1, patients with improvement on WHO scale, day 6.</p>

	<p>risk of no improvement, 36.0% lower, RR 0.64, $p = 0.10$, treatment 16 of 50 (32.0%), control 25 of 50 (50.0%), NNT 5.6, patients with improvement on WHO scale, day 5.</p>
	<p>risk of no improvement, 34.5% lower, RR 0.66, $p = 0.07$, treatment 19 of 50 (38.0%), control 29 of 50 (58.0%), NNT 5.0, patients with improvement on WHO scale, day 4.</p>
<p><i>Jamir</i>, 12/13/2021, retrospective, India, peer-reviewed, 6 authors, study period June 2020 - October 2020, dosage not specified.</p>	<p>risk of death, 53.0% higher, RR 1.53, $p = 0.13$, treatment 32 of 76 (42.1%), control 69 of 190 (36.3%), adjusted per study, multivariable Cox regression.</p>
<p><i>Khan</i>, 9/24/2020, retrospective, Bangladesh, peer-reviewed, median age 35.0, 8 authors, dosage 12mg single dose.</p>	<p>risk of death, 87.1% lower, RR 0.13, $p = 0.02$, treatment 1 of 115 (0.9%), control 9 of 133 (6.8%), NNT 17.</p>
	<p>risk of ICU admission, 89.5% lower, RR 0.11, $p = 0.007$, treatment 1 of 115 (0.9%), control 11 of 133 (8.3%), NNT 14.</p>
	<p>risk of progression, 83.5% lower, RR 0.17, $p < 0.001$, treatment 3 of 115 (2.6%), control 21 of 133 (15.8%), NNT 7.6.</p>
	<p>risk of no recovery, 87.1% lower, RR 0.13, $p = 0.02$, treatment 1 of 115 (0.9%), control 9 of 133 (6.8%), NNT 17.</p>
	<p>hospitalization time, 40.0% lower, relative time 0.60, $p < 0.001$, treatment 115, control 133.</p>
	<p>time to viral-, 73.3% lower, relative time 0.27, $p < 0.001$, treatment 115, control 133.</p>
<p><i>Kishoria</i>, 8/31/2020, Randomized Controlled Trial, India, peer-reviewed, 7 authors, dosage 12mg single dose, excluded in exclusion analyses: excessive unadjusted differences between groups.</p>	<p>risk of no hospital discharge, 7.5% higher, RR 1.08, $p = 1.00$, treatment 11 of 19 (57.9%), control 7 of 13 (53.8%).</p>
	<p>risk of no viral clearance, 7.5% higher, RR 1.08, $p = 1.00$, treatment 11 of 19 (57.9%), control 7 of 13 (53.8%), day 3, primary outcome.</p>
	<p>risk of no viral clearance, 220.0% higher, RR 3.20, $p = 0.45$, treatment 1 of 5 (20.0%), control 0 of 6 (0.0%), continuity correction due to zero event (with reciprocal of the contrasting arm), day 5.</p>
<p><i>Lim</i>, 11/3/2021, Randomized Controlled Trial, Malaysia, peer-reviewed, 26 authors, study period 31 May, 2021 - 9 October, 2021, average treatment delay 5.1 days, dosage 400µg/kg days 1-5, trial NCT04920942 (history) (I-TECH).</p>	<p>risk of death, 69.0% lower, RR 0.31, $p = 0.09$, treatment 3 of 241 (1.2%), control 10 of 249 (4.0%), NNT 36.</p>
	<p>risk of death, 75.2% lower, RR 0.25, $p = 0.02$, treatment 3 of 52 (5.8%), control 10 of 43 (23.3%), NNT 5.7, among patients progressing to severe cases (mostly before treatment ended).</p>
	<p>risk of mechanical ventilation, 59.0% lower, RR 0.41, $p = 0.17$, treatment 4 of 241 (1.7%), control 10 of 249 (4.0%), NNT 42.</p>
	<p>risk of ICU admission, 22.0% lower, RR 0.78, $p = 0.79$, treatment 6 of 241 (2.5%), control 8 of 249 (3.2%), NNT 138.</p>

	<p>risk of progression, 31.1% lower, RR 0.69, $p = 0.29$, treatment 14 of 241 (5.8%), control 21 of 249 (8.4%), NNT 38, death/IMV/NIV/high flow (WHO severe cases).</p>
	<p>risk of progression, 25.0% higher, RR 1.25, $p = 0.25$, treatment 52 of 241 (21.6%), control 43 of 249 (17.3%), primary outcome.</p>
	<p>hospitalization time, 5.5% higher, relative time 1.05, $p = 0.38$, treatment 241, control 249.</p>
	<p>risk of no recovery, 2.5% higher, RR 1.02, $p = 0.86$, treatment 116 of 241 (48.1%), control 116 of 247 (47.0%), day 5.</p>
<p><i>Lima-Morales</i>, 2/10/2021, prospective, Mexico, peer-reviewed, 10 authors, average treatment delay 7.2 days, dosage 12mg single dose, this trial uses multiple treatments in the treatment arm (combined with azithromycin, montelukast, and aspirin) - results of individual treatments may vary.</p>	<p>risk of death, 77.7% lower, RR 0.22, $p < 0.001$, treatment 15 of 481 (3.1%), control 52 of 287 (18.1%), NNT 6.7, adjusted per study, odds ratio converted to relative risk, multivariate.</p>
	<p>risk of mechanical ventilation, 51.9% lower, RR 0.48, $p = 0.15$, treatment 8 of 434 (1.8%), control 11 of 287 (3.8%), NNT 50.</p>
	<p>risk of hospitalization, 67.4% lower, RR 0.33, $p < 0.001$, treatment 44 of 481 (9.1%), control 89 of 287 (31.0%), NNT 4.6, adjusted per study, odds ratio converted to relative risk, multivariate.</p>
<p><i>Llenas-García</i>, 5/10/2023, retrospective, Spain, peer-reviewed, 11 authors, study period 23 February, 2020 - 14 March, 2021, average treatment delay 6.0 days, dosage 200µg/kg single dose.</p>	<p>risk of death, 16.7% lower, RR 0.83, $p = 0.82$, treatment 10 of 96 (10.4%), control 12 of 96 (12.5%), NNT 48.</p>
	<p>risk of oxygen therapy, 18.4% lower, RR 0.82, $p = 0.37$, treatment 31 of 96 (32.3%), control 38 of 96 (39.6%), NNT 14.</p>
	<p>risk of progression, 23.0% lower, OR 0.77, $p = 0.52$, treatment 96, control 96, adjusted per study, in-hospital mortality or respiratory support, multivariable, primary outcome, RR approximated with OR.</p>
	<p>risk of ICU admission, 4.0% higher, OR 1.04, $p = 0.92$, treatment 96, control 96, adjusted per study, multivariable, RR approximated with OR.</p>
<p><i>Munir</i>, 4/21/2023, retrospective, Pakistan, peer-reviewed, 3 authors, study period March 2021 - March 2022, dosage not specified.</p>	<p>risk of death, 48.2% lower, OR 0.52, $p = 0.13$, treatment 92, control 908, adjusted per study, multivariable, RR approximated with OR.</p>
<p><i>Mustafa</i>, 12/29/2021, retrospective, Pakistan, peer-reviewed, 7 authors, dosage varies, excluded in exclusion analyses: unadjusted results with no group details.</p>	<p>risk of death, 63.7% lower, RR 0.36, $p = 0.09$, treatment 3 of 73 (4.1%), control 42 of 371 (11.3%), NNT 14.</p>

Naggie, 6/12/2022, Double Blind Randomized Controlled Trial, placebo-controlled, USA, peer-reviewed, 28 authors, study period 23 June, 2021 - 4 February, 2022, average treatment delay 6.0 days, dosage 600µg/kg days 1-6, trial NCT04885530 (history) (ACTIV-6).

risk of death, 200.3% higher, RR 3.00, $p = 0.50$, treatment 1 of 602 (0.2%), control 0 of 604 (0.0%), continuity correction due to zero event (with reciprocal of the contrasting arm), 600µg/kg, day 28.

risk of death, 194.7% higher, RR 2.95, $p = 1.00$, treatment 1 of 817 (0.1%), control 0 of 774 (0.0%), continuity correction due to zero event (with reciprocal of the contrasting arm), 400µg/kg, day 28.

risk of death/hospitalization, 151.7% higher, RR 2.52, $p = 0.29$, treatment 5 of 600 (0.8%), control 2 of 604 (0.3%), 600µg/kg, day 28.

risk of hospitalization, 5.3% higher, RR 1.05, $p = 1.00$, treatment 10 of 817 (1.2%), control 9 of 774 (1.2%), 400µg/kg, day 28.

risk of progression, 68.4% lower, RR 0.32, $p = 0.36$, treatment 1 of 817 (0.1%), control 3 of 774 (0.4%), NNT 377, 400µg/kg, aggravated C19 pneumonia, eTable 2.

risk of progression, no change, RR 1.00, $p = 0.53$, treatment 34 of 600 (5.7%), control 36 of 604 (6.0%), NNT 341, adjusted per study, urgent or emergency care visits, hospitalizations, or death, 600µg/kg.

risk of progression, 20.0% higher, RR 1.20, $p = 0.32$, treatment 32 of 817 (3.9%), control 28 of 774 (3.6%), adjusted per study, urgent or emergency care visits, hospitalizations, or death, 400µg/kg.

clinical progression, 61.0% higher, OR 1.61, $p = 0.07$, treatment 600, control 604, mid-recovery, 600µg/kg, day 7, RR approximated with OR.

clinical progression, 114.0% higher, OR 2.14, $p = 0.04$, treatment 600, control 604, 600µg/kg, day 14, RR approximated with OR.

clinical progression, 161.0% higher, OR 2.61, $p = 0.04$, treatment 600, control 604, 600µg/kg, day 28, RR approximated with OR.

clinical progression, 24.0% lower, OR 0.76, $p = 0.07$, treatment 817, control 774, mid-recovery, 400µg/kg, day 7, RR approximated with OR.

clinical progression, 27.0% lower, OR 0.73, $p = 0.05$, treatment 817, control 774, 400µg/kg, day 14, RR approximated with OR.

clinical progression, 10.0% lower, OR 0.90, $p = 0.57$, treatment 817, control 774, 400µg/kg, day 28, RR approximated with OR.

time to recovery, 2.0% lower, HR 0.98, $p = 0.72$, treatment 600, control 604, inverted to make HR<1 favor treatment, 600µg/kg, post-hoc primary outcome.

	<p>risk of limited activity, 30.5% lower, RR 0.70, $p = 0.14$, treatment 30 of 805 (3.7%), control 41 of 765 (5.4%), NNT 61, eFigure 2, 400μg/kg, day 14.</p>
	<p>time to recovery, 6.5% lower, HR 0.93, $p = 0.18$, treatment 817, control 774, inverted to make HR<1 favor treatment, 400μg/kg, post-hoc primary outcome.</p>
	<p>time to recovery, 46.2% lower, HR 0.54, $p = 0.02$, treatment 39, control 51, inverted to make HR<1 favor treatment, 400μg/kg, severe, recovery.</p>
<p><i>Ochoa-Jaramillo</i>, 10/21/2022, Double Blind Randomized Controlled Trial, placebo-controlled, Colombia, peer-reviewed, 8 authors, study period 10 December, 2020 - 9 December, 2021, average treatment delay 8.8 days, dosage 400μg/kg single dose, trial NCT04602507 (history).</p>	<p>risk of death, 57.0% lower, HR 0.43, $p = 0.35$, treatment 2 of 37 (5.4%), control 4 of 38 (10.5%), NNT 20, Cox proportional hazards.</p>
	<p>risk of mechanical ventilation, 34.0% higher, HR 1.34, $p = 0.62$, treatment 7 of 37 (18.9%), control 5 of 38 (13.2%), Cox proportional hazards.</p>
	<p>risk of ICU admission, 37.0% higher, HR 1.37, $p = 0.52$, treatment 8 of 37 (21.6%), control 6 of 38 (15.8%), Cox proportional hazards, primary outcome.</p>
<p><i>Okumuş</i>, 1/12/2021, Double Blind Randomized Controlled Trial, Turkey, peer-reviewed, 15 authors, study period May 2020 - September 2020, dosage 200μg/kg days 1-5, 36-50kg - 9mg, 51-65kg - 12mg, 66-79kg - 15mg, >80kg 200μg/kg, trial NCT04646109 (history).</p>	<p>risk of death, 33.3% lower, RR 0.67, $p = 0.55$, treatment 6 of 30 (20.0%), control 9 of 30 (30.0%), NNT 10.</p>
	<p>risk of no improvement at day 10, 42.9% lower, RR 0.57, $p = 0.18$, treatment 8 of 30 (26.7%), control 14 of 30 (46.7%), NNT 5.0.</p>
	<p>risk of no improvement at day 5, 15.8% lower, RR 0.84, $p = 0.60$, treatment 16 of 30 (53.3%), control 19 of 30 (63.3%), NNT 10, primary outcome.</p>
	<p>risk of no viral clearance, 80.0% lower, RR 0.20, $p = 0.02$, treatment 2 of 16 (12.5%), control 5 of 8 (62.5%), NNT 2.0, day 10.</p>
<p><i>Osati</i>, 7/16/2023, retrospective, Tanzania, preprint, median age 60.0, 22 authors, study period 26 March, 2021 - 30 July, 2022.</p>	<p>risk of death, 31.5% lower, OR 0.68, $p = 0.02$, treatment 448, control 849, adjusted per study, inverted to make OR<1 favor treatment, multivariable, RR approximated with OR.</p>
<p><i>Ozer</i>, 11/23/2021, prospective, USA, peer-reviewed, 12 authors, dosage 200μg/kg days 1, 3.</p>	<p>risk of death, 75.0% lower, RR 0.25, $p = 0.09$, treatment 2 of 60 (3.3%), control 8 of 60 (13.3%), NNT 10.0, PSM.</p>
	<p>risk of mechanical ventilation, 12.6% lower, RR 0.87, $p = 0.20$, treatment 3 of 60 (5.0%), control 2 of 60 (3.3%), adjusted per study, odds ratio converted to relative risk, propensity score matching, multivariable.</p>
	<p>ventilation time, 83.3% lower, relative time 0.17, $p = 0.002$, treatment 60, control 60.</p>
	<p>risk of ICU admission, 48.7% lower, RR 0.51, $p = 0.42$, treatment 6 of 60 (10.0%), control 3 of 60 (5.0%), adjusted per study, odds ratio converted to relative risk, propensity score matching,</p>

	<p>multivariable.</p> <p>ICU time, 70.6% lower, relative time 0.29, $p < 0.001$, treatment 60, control 60.</p> <p>hospitalization time, 9.0% higher, relative time 1.09, $p = 0.09$, treatment 60, control 60, adjusted per study, propensity score matching, multivariable.</p>
<p><i>Podder</i>, 9/3/2020, Randomized Controlled Trial, Bangladesh, peer-reviewed, 4 authors, study period 1 May, 2020 - 31 July, 2020, average treatment delay 7.0 days, dosage 200µg/kg single dose.</p>	<p>recovery time from enrollment, 16.1% lower, relative time 0.84, $p = 0.34$, treatment 32, control 30.</p>
<p><i>Pott-Junior</i>, 3/9/2021, Randomized Controlled Trial, Brazil, peer-reviewed, 10 authors, study period 1 July, 2020 - 1 December, 2020, average treatment delay 8.0 days, dosage 200µg/kg single dose, dose varies in three arms 100, 200, 400µg/kg, trial NCT04431466 (history).</p>	<p>risk of mechanical ventilation, 85.2% lower, RR 0.15, $p = 0.25$, treatment 1 of 27 (3.7%), control 1 of 4 (25.0%), NNT 4.7.</p> <p>risk of ICU admission, 85.2% lower, RR 0.15, $p = 0.25$, treatment 1 of 27 (3.7%), control 1 of 4 (25.0%), NNT 4.7.</p> <p>relative improvement in Ct value, 0.8% better, RR 0.99, $p = 1.00$, treatment 27, control 3.</p> <p>risk of no viral clearance, 11.1% higher, RR 1.11, $p = 1.00$, treatment 10 of 27 (37.0%), control 1 of 3 (33.3%), primary outcome.</p>
<p><i>Qadeer</i>, 8/31/2022, prospective, Pakistan, peer-reviewed, median age 55.4, 6 authors, study period 1 November, 2020 - 30 May, 2021, dosage 12mg days 1-5, excluded in exclusion analyses: minimal baseline details provided.</p>	<p>risk of no viral clearance, 58.3% lower, RR 0.42, $p < 0.001$, treatment 35 of 105 (33.3%), control 84 of 105 (80.0%), NNT 2.1, mid-recovery, day 10.</p> <p>risk of no viral clearance, 20.0% lower, RR 0.80, $p < 0.001$, treatment 84 of 105 (80.0%), control 105 of 105 (100.0%), NNT 5.0, day 7.</p> <p>risk of no viral clearance, 98.6% lower, RR 0.01, $p < 0.001$, treatment 0 of 105 (0.0%), control 35 of 105 (33.3%), NNT 3.0, relative risk is not 0 because of continuity correction due to zero events (with reciprocal of the contrasting arm), day 14.</p>
<p><i>Rajter</i>, 10/13/2020, retrospective, propensity score matching, USA, peer-reviewed, 6 authors, dosage 200µg/kg single dose.</p>	<p>risk of death, 46.0% lower, RR 0.54, $p = 0.045$, treatment 13 of 98 (13.3%), control 24 of 98 (24.5%), NNT 8.9, adjusted per study, odds ratio converted to relative risk, PSM.</p> <p>risk of death, 66.9% lower, RR 0.33, $p = 0.03$, treatment 26 of 173 (15.0%), control 27 of 107 (25.2%), NNT 9.8, adjusted per study, odds ratio converted to relative risk, multivariate, primary outcome.</p> <p>risk of mechanical ventilation, 63.6% lower, RR 0.36, $p = 0.10$, treatment 4 of 98 (4.1%), control 11 of 98 (11.2%), NNT 14, matched cohort excluding intubated at baseline.</p>
<p><i>Ravikirti</i>, 4/6/2022, retrospective, India, preprint, 7 authors, study period 1 April, 2021 - 15 May, 2021, dosage varies, excluded in exclusion analyses:</p>	<p>risk of death, 2.8% lower, RR 0.97, $p = 0.82$, treatment 53 of 171 (31.0%), control 254 of 794 (32.0%), NNT 100, odds ratio converted to relative risk.</p>

<p>exclusion of patients in less severe condition, data/analysis concerns.</p>	
<p><i>Rezai (B)</i>, 6/16/2022, Double Blind Randomized Controlled Trial, placebo-controlled, Iran, peer-reviewed, mean age 53.8, 29 authors, study period 19 February, 2021 - 14 August, 2021, average treatment delay 7.18 days, dosage 400µg/kg days 1-3, trial IRCT20111224008507N5, excluded in exclusion analyses: multiple critical issues, see study page.</p>	<p>risk of death, 30.8% lower, RR 0.69, $p = 0.36$, treatment 13 of 311 (4.2%), control 18 of 298 (6.0%), NNT 54.</p> <p>risk of mechanical ventilation, 50.0% lower, RR 0.50, $p = 0.07$, treatment 311, control 298.</p> <p>risk of ICU admission, 16.0% lower, RR 0.84, $p = 0.47$, treatment 311, control 298.</p> <p>hospitalization time, 11.5% higher, relative time 1.11, $p = 0.009$, treatment mean 7.98 (± 4.4) n=311, control mean 7.16 (± 3.2) n=298.</p> <p>deterioration, 12.7% higher, RR 1.13, $p = 0.74$, treatment 20 of 311 (6.4%), control 17 of 298 (5.7%).</p> <p>risk of no recovery, 24.2% lower, RR 0.76, $p = 0.02$, treatment 311, control 298, inverted to make RR<1 favor treatment, post-hoc primary outcome.</p> <p>risk of no recovery, 64.0% lower, RR 0.36, $p = 0.06$, treatment 5 of 145 (3.4%), control 10 of 105 (9.5%), NNT 16, day 7, cough.</p> <p>risk of no recovery, 76.0% lower, RR 0.24, $p = 0.38$, day 7, tachypnea.</p>
<p><i>Rezk</i>, 10/30/2021, prospective, Egypt, peer-reviewed, 4 authors, dosage 36mg days 1, 3, 6.</p>	<p>risk of death, 80.0% lower, RR 0.20, $p = 0.50$, treatment 0 of 160 (0.0%), control 2 of 160 (1.2%), NNT 80, relative risk is not 0 because of continuity correction due to zero events (with reciprocal of the contrasting arm).</p> <p>risk of progression, 55.6% lower, RR 0.44, $p = 0.06$, treatment 8 of 160 (5.0%), control 18 of 160 (11.2%), NNT 16, 2 weeks, including deaths.</p> <p>risk of no recovery, 33.4% lower, RR 0.67, $p = 0.27$, treatment 14 of 145 (9.7%), control 20 of 138 (14.5%), NNT 21, 4 weeks, more patients were lost to followup in the control group.</p> <p>time to viral-, 27.3% lower, relative time 0.73, $p = 0.01$, treatment 160, control 160.</p>
<p><i>Sarojvisut</i>, 12/12/2022, Randomized Controlled Trial, Thailand, peer-reviewed, 8 authors, study period 1 October, 2021 - 31 May, 2022, dosage 400µg/kg days 1-5, trial TCTR20220427005.</p>	<p>risk of ICU admission, 103.8% higher, RR 2.04, $p = 0.62$, treatment 2 of 157 (1.3%), control 1 of 160 (0.6%).</p> <p>risk of no improvement, 103.8% higher, RR 2.04, $p = 0.62$, treatment 2 of 157 (1.3%), control 1 of 160 (0.6%).</p> <p>recovery time, 3.8% lower, relative time 0.96, $p = 0.63$, treatment 157, control 160.</p>
<p><i>Shahbaznejad</i>, 1/19/2021, Double Blind Randomized Controlled Trial, Iran, peer-reviewed, 8 authors, average treatment delay 6.29 days, dosage</p>	<p>risk of death, 197.1% higher, RR 2.97, $p = 1.00$, treatment 1 of 35 (2.9%), control 0 of 34 (0.0%), continuity correction due to zero event (with reciprocal of the contrasting arm), patient died</p>

<p>200µg/kg single dose, trial IRCT20111224008507N3.</p>	<p>within 24 hours of admission.</p> <p>risk of mechanical ventilation, 94.3% higher, RR 1.94, $p = 1.00$, treatment 2 of 35 (5.7%), control 1 of 34 (2.9%).</p> <p>recovery time, 31.6% lower, relative time 0.68, $p = 0.048$, treatment 35, control 34, duration of dsypnea.</p> <p>recovery time, 19.2% lower, relative time 0.81, $p = 0.02$, treatment 35, control 34, duration of all symptoms, primary outcome.</p> <p>hospitalization time, 15.5% lower, relative time 0.85, $p = 0.02$, treatment 35, control 34.</p>
<p><i>Shimizu</i>, 12/31/2021, retrospective, Japan, peer-reviewed, 11 authors, study period December 2020 - May 2021, dosage 200µg/kg days 1, 14.</p>	<p>risk of death, 99.9% lower, HR 0.001, $p < 0.001$, treatment 0 of 39 (0.0%), control 8 of 49 (16.3%), NNT 6.1, adjusted per study, Cox proportional hazard regression.</p> <p>ventilator free days, 47.9% lower, OR 0.52, $p = 0.03$, treatment 39, control 49, adjusted per study, inverted to make OR<1 favor treatment, proportional odds logistic regression, primary outcome, RR approximated with OR.</p> <p>ventilation time, 38.5% lower, relative time 0.62, $p < 0.001$, treatment 39, control 49.</p> <p>ICU free days, 42.8% lower, OR 0.57, $p = 0.06$, treatment 39, control 49, adjusted per study, inverted to make OR<1 favor treatment, proportional odds logistic regression, RR approximated with OR.</p> <p>ICU time, 37.5% lower, relative time 0.62, $p < 0.001$, treatment 39, control 49.</p> <p>GI complications while ventilated, 77.9% lower, RR 0.22, $p = 0.03$, treatment 39, control 49, adjusted per study, Cox proportional hazard regression.</p>
<p><i>Soto</i>, 3/2/2022, retrospective, Peru, peer-reviewed, median age 58.0, 10 authors, study period April 2020 - August 2020, dosage not specified, excluded in exclusion analyses: substantial unadjusted confounding by indication likely; substantial confounding by time possible due to significant changes in SOC and treatment propensity near the start of the pandemic.</p>	<p>risk of death, 41.0% higher, HR 1.41, $p = 0.001$, treatment 280 of 484 (57.9%), control 374 of 934 (40.0%), adjusted per study, multivariable.</p>
<p><i>Soto-Becerra</i>, 10/8/2020, retrospective, database analysis, Peru, preprint, median age 59.4, 4 authors, study period 1 April, 2020 - 19 July, 2020, dosage 200µg/kg single dose, excluded in exclusion analyses: substantial unadjusted confounding by indication likely; includes PCR+ patients that may be asymptomatic for COVID-19 but in hospital for other reasons.</p>	<p>risk of death, 17.1% lower, HR 0.83, $p = 0.01$, treatment 92 of 203 (45.3%), control 1,438 of 2,630 (54.7%), NNT 11, IVM vs. control day 43 (last day available) weighted KM from figure 3, per the pre-specified rules, the last available day mortality results have priority.</p> <p>risk of death, 39.0% higher, HR 1.39, $p = 0.16$, treatment 47 of 203 (23.2%), control 401 of 2,630 (15.2%), adjusted per study, day 30, Table 2, IVM wHR, primary outcome.</p>

<p><i>Spoorthi</i>, 11/14/2020, prospective, India, peer-reviewed, 2 authors, dosage not specified, this trial uses multiple treatments in the treatment arm (combined with doxycycline) - results of individual treatments may vary.</p>	<p>recovery time, 21.1% lower, relative time 0.79, $p = 0.03$, treatment 50, control 50.</p>
	<p>hospitalization time, 15.5% lower, relative time 0.84, $p = 0.01$, treatment 50, control 50.</p>
<p><i>Thairu</i>, 2/25/2022, retrospective, Nigeria, peer-reviewed, mean age 41.7, 6 authors, study period April 2021 - November 2021, dosage 200µg/kg days 1-5, excluded in exclusion analyses: significant confounding by time possible due to separation of groups in different time periods.</p>	<p>risk of death, 87.9% lower, RR 0.12, $p = 0.12$, treatment 0 of 21 (0.0%), control 4 of 26 (15.4%), NNT 6.5, relative risk is not 0 because of continuity correction due to zero events (with reciprocal of the contrasting arm), propensity score matching.</p>
	<p>risk of death, 93.0% lower, RR 0.07, $p = 0.007$, treatment 0 of 61 (0.0%), control 4 of 26 (15.4%), NNT 6.5, relative risk is not 0 because of continuity correction due to zero events (with reciprocal of the contrasting arm), all patients.</p>
	<p>time to discharge, 54.6% lower, relative time 0.45, $p < 0.001$, treatment 61, control 26, propensity score matching.</p>
	<p>risk of no viral clearance, 94.8% lower, RR 0.05, $p = 0.001$, treatment 0 of 21 (0.0%), control 10 of 26 (38.5%), NNT 2.6, relative risk is not 0 because of continuity correction due to zero events (with reciprocal of the contrasting arm), propensity score matching, day 21.</p>
	<p>risk of no viral clearance, 95.2% lower, RR 0.05, $p < 0.001$, treatment 1 of 21 (4.8%), control 26 of 26 (100.0%), NNT 1.1, propensity score matching, day 14.</p>
	<p>risk of no viral clearance, 28.6% lower, RR 0.71, $p = 0.005$, treatment 15 of 21 (71.4%), control 26 of 26 (100.0%), NNT 3.5, propensity score matching, day 5.</p>
<p><i>Wada</i>, 5/22/2023, Double Blind Randomized Controlled Trial, placebo-controlled, Japan, peer-reviewed, 26 authors, study period August 2020 - October 2021, average treatment delay 6.6 days, dosage 200µg/kg single dose, trial NCT04703205 (history).</p>	<p>risk of progression, 19.0% lower, RR 0.81, $p = 0.46$, treatment 19 of 106 (17.9%), control 23 of 106 (21.7%), NNT 26, adjusted per study, odds ratio converted to relative risk.</p>
	<p>risk of progression, 27.1% lower, RR 0.73, $p = 0.47$, treatment 7 of 28 (25.0%), control 9 of 29 (31.0%), NNT 17, adjusted per study, odds ratio converted to relative risk, pneumonia for patients w/o pneumonia at baseline.</p>
	<p>risk of oxygen therapy, 14.3% higher, RR 1.14, $p = 0.46$, treatment 22 of 106 (20.8%), control 19 of 106 (17.9%), adjusted per study, odds ratio converted to relative risk.</p>
	<p>improvement, 23.5% worse, OR 1.23, $p = 0.61$, treatment 106, control 106, adjusted per study, inverted to make OR<1 favor treatment, RR approximated with OR.</p>
	<p>risk of no recovery, 60.0% lower, RR 0.40, $p = 0.17$, treatment 4 of 107 (3.7%), control 10 of 107 (9.3%), NNT 18, day 15, dyspnea.</p>
	<p>risk of no recovery, 20.0% lower, RR 0.80, $p = 1.00$, treatment 4 of 107 (3.7%), control 5 of 107 (4.7%), NNT 107, day 15,</p>

	headache.
	risk of no recovery, no change, RR 1.00, $p = 1.00$, treatment 7 of 107 (6.5%), control 7 of 107 (6.5%), day 15, sore throat.
	risk of no recovery, 18.2% lower, RR 0.82, $p = 0.81$, treatment 9 of 107 (8.4%), control 11 of 107 (10.3%), NNT 53, day 15, nasal discharge.
	risk of no recovery, 3.8% higher, RR 1.04, $p = 1.00$, treatment 27 of 107 (25.2%), control 26 of 107 (24.3%), day 15, cough.
	risk of no recovery, no change, RR 1.00, $p = 1.00$, treatment 18 of 107 (16.8%), control 18 of 107 (16.8%), day 15, sputum.
	risk of no recovery, 20.0% lower, RR 0.80, $p = 1.00$, treatment 4 of 107 (3.7%), control 5 of 107 (4.7%), NNT 107, day 15, diarrhea.
	risk of no recovery, 66.7% higher, RR 1.67, $p = 0.72$, treatment 5 of 107 (4.7%), control 3 of 107 (2.8%), day 15, myalgia.
	risk of no recovery, 1000.0% higher, RR 11.00, $p = 0.06$, treatment 5 of 107 (4.7%), control 0 of 107 (0.0%), continuity correction due to zero event (with reciprocal of the contrasting arm), day 15, arthralgia.
	risk of no viral clearance, 4.2% higher, HR 1.04, $p = 0.79$, treatment 106, control 106, inverted to make HR<1 favor treatment, Kaplan–Meier, primary outcome.
<i>Zubair</i> , 1/18/2022, retrospective, Pakistan, peer-reviewed, 8 authors, study period October 2020 - February 2021, dosage 12mg single dose, excluded in exclusion analyses: substantial unadjusted confounding by indication likely; unadjusted results with no group details.	risk of death, 9.0% higher, RR 1.09, $p = 1.00$, treatment 5 of 90 (5.6%), control 5 of 98 (5.1%), unadjusted.
	hospitalization time, 8.0% higher, relative time 1.08, $p = 0.40$, treatment 90, control 98, unadjusted, Table 3, mean number of days.

Prophylaxis.

Effect extraction follows pre-specified rules as detailed above and gives priority to more serious outcomes. Only the first (most serious) outcome is used in pooled analysis, which may differ from the effect a paper focuses on. Other outcomes are used in outcome specific analyses.

<i>Alam</i> , 12/15/2020, prospective, Bangladesh, peer-reviewed, 13 authors, dosage 12mg monthly.	risk of case, 90.6% lower, RR 0.09, $p < 0.001$, treatment 4 of 58 (6.9%), control 44 of 60 (73.3%), NNT 1.5.
<i>Behera (B)</i> , 2/15/2021, prospective, India, peer-reviewed, 14 authors, dosage 300µg/kg days 1, 4.	risk of case, 83.0% lower, RR 0.17, $p < 0.001$, treatment 45 of 2,199 (2.0%), control 133 of 1,147 (11.6%), NNT 10, two doses, primary outcome.
<i>Behera</i> , 11/3/2020, retrospective, India, peer-reviewed, 13 authors, dosage 300µg/kg days 1, 4.	risk of case, 53.8% lower, RR 0.46, $p < 0.001$, treatment 41 of 117 (35.0%), control 145 of 255 (56.9%), NNT 4.6, adjusted per study, odds ratio converted to relative risk, model 2 2+ doses conditional logistic regression.

<p><i>Bernigaud</i>, 11/28/2020, retrospective, France, peer-reviewed, 12 authors, dosage 200µg/kg days 1, 8, 15, 400µg/kg days 1, 8, 15, two different dosages.</p>	<p>risk of death, 99.4% lower, RR 0.006, $p = 0.08$, treatment 0 of 69 (0.0%), control 150 of 3,062 (4.9%), NNT 20, relative risk is not 0 because of continuity correction due to zero events (with reciprocal of the contrasting arm).</p>
	<p>risk of case, 55.1% lower, RR 0.45, $p = 0.01$, treatment 7 of 69 (10.1%), control 692 of 3,062 (22.6%), NNT 8.0.</p>
<p><i>Carvalho</i>, 11/17/2020, prospective, Argentina, peer-reviewed, 4 authors, dosage 12mg weekly, this trial uses multiple treatments in the treatment arm (combined with iota-carrageenan) - results of individual treatments may vary, excluded in exclusion analyses: concern about potential data issues.</p>	<p>risk of case, 99.9% lower, RR 0.001, $p < 0.001$, treatment 0 of 788 (0.0%), control 237 of 407 (58.2%), NNT 1.7, relative risk is not 0 because of continuity correction due to zero events (with reciprocal of the contrasting arm).</p>
<p><i>Carvalho (B)</i>, 10/19/2020, prospective, Argentina, preprint, 1 author, dosage 1mg days 1-14, this trial uses multiple treatments in the treatment arm (combined with iota-carrageenan) - results of individual treatments may vary, trial NCT04425850 (history), excluded in exclusion analyses: concern about potential data issues.</p>	<p>risk of case, 96.3% lower, RR 0.04, $p < 0.001$, treatment 0 of 131 (0.0%), control 11 of 98 (11.2%), NNT 8.9, relative risk is not 0 because of continuity correction due to zero events (with reciprocal of the contrasting arm).</p>
<p><i>Chahla (B)</i>, 1/11/2021, Randomized Controlled Trial, Argentina, peer-reviewed, 11 authors, study period 15 October, 2020 - 31 December, 2020, dosage 12mg weekly, this trial uses multiple treatments in the treatment arm (combined with iota-carrageenan) - results of individual treatments may vary, trial NCT04701710 (history).</p>	<p>risk of moderate/severe case, 95.2% lower, RR 0.05, $p = 0.002$, treatment 0 of 117 (0.0%), control 10 of 117 (8.5%), NNT 12, relative risk is not 0 because of continuity correction due to zero events (with reciprocal of the contrasting arm), moderate/severe COVID-19.</p>
	<p>risk of case, 84.0% lower, RR 0.16, $p = 0.004$, treatment 4 of 117 (3.4%), control 25 of 117 (21.4%), NNT 5.6, adjusted per study, odds ratio converted to relative risk, all cases, primary outcome.</p>
<p><i>Desort-Henin</i>, 1/5/2023, Double Blind Randomized Controlled Trial, placebo-controlled, Bulgaria, preprint, 5 authors, study period March 2022 - October 2022, dosage 200µg/kg day 1, 100µg/kg days 2-28, trial NCT05305560 (history) (SAIVE).</p>	<p>risk of case with high viral load, 96.0% lower, RR 0.04, $p < 0.001$, treatment 4 of 200 (2.0%), control 99 of 199 (49.7%), NNT 2.1.</p>
	<p>risk of case, 71.6% lower, RR 0.28, $p < 0.001$, treatment 30 of 200 (15.0%), control 105 of 199 (52.8%), NNT 2.6, primary outcome.</p>
<p><i>Hellwig</i>, 11/28/2020, retrospective, ecological study, multiple countries, peer-reviewed, 2 authors, dosage 200µg/kg, dose varied, typically 150-200µg/kg, excluded in exclusion analyses: not a typical trial, analysis of African countries that used or did not use ivermectin prophylaxis for parasitic infections.</p>	<p>risk of case, 78.0% lower, RR 0.22, $p < 0.02$, African countries, PCTI vs. no PCT, relative cases per capita.</p>
<p><i>IVERCOR PREP</i>, 12/20/2020, retrospective, Argentina, preprint, 1 author, dosage 12mg weekly, excluded in exclusion analyses: minimal details provided.</p>	<p>risk of case, 73.4% lower, RR 0.27, $p < 0.001$, treatment 13 of 389 (3.3%), control 61 of 486 (12.6%), NNT 11.</p>

<p><i>Kerr</i>, 12/11/2021, retrospective, propensity score matching, Brazil, peer-reviewed, 9 authors, study period July 2020 - December 2020, dosage 200µg/kg days 1, 2, 16, 17, 0.2mg/kg/day for 2 days every 15 days.</p>	<p>risk of death, 70.0% lower, RR 0.30, $p < 0.001$, treatment 25 of 3,034 (0.8%), control 79 of 3,034 (2.6%), NNT 56, adjusted per study, multivariate linear regression, propensity score matching.</p>
	<p>risk of hospitalization, 67.0% lower, RR 0.33, $p < 0.001$, treatment 44 of 3,034 (1.5%), control 99 of 3,034 (3.3%), adjusted per study, multivariate linear regression, propensity score matching.</p>
	<p>risk of case, 44.5% lower, RR 0.56, $p < 0.001$, treatment 4,197 of 113,845 (3.7%), control 3,034 of 45,716 (6.6%), NNT 34.</p>
<p><i>Mondal</i>, 5/31/2021, retrospective, India, peer-reviewed, 11 authors, dosage not specified.</p>	<p>risk of symptomatic case, 87.9% lower, RR 0.12, $p = 0.006$, treatment 128, control 1,342, adjusted per study, odds ratio converted to relative risk, control prevalence approximated with overall prevalence, multivariable, primary outcome.</p>
<p><i>Moraes</i>, 4/30/2021, Randomized Controlled Trial, this trial compares with another treatment - results may be better when compared to placebo, trial NCT04384458 (history).</p>	<p>Estimated 400 patient RCT with results unknown and over 3 years late.</p>
<p><i>Morgenstern</i>, 4/16/2021, retrospective, propensity score matching, Dominican Republic, peer-reviewed, 16 authors, dosage 200µg/kg weekly, trial NCT04832945 (history).</p>	<p>risk of hospitalization, 80.0% lower, RR 0.20, $p = 0.50$, treatment 0 of 271 (0.0%), control 2 of 271 (0.7%), NNT 136, relative risk is not 0 because of continuity correction due to zero events (with reciprocal of the contrasting arm), PSM.</p>
	<p>risk of case, 74.0% lower, RR 0.26, $p = 0.008$, treatment 5 of 271 (1.8%), control 18 of 271 (6.6%), NNT 21, adjusted per study, PSM, multivariate Cox regression, primary outcome.</p>
<p><i>PREVENT-COVID</i>, 6/24/2023, Double Blind Randomized Controlled Trial, placebo-controlled, trial NCT05060666 (history) (PREVENT-COVID).</p>	<p>Estimated 412 patient RCT with results unknown and over 2 years late.</p>
<p><i>Samajdar</i>, 11/17/2021, retrospective, India, peer-reviewed, 9 authors, study period 1 September, 2020 - 31 December, 2020, dosage not specified, excluded in exclusion analyses: minimal details provided; unadjusted results with no group details; results may be significantly affected by survey bias.</p>	<p>risk of case, 79.8% lower, RR 0.20, $p < 0.001$, treatment 12 of 164 (7.3%), control 29 of 81 (35.8%), NNT 3.5, odds ratio converted to relative risk, physician survey.</p>
	<p>risk of case, 48.6% lower, RR 0.51, $p = 0.03$, treatment 11 of 109 (10.1%), control 39 of 200 (19.5%), NNT 11, odds ratio converted to relative risk, combined ivermectin or HCQ in community.</p>
<p><i>Seet</i>, 4/14/2021, Cluster Randomized Controlled Trial, Singapore, peer-reviewed, 15 authors, study period 13 May, 2020 - 31 August, 2020, dosage 12mg single dose, 200µg/kg, maximum 12mg, this trial compares with another treatment - results may be better when compared to placebo, trial NCT04446104 (history).</p>	<p>risk of symptomatic case, 49.8% lower, RR 0.50, $p < 0.001$, treatment 32 of 617 (5.2%), control 64 of 619 (10.3%), NNT 19.</p>
	<p>risk of case, 5.8% lower, RR 0.94, $p = 0.61$, treatment 398 of 617 (64.5%), control 433 of 619 (70.0%), NNT 18, adjusted per study, odds ratio converted to relative risk, model 6, primary outcome.</p>
<p><i>Shouman</i>, 8/28/2020, Randomized Controlled Trial, Egypt, peer-reviewed, 8 authors, study period 1 June, 2020 - 28 July, 2020, dosage 18mg days 1, 3,</p>	<p>risk of symptomatic case, 91.3% lower, RR 0.09, $p < 0.001$, treatment 15 of 203 (7.4%), control 59 of 101 (58.4%), NNT 2.0, adjusted per study, inverted to make $RR < 1$ favor treatment, multivariate, primary outcome.</p>

dose varies depending on weight - 40-60kg: 15mg, 60-80kg: 18mg, >80kg: 24mg, trial NCT04422561 (history).	risk of severe case, 92.9% lower, RR 0.07, $p = 0.002$, treatment 1 of 203 (0.5%), control 7 of 101 (6.9%), NNT 16, unadjusted.
<i>Tanioka</i> , 3/26/2021, retrospective, ecological study, multiple countries, preprint, 3 authors, dosage 200µg/kg, dose varied, typically 150-200µg/kg, excluded in exclusion analyses: not a typical trial, analysis of African countries that used or did not use ivermectin prophylaxis for parasitic infections.	risk of death, 88.2% lower, RR 0.12, $p = 0.002$, relative mean mortality per million.

Supplementary Data

Supplementary Data

Footnotes

- a. Viral infection and replication involves attachment, entry, uncoating and release, genome replication and transcription, translation and protein processing, assembly and budding, and release. Each step can be disrupted by therapeutics.

References

1. **Abbas** et al., *The Effect of Ivermectin on Reducing Viral Symptoms in Patients with Mild COVID-19*, Indian Journal of Pharmaceutical Sciences, doi:10.36468/pharmaceutical-sciences.spl.416.
2. **Abd-Elmawla** et al., *Suppression of NLRP3 inflammasome by ivermectin ameliorates bleomycin-induced pulmonary fibrosis*, Journal of Zhejiang University-SCIENCE B, doi:10.1631/jzus.B2200385.
3. **Abd-Elsalam** et al., *Clinical Study Evaluating the Efficacy of Ivermectin in COVID-19 Treatment: A Randomized Controlled Study*, Journal of Medical Virology, doi:10.1002/jmv.27122.
4. **academic.oup.com**, academic.oup.com/ofid/article/7/7/ofaa277/5868216.
5. **acpjournals.org**, www.acpjournals.org/doi/10.7326/M21-3221.
6. **actgnetwork.org**, actgnetwork.org/2021/07/29/actg-launches-study-evaluating-the-effects-of-an-arv-change-among-people-living-with-hiv-who-experience-excessive-weight-gain/.
7. **Adams**, B., *Merck must do a new trial for faltering \$425M COVID-19 drug the U.S. government asked it to buy*, Fierce Biotech, www.fiercebiotech.com/biotech/merck-s-must-do-a-new-trial-for-faltering-425m-covid-drug-u-s-government-asked-it-to-buy.
8. **Adegboro** et al., *A review of the anti-viral effects of ivermectin*, African Journal of Clinical and Experimental Microbiology, doi:10.4314/ajcem.v22i3.2.
9. **Agamah** et al., *Network-based multi-omics-disease-drug associations reveal drug repurposing candidates for COVID-19 disease phases*, ScienceOpen, doi:10.58647/DRUGARXIV.PR000010.v1.
10. **Ahmed** et al., *A five day course of ivermectin for the treatment of COVID-19 may reduce the duration of illness*, International Journal of Infectious Diseases, doi:10.1016/j.ijid.2020.11.191.
11. **Ahsan** et al., *Clinical Variants, Characteristics, and Outcomes Among COVID-19 Patients: A Case Series Analysis at a Tertiary Care Hospital in Karachi, Pakistan*, Cureus, doi:10.7759/cureus.14761.
12. **ajtmh.org**, www.ajtmh.org/view/journals/tpmd/104/1/article-p35.xml.

13. **Al-kuraishy** et al., *Central effects of Ivermectin in alleviation of Covid-19-induced dysautonomia*, *Current Drug Targets*, doi:10.2174/1389450123666220810102406.
14. **Alam** et al., *Ivermectin as Pre-exposure Prophylaxis for COVID-19 among Healthcare Providers in a Selected Tertiary Hospital in Dhaka – An Observational Study*, *European Journal of Medical and Health Sciences*, doi:10.24018/ejmed.2020.2.6.599.
15. **Albariqi** et al., *Pharmacokinetics and Safety of Inhaled Ivermectin in Mice as a Potential COVID-19 Treatment*, *International Journal of Pharmaceutics*, doi:10.1016/j.ijpharm.2022.121688.
16. **Albariqi (B)** et al., *Preparation and Characterization of Inhalable Ivermectin Powders as a Potential COVID-19 Therapy*, *Journal of Aerosol Medicine and Pulmonary Drug Delivery*, doi:10.1089/jamp.2021.0059.
17. **Als-Nielsen** et al., *Association of Funding and Conclusions in Randomized Drug Trials*, *JAMA*, doi:10.1001/jama.290.7.921.
18. **Alsaïdi** et al., *Griffithsin and Carrageenan Combination Results in Antiviral Synergy against SARS-CoV-1 and 2 in a Pseudoviral Model*, *Marine Drugs*, doi:10.3390/md19080418.
19. **Altman, D.**, *How to obtain the P value from a confidence interval*, *BMJ*, doi:10.1136/bmj.d2304.
20. **Altman (B)** et al., *How to obtain the confidence interval from a P value*, *BMJ*, doi:10.1136/bmj.d2090.
21. **Alvarado** et al., *Interaction of the New Inhibitor Paxlovid (PF-07321332) and Ivermectin With the Monomer of the Main Protease SARS-CoV-2: A Volumetric Study Based on Molecular Dynamics, Elastic Networks, Classical Thermodynamics and SPT*, *Computational Biology and Chemistry*, doi:10.1016/j.compbiolchem.2022.107692.
22. **Aminpour** et al., *In Silico Analysis of the Multi-Targeted Mode of Action of Ivermectin and Related Compounds*, *Computation*, doi:10.3390/computation10040051.
23. **Amrhein** et al., *Scientists rise up against statistical significance*, *Nature*, 567:305-307, www.nature.com/articles/d41586-019-00857-9.
24. **Andreani** et al., *In vitro testing of combined hydroxychloroquine and azithromycin on SARS-CoV-2 shows synergistic effect*, *Microbial Pathogenesis*, doi:10.1016/j.micpath.2020.104228.
25. **Angkasekwinaï** et al., *Safety and Efficacy of Ivermectin for the Prevention and Treatment of COVID-19: A Double-Blinded Randomized Placebo-Controlled Study*, *Antibiotics*, doi:10.3390/antibiotics11060796.
26. **Anglemyer** et al., *Healthcare outcomes assessed with observational study designs compared with those assessed in randomized trials*, *Cochrane Database of Systematic Reviews 2014*, Issue 4, doi:10.1002/14651858.MR000034.pub2.
27. **Aref** et al., *Clinical, Biochemical and Molecular Evaluations of Ivermectin Mucoadhesive Nanosuspension Nasal Spray in Reducing Upper Respiratory Symptoms of Mild COVID-19*, *International Journal of Nanomedicine*, doi:10.2147/IJN.S313093.
28. **Aref (B)** et al., *Possible Role of Ivermectin Mucoadhesive Nanosuspension Nasal Spray in Recovery of Post-COVID-19 Anosmia*, *Infection and Drug Resistance*, doi:10.2147/IDR.S381715.
29. **Areskog** et al., *Dexamethasone treatment interferes with the pharmacokinetics of ivermectin in young cattle*, *Veterinary Parasitology*, doi:10.1016/j.vetpar.2012.07.011.
30. **Arévalo** et al., *Ivermectin reduces in vivo coronavirus infection in a mouse experimental model*, *Scientific Reports*, doi:10.1038/s41598-021-86679-0.
31. **ars.els-cdn.com**, ars.els-cdn.com/content/image/1-s2.0-S2667193X21001381-mmc3.pdf.
32. **Babalola** et al., *Ivermectin shows clinical benefits in mild to moderate COVID19: A randomised controlled double-blind, dose-response study in Lagos*, *QJM: An International Journal of Medicine*, doi:10.1093/qjmed/hcab035.
33. **Babalola (B)** et al., *The Place of Ivermectin in the Management of Covid-19: State of the Evidence*, *Medical Research Archives*, doi:10.18103/mra.v11i4.3778.
34. **Baguma** et al., *Characteristics of the COVID-19 patients treated at Gulu Regional Referral Hospital, Northern Uganda: A cross-sectional study*, *Research Square*, doi:10.21203/rs.3.rs-1193578/v1.
35. **Baqui** et al., *Ethnic and regional variations in hospital mortality from COVID-19 in Brazil: a cross-sectional observational study*, *The Lancet Global Health*, doi:10.1016/S2214-109X(20)30285-0.

36. **Barrows** et al., *A Screen of FDA-Approved Drugs for Inhibitors of Zika Virus Infection*, Cell Host & Microbe, doi:10.1016/j.chom.2016.07.004.
37. **Behera** et al., *Role of ivermectin in the prevention of SARS-CoV-2 infection among healthcare workers in India: A matched case-control study*, PLoS ONE, doi:10.1371/journal.pone.0247163.
38. **Behera (B)** et al., *Prophylactic Role of Ivermectin in Severe Acute Respiratory Syndrome Coronavirus 2 Infection Among Healthcare Workers*, Cureus 13:8, doi:10.7759/cureus.16897.
39. **Behl** et al., *CD147-spike protein interaction in COVID-19: Get the ball rolling with a novel receptor and therapeutic target*, Science of The Total Environment, doi:10.1016/j.scitotenv.2021.152072.
40. **Behzad** et al., *Real world Effectiveness of Sotrovimab in Preventing COVID-19–related Hospitalisation or Death in Patients Infected with Omicron BA.2*, Journal of Infection and Public Health, doi:10.1016/j.jiph.2023.11.029.
41. **Bello** et al., *Elucidation of the inhibitory activity of ivermectin with host nuclear importin α and several SARS-CoV-2 targets*, Journal of Biomolecular Structure and Dynamics, doi:10.1080/07391102.2021.1911857.
42. **Beltran Gonzalez** et al., *Efficacy and Safety of Ivermectin and Hydroxychloroquine in Patients with Severe COVID-19: A Randomized Controlled Trial*, Infectious Disease Reports, doi:10.3390/idr14020020.
43. **Bennett** et al., *Role of a nuclear localization signal on the minor capsid Proteins VP2 and VP3 in BKPyV nuclear entry*, Virology, doi:10.1016/j.virol.2014.10.013.
44. **Bernigaud** et al., *Ivermectin benefit: from scabies to COVID-19, an example of serendipity*, Annals of Dermatology and Venereology, doi:10.1016/j.annder.2020.09.231.
45. **Bhattacharya** et al., *Observational Study on Clinical Features, Treatment and Outcome of COVID 19 in a tertiary care Centre in India- a retrospective case series*, Int. J. Scientific Research, doi:10.36106/ijsr/7232245.
46. **Biber** et al., *The effect of ivermectin on the viral load and culture viability in early treatment of non-hospitalized patients with mild COVID-19 – A double-blind, randomized placebo-controlled trial*, International Journal of Infectious Diseases, doi:10.1016/j.ijid.2022.07.003.
47. **BiRD Group**, *The BBC's recent article "False Science" disintegrates under scrutiny*, bird-group.org/the-bbcs-recent-article-false-science-is-disintegrating-under-scrutiny/.
48. **Bitterman** et al., *Comparison of Trials Using Ivermectin for COVID-19 Between Regions With High and Low Prevalence of Strongyloidiasis*, JAMA Network Open, doi:10.1001/jamanetworkopen.2022.3079.
49. **bjgp.org**, bjgp.org/content/72/720/e446.
50. **blogs.bmj.com**, blogs.bmj.com/bmj/2018/11/08/peter-c-gotzsche-cochrane-no-longer-a-collaboration/.
51. **bmj.com**, www.bmj.com/content/364/bmj.k5302.
52. **bmjopenrespres.bmj.com**, bmjopenrespres.bmj.com/content/3/1/e000118.
53. **Borody** et al., *Combination Therapy For COVID-19 Based on Ivermectin in an Australian Population*, TrialSite News, covidmedicalnetwork.com/media/TrialSite-media-release-19.10.2021.pdf.
54. **Boschi** et al., *SARS-CoV-2 Spike Protein Induces Hemagglutination: Implications for COVID-19 Morbidities and Therapeutics and for Vaccine Adverse Effects*, bioRxiv, doi:10.1101/2022.11.24.517882.
55. **Bramante** et al., *Randomized Trial of Metformin, Ivermectin, and Fluvoxamine for Covid-19*, NEJM, doi:10.1056/NEJMoa2201662.
56. **Bray** et al., *Ivermectin and COVID-19: A report in Antiviral Research, widespread interest, an FDA warning, two letters to the editor and the authors' responses*, Antiviral Res., doi:10.1016/j.antiviral.2020.104805.
57. **Bryant** et al., *Ivermectin for Prevention and Treatment of COVID-19 Infection: A Systematic Review, Meta-analysis, and Trial Sequential Analysis to Inform Clinical Guidelines*, American Journal of Therapeutics, doi:10.1097/MJT.0000000000001402.
58. **Budhiraja** et al., *Clinical Profile of First 1000 COVID-19 Cases Admitted at Tertiary Care Hospitals and the Correlates of their Mortality: An Indian Experience*, medRxiv, doi:10.1101/2020.11.16.20232223.

59. **Bukhari** et al., *Efficacy of Ivermectin in COVID-19 Patients with Mild to Moderate Disease*, medRxiv, doi:10.1101/2021.02.02.21250840.
60. **Buonfrate** et al., *High dose ivermectin for the early treatment of COVID-19 (COVER study): a randomised, double-blind, multicentre, phase II, dose-finding, proof of concept trial*, International Journal of Antimicrobial Agents, doi:10.1016/j.ijantimicag.2021.106516.
61. **Buonfrate (B)** et al., *The Global Prevalence of Strongyloides Stercoralis Infection*, Pathogens, doi:10.3390/pathogens9060468.
62. **Butler** et al., *Molnupiravir plus usual care versus usual care alone as early treatment for adults with COVID-19 at increased risk of adverse outcomes (PANORAMIC): an open-label, platform-adaptive randomised controlled trial*, The Lancet, doi:10.1016/S0140-6736(22)02597-1.
63. **Butler (B)** et al., *Doxycycline for community treatment of suspected COVID-19 in people at high risk of adverse outcomes in the UK (PRINCIPLE): a randomised, controlled, open-label, adaptive platform trial*, The Lancet Respiratory Medicine, doi:10.1016/S2213-2600(21)00310-6.
64. **c19early.org**, c19early.org/treatments.html.
65. **c19early.org (B)**, c19early.org/timeline.html.
66. **c19early.org (C)**, c19early.org/dmeta.html.
67. **c19early.org (D)**, c19early.org.
68. **c19early.org (E)**, c19early.org/mfmeta.html.
69. **c19ivm.org**, c19ivm.org/angkasekwinai.html.
70. **c19ivm.org (B)**, c19ivm.org/meta.html#gmk.
71. **c19ivm.org (C)**, c19ivm.org/pdf/principle-protocol-8.1.pdf.
72. **c19ivm.org (D)**, c19ivm.org/meta.html#merck.
73. **c19ivm.org (E)**, c19ivm.org/pdf/principle-protocol-7.0.pdf.
74. **c19ivm.org (F)**, c19ivm.org/pdf/principle-protocol-9.0.pdf.
75. **c19ivm.org (G)**, c19ivm.org/pdf/principle-protocol-13.0.pdf.
76. **c19ivm.org (H)**, c19ivm.org/i/principle-paused.png.
77. **c19ivm.org (I)**, c19ivm.org/i/principle-intermittent-enrollment.png.
78. **c19ivm.org (J)**, c19ivm.org/pdf/panoramic-info-5.0.pdf.
79. **c19ivm.org (K)**, c19ivm.org/pdf/principle-info-8.0.pdf.
80. **c19ivm.org (L)**, c19ivm.org/pdf/principle-newsletter-8-july-2021.pdf.
81. **c19ivm.org (M)**, c19ivm.org/pdf/principle-info-3.1.pdf.
82. **c19ivm.org (N)**, c19ivm.org/pdf/principle-info-3.5.pdf.
83. **c19ivm.org (O)**, c19ivm.org/files/TogetherTrialRandomizationAnalysis.xlsx.
84. **c19ivm.org (P)**, c19ivm.org/lawrieletter.html.
85. **c19ivm.org (Q)**, c19ivm.org/harperhill.html.
86. **c19ivm.org (R)**, c19ivm.org/meta.html.
87. **c19ivm.org (S)**, c19ivm.org/activ6ivm.html.
88. **c19ivm.org (T)**, c19ivm.org/meta.html#nih.
89. **c19ivm.org (U)**, c19ivm.org/meta.html#delay.

90. **Cadegiani** et al., *Early COVID-19 Therapy with azithromycin plus nitazoxanide, ivermectin or hydroxychloroquine in Outpatient Settings Significantly Improved COVID-19 outcomes compared to Known outcomes in untreated patients*, *New Microbes and New Infections*, doi:10.1016/j.nmni.2021.100915.
91. **Caly** et al., *The FDA-approved drug ivermectin inhibits the replication of SARS-CoV-2 in vitro*, *Antiviral Research*, doi:10.1016/j.antiviral.2020.104787.
92. **Campbell**, J., *BBC debunks ivermectin*, www.youtube.com/watch?v=zy7c_FHiEac.
93. **Camprubí** et al., *Lack of efficacy of standard doses of ivermectin in severe COVID-19 patients*, *PLoS ONE*, 15:11, doi:10.1371/journal.pone.0242184.
94. **Canga** et al., *The Pharmacokinetics and Interactions of Ivermectin in Humans—A Mini-review*, *AAPS J.*, doi:10.1208/s12248-007-9000-9.
95. **Carvallo** et al., *Study of the Efficacy and Safety of Topical Ivermectin + Iota-Carrageenan in the Prophylaxis against COVID-19 in Health Personnel*, *Journal of Biomedical Research and Clinical Investigation*, doi:10.31546/2633-8653.1007.
96. **Carvallo (B)** et al., *Usefulness of Topic Ivermectin and Carrageenan to Prevent Contagion of Covid 19 (IVERCAR)*, NCT04425850, clinicaltrials.gov/ct2/show/results/NCT04425850.
97. **Carvallo (C)** et al., *Safety and Efficacy of the Combined Use of Ivermectin, Dexamethasone, Enoxaparin and Aspirina against COVID-19 the I.D.E.A. Protocol*, *Journal of Clinical Trials*, 11:459 (preprint 9/15/20), www.longdom.org/open-access/safety-and-efficacy-of-the-combined-use-of-ivermectin-dexamethasone-enoxaparin-and-aspirina-against-covid19-the-idea-protocol-70290.html.
98. **cato.org**, www.cato.org/regulation/summer-2022/ivermectin-together-trial.
99. **cdn.factcheck.org**, cdn.factcheck.org/UploadedFiles/PRINCIPLEProtocolv8.112.04.2021_clean.pdf.
100. **certara.com**, www.certara.com/pressrelease/pfizer-deploys-certaras-d360-for-scientific-data-access-and-analysis/.
101. **Chaccour** et al., *Nebulized ivermectin for COVID-19 and other respiratory diseases, a proof of concept, dose-ranging study in rats*, *Scientific Reports*, doi:10.1038/s41598-020-74084-y.
102. **Chaccour (B)** et al., *The effect of early treatment with ivermectin on viral load, symptoms and humoral response in patients with non-severe COVID-19: A pilot, double-blind, placebo-controlled, randomized clinical trial*, *EClinicalMedicine*, doi:10.1016/j.eclinm.2020.100720.
103. **Chaccour (C)** et al., *Ivermectin to reduce malaria transmission I. Pharmacokinetic and pharmacodynamic considerations regarding efficacy and safety*, *Malar. J.*, doi:10.1186/s12936-017-1801-4.
104. **Chachar** et al., *Effectiveness of Ivermectin in SARS-CoV-2/COVID-19 Patients*, *International Journal of Sciences*, 9:31-35, doi:10.18483/ijSci.2378.
105. **Chahla** et al., *Randomized trials - Ivermectin repurposing for COVID-19 treatment of outpatients with mild disease in primary health care centers*, *Research, Society and Development*, doi:10.33448/rsd-v11i8.30844.
106. **Chahla (B)** et al., *Intensive Treatment With Ivermectin and Iota-Carrageenan as Pre-exposure Prophylaxis for COVID-19 in Health Care Workers From Tucuman, Argentina*, *American Journal of Therapeutics*, doi:10.1097/MJT.0000000000001433.
107. **Chamie**, J., *More about Ivermectin. Is this study a fraud?*, juanchamie.substack.com/p/more-about-ivermectin-is-this-study.
108. **Chamie-Quintero** et al., *Ivermectin for COVID-19 in Peru: 14-fold reduction in nationwide excess deaths, p=.002 for effect by state, then 13-fold increase after ivermectin use restricted*, *OSF Preprints*, osf.io/9egh4.
109. **Chamie-Quintero (B)**, J., *The Latest Results of Ivermectin's Success in Treating Outbreaks of COVID-19*, covid19criticalcare.com/ivermectin-in-covid-19/epidemiologic-analyses-on-covid19-and-ivermectin/.
110. **Charilaou** et al., *Acetaminophen Toxicity: Trends in Hospitalization and Their Outcomes in United States from 2002-2011*, *American Journal of Gastroenterology*, doi:10.14309/00000434-201610001-01012.
111. **Chellasamy** et al., *Docking and molecular dynamics studies of human ezrin protein with a modelled SARS-CoV-2 endodomain and their interaction with potential invasion inhibitors*, *Journal of King Saud University - Science*, doi:10.1016/j.jksus.2022.102277.

112. **Chiu** et al., *Absorption, tissue distribution, and excretion of tritium-labeled ivermectin in cattle, sheep, and rat*, J. Agric. Food Chem., doi:10.1021/jf00101a015.
113. **Choudhury** et al., *Exploring the binding efficacy of ivermectin against the key proteins of SARS-CoV-2 pathogenesis: an in silico approach*, Future Medicine, doi:10.2217/fvl-2020-0342.
114. **Chowdhury** et al., *A Comparative Study on Ivermectin-Doxycycline and Hydroxychloroquine-Azithromycin Therapy on COVID-19 Patients*, Eurasian Journal of Medicine and Oncology, doi:10.14744/ejmo.2021.16263.
115. **classic.clinicaltrials.gov**, classic.clinicaltrials.gov/ct2/history/NCT04510194?A=15&B=16&C=merged#StudyPageTop.
116. **classic.clinicaltrials.gov (B)**, classic.clinicaltrials.gov/ct2/history/NCT04510194?A=18&B=19&C=merged#StudyPageTop.
117. **clinicaltrials.gov**, clinicaltrials.gov/ct2/show/NCT04092452.
118. **clinicaltrials.gov (B)**, clinicaltrials.gov/ct2/show/NCT04727424.
119. **clinicaltrials.gov (C)**, clinicaltrials.gov/ct2/history/NCT04727424?A=1&B=2&C=Side-by-Side#StudyPageTop.
120. **clinicaltrials.gov (D)**, clinicaltrials.gov/ct2/history/NCT04727424?V_1=View#StudyPageTop.
121. **clinicaltrials.gov (E)**, clinicaltrials.gov/ct2/history/NCT04727424?A=2&B=3&C=merged#StudyPageTop.
122. **clinicaltrials.gov (F)**,
clinicaltrials.gov/study/NCT05894538?cond=Covid19&intr=ivermectin&page=2&rank=11&tab=results#participant-flow.
123. **clinicaltrials.gov (G)**, clinicaltrials.gov/ct2/show/NCT04885530.
124. **clinicaltrials.gov (H)**, clinicaltrials.gov/ct2/history/NCT04885530?A=10&B=11&C=merged#StudyPageTop.
125. **clinicaltrials.gov (I)**, clinicaltrials.gov/study/NCT04510194?tab=results.
126. **clinicaltrials.gov (J)**, clinicaltrials.gov/ct2/history/NCT04510194?A=15&B=16&C=merged#StudyPageTop.
127. **clinicaltrials.gov (K)**, clinicaltrials.gov/ct2/history/NCT04510194?A=16&B=17&C=merged#StudyPageTop.
128. **clinicaltrials.gov (L)**, clinicaltrials.gov/ct2/history/NCT04405843?A=7&B=8&C=merged#StudyPageTop.
129. **clinicaltrialsregister.eu**, www.clinicaltrialsregister.eu/ctr-search/trial/2020-001209-22/GB.
130. **Concato** et al., NEJM, 342:1887-1892, doi:10.1056/NEJM200006223422507.
131. **Covid Analysis**, *Analysis of López-Medina et al.*, c19ivm.org/lopezmedina.html.
132. **COVID-NMA**, *COVID-NMA weekly update, May 14, 2021*,
web.archive.org/web/20210514184958/https://www.covid-nma.com/news/.
133. **covid19criticalcare.com**,
covid19criticalcare.com/wp-content/uploads/2022/03/Statement-on-Together-Trial-WSJ-Article-Mar-18-1.pdf.
134. **covid19treatmentguidelines.nih.gov**,
www.covid19treatmentguidelines.nih.gov/about-the-guidelines/panel-financial-disclosure/.
135. **Croci** et al., *Liposomal Systems as Nanocarriers for the Antiviral Agent Ivermectin*, International Journal of Biomaterials, doi:10.1155/2016/8043983.
136. **cytel.com**,
www.cytel.com/blog/the-together-trial-cytel-designs-and-implements-novel-adaptive-platform-trial-for-covid-19-therapies.
137. **cytel.com (B)**, www.cytel.com/blog/an-interview-with-pfizers-chris-conklin.
138. **cytel.com (C)**,
www.cytel.com/news/nordic-capital-and-astorg-invest-in-pharmaceutical-technology-and-advanced-analytics-company-cytel.
139. **dailymed.nlm.nih.gov**,
dailymed.nlm.nih.gov/dailymed/getFile.cfm?setid=847a1dd7-d65b-4a0e-a67d-d90392059dac&type=pdf.

140. **Davidson** et al., *No evidence of important difference in summary treatment effects between COVID-19 preprints and peer-reviewed publications: a meta-epidemiological study*, *Journal of Clinical Epidemiology*, doi:10.1016/j.jclinepi.2023.08.011.
141. **dcricollab.dcri.duke.edu**, dcricollab.dcri.duke.edu/sites/NIHKKR/KR/GR-Slides-05-21-21.pdf.
142. **dcricollab.dcri.duke.edu (B)**, dcricollab.dcri.duke.edu/sites/NIHKKR/KR/GR-Slides-08-06-21.pdf.
143. **dcricollab.dcri.duke.edu (C)**, dcricollab.dcri.duke.edu/sites/NIHKKR/KR/GR-Slides-07-29-22.pdf.
144. **De Forni** et al., *Synergistic drug combinations designed to fully suppress SARS-CoV-2 in the lung of COVID-19 patients*, *PLoS ONE*, doi:10.1371/journal.pone.0276751.
145. **de Jesús Ascencio-Montiel** et al., *A Multimodal Strategy to Reduce the Risk of Hospitalization/death in Ambulatory Patients with COVID-19*, *Archives of Medical Research*, doi:10.1016/j.arcmed.2022.01.002.
146. **de la Rocha** et al., *Ivermectin compared with placebo in the clinical course in Mexican patients with asymptomatic and mild COVID-19: a randomized clinical trial*, *BMC Infectious Diseases*, doi:10.1186/s12879-022-07890-6.
147. **de Melo** et al., *Attenuation of clinical and immunological outcomes during SARS-CoV-2 infection by ivermectin*, *EMBO Mol. Med.*, doi:10.15252/emmm.202114122.
148. **de Oliveira Só** et al., *In Silico Comparative Analysis of Ivermectin and Nirmatrelvir Inhibitors Interacting with the SARS-CoV-2 Main Protease*, MDPI AG, doi:10.20944/preprints202404.1825.v1.
149. **De Vito** et al., *What Is the Efficacy of Sotrovimab in Reducing Disease Progression and Death in People with COVID-19 during the Omicron Era? Answers from a Real-Life Study*, *Viruses*, doi:10.3390/v15081757.
150. **Deaton** et al., *Understanding and misunderstanding randomized controlled trials*, *Social Science & Medicine*, 210, doi:10.1016/j.socscimed.2017.12.005.
151. **Delandre** et al., *Antiviral Activity of Repurposing Ivermectin against a Panel of 30 Clinical SARS-CoV-2 Strains Belonging to 14 Variants*, *Pharmaceuticals*, doi:10.3390/ph15040445.
152. **Deng**, H., *PyMeta, Python module for meta-analysis*, www.pymeta.com/.
153. **Descotes**, J., *Medical Safety of Ivermectin*, ImmunoSafe Consultance, web.archive.org/web/20240313025927/https://www.medincell.com/wp-content/uploads/2021/03/Clinical_Safety_of_Ivermectin-March_2021.pdf.
154. **Desort-Henin** et al., *The SAIVE Trial, Post-Exposure use of ivermectin in Covid-19 prevention: Efficacy and Safety Results*, *ECCMID 2023* (results released 1/5/2023), www.medincell.com/wp-content/uploads/2024/03/Poster-SAIVE-April2023-OK3.pdf.
155. **DiNicolantonio** et al., *Ivermectin may be a clinically useful anti-inflammatory agent for late-stage COVID-19*, *Open Heart*, doi:10.1136/openhrt-2020-001350.
156. **DiNicolantonio (B)** et al., *Anti-inflammatory activity of ivermectin in late-stage COVID-19 may reflect activation of systemic glycine receptors*, *Open Heart*, doi:10.1136/openhrt-2021-001655.
157. **doyourownresearch.substack.com**, doyourownresearch.substack.com/p/the-potemkin-argument-part-i-how.
158. **doyourownresearch.substack.com (B)**, doyourownresearch.substack.com/p/what-went-wrong-with-the-together.
159. **doyourownresearch.substack.com (C)**, doyourownresearch.substack.com/p/the-together-files-1-the-andrew-hill.
160. **doyourownresearch.substack.com (D)**, doyourownresearch.substack.com/p/together-trial-solving-the-3-day/comment/6143361.
161. **doyourownresearch.substack.com (E)**, doyourownresearch.substack.com/p/together-trial-impossible-numbers.
162. **doyourownresearch.substack.com (F)**, doyourownresearch.substack.com/p/demonstrating-randomization-failure.
163. **doyourownresearch.substack.com (G)**, doyourownresearch.substack.com/p/together-trial-solving-the-3-day.
164. **doyourownresearch.substack.com (H)**, doyourownresearch.substack.com/p/did-the-placebo-group-in-the-together.
165. **doyourownresearch.substack.com (I)**, doyourownresearch.substack.com/p/together-trial-and-the-negative-number.

166. [doyourownresearch.substack.com \(J\)](https://doyourownresearch.substack.com/p/did-the-together-trial-lie-to-reuters), doyourownresearch.substack.com/p/did-the-together-trial-lie-to-reuters.
167. [doyourownresearch.substack.com \(K\)](https://doyourownresearch.substack.com/p/together-trial-on-ivermectin-did), doyourownresearch.substack.com/p/together-trial-on-ivermectin-did.
168. [doyourownresearch.substack.com \(L\)](https://doyourownresearch.substack.com/p/when-did-the-ivermectin-and-fluvoxamine), doyourownresearch.substack.com/p/when-did-the-ivermectin-and-fluvoxamine.
169. [doyourownresearch.substack.com \(M\)](https://doyourownresearch.substack.com/p/was-the-data-in-the-together-trial/comment/6409395), doyourownresearch.substack.com/p/was-the-data-in-the-together-trial/comment/6409395.
170. [doyourownresearch.substack.com \(N\)](https://doyourownresearch.substack.com/p/the-problem-with-the-together-trial/comment/6043250), doyourownresearch.substack.com/p/the-problem-with-the-together-trial/comment/6043250.
171. [doyourownresearch.substack.com \(O\)](https://doyourownresearch.substack.com/p/the-together-trial-cant-make-up-its?utm_source=twitter&sd=fs&s=r), doyourownresearch.substack.com/p/the-together-trial-cant-make-up-its?utm_source=twitter&sd=fs&s=r.
172. [doyourownresearch.substack.com \(P\)](https://doyourownresearch.substack.com/p/activ-6-trial-ivermectin-scientists), doyourownresearch.substack.com/p/activ-6-trial-ivermectin-scientists.
173. [doyourownresearch.substack.com \(Q\)](https://doyourownresearch.substack.com/p/activ-6-dosing-and-timing-a-fox-in), doyourownresearch.substack.com/p/activ-6-dosing-and-timing-a-fox-in.
174. [doyourownresearch.substack.com \(R\)](https://doyourownresearch.substack.com/p/the-story-of-a-real-activ-6-patient), doyourownresearch.substack.com/p/the-story-of-a-real-activ-6-patient.
175. [doyourownresearch.substack.com \(S\)](https://doyourownresearch.substack.com/p/activ-6-and-together-bear-strangely), doyourownresearch.substack.com/p/activ-6-and-together-bear-strangely.
176. [drive.google.com](https://drive.google.com/file/d/1qh9U0FvrF-INnNyuZ9_ljPS8PCXpAdzR/view), drive.google.com/file/d/1qh9U0FvrF-INnNyuZ9_ljPS8PCXpAdzR/view.
177. [drive.google.com \(B\)](https://drive.google.com/file/d/18OfEy2byeYQBxY_xRuQjgmwtRS8m23zu/view), drive.google.com/file/d/18OfEy2byeYQBxY_xRuQjgmwtRS8m23zu/view.
178. [drive.google.com \(C\)](https://drive.google.com/file/d/1RewlbMERzo0ALy3au9NbTy6DHBeRd7D2/view), drive.google.com/file/d/1RewlbMERzo0ALy3au9NbTy6DHBeRd7D2/view.
179. [drtesslawrie.substack.com](https://drtesslawrie.substack.com/p/how-deep-does-the-rot-go), drtesslawrie.substack.com/p/how-deep-does-the-rot-go.
180. **Duloquin** et al., *Is COVID-19 Infection a Multiorganic Disease? Focus on Extrapulmonary Involvement of SARS-CoV-2*, *Journal of Clinical Medicine*, doi:10.3390/jcm13051397.
181. **Eberhardt** et al., *SARS-CoV-2 infection triggers pro-atherogenic inflammatory responses in human coronary vessels*, *Nature Cardiovascular Research*, doi:10.1038/s44161-023-00336-5.
182. [ebm.bmj.com](https://ebm.bmj.com/content/23/5/165), ebm.bmj.com/content/23/5/165.
183. **Efimenko** et al., *Treatment with Ivermectin Is Associated with Decreased Mortality in COVID-19 Patients: Analysis of a National Federated Database*, *International Journal of Infectious Diseases*, doi:10.1016/j.ijid.2021.12.096.
184. **Egger** et al., *Bias in meta-analysis detected by a simple, graphical test*, *BMJ*, doi:10.1136/bmj.315.7109.629.
185. **Elalfy** et al., *Effect of a combination of Nitazoxanide, Ribavirin and Ivermectin plus zinc supplement (MANS.NRIZ study) on the clearance of mild COVID-19*, *J. Med. Virol.*, doi:10.1002/jmv.26880.
186. **Elavarasi** et al., *Clinical features, demography, and predictors of outcomes of SARS-CoV-2 infection at a tertiary care hospital in India: A cohort study*, *Lung India*, doi:10.4103/lungindia.lungindia_493_21.
187. **Elijah**, S., *How Ivermectin became a Target for the 'Fraud Detectives.'*, *TrialSite News*, trialsitenews.com/how-ivermectin-became-a-target-for-the-fraud-detectives/.
188. **Elkholy** et al., *Ivermectin: A Closer Look at a Potential Remedy*, *Cureus*, doi:10.7759/cureus.10378.
189. [empendium.com](https://empendium.com/mcmtextbook/interviews/perspective/236226%2C-covid-19-to-treat-or-not-to-treat-platform-trials), empendium.com/mcmtextbook/interviews/perspective/236226%2C-covid-19-to-treat-or-not-to-treat-platform-trials.
190. [en.wikipedia.org](https://en.wikipedia.org/wiki/Clinical_equipoise), en.wikipedia.org/wiki/Clinical_equipoise.
191. [en.x-mol.com](https://en.x-mol.com/paper/article/947631), en.x-mol.com/paper/article/947631.
192. [england.nhs.uk](https://www.england.nhs.uk/statistics/wp-content/uploads/sites/2/2023/07/COVID-THERAPEUTICS-WEEKLY-PUBLICATION-week-ending-020723-V2.0-OCT-22-Onwards.xlsx), www.england.nhs.uk/statistics/wp-content/uploads/sites/2/2023/07/COVID-THERAPEUTICS-WEEKLY-PUBLICATION-week-ending-020723-V2.0-OCT-22-Onwards.xlsx.

193. **Errecalde** et al., *Safety and Pharmacokinetic Assessments of a Novel Ivermectin Nasal Spray Formulation in a Pig Model*, Journal of Pharmaceutical Sciences, doi:10.1016/j.xphs.2021.01.017.
194. **Espitia-Hernandez** et al., *Effects of Ivermectin-azithromycin-cholecalciferol combined therapy on COVID-19 infected patients: A proof of concept study*, Biomedical Research, 31:5, www.biomedres.info/biomedical-research/effects-of-ivermectinazithromycincholecalciferol-combined-therapy-on-covid19-infected-patients-a-proof-of-concept-study-14435.html.
195. **Evans**, R., *Tough on Crime? Pfizer and the CIHR*, Healthcare Policy, 5:4, www.ncbi.nlm.nih.gov/pmc/articles/PMC2875889/.
196. **Eweas** et al., *Molecular Docking Reveals Ivermectin and Remdesivir as Potential Repurposed Drugs Against SARS-CoV-2*, Frontiers in Microbiology, doi:10.3389/fmicb.2020.592908.
197. **Faisal** et al., *Potential use of azithromycin alone and in combination with ivermectin in fighting against the symptoms of COVID-19*, The Professional Medical Journal, doi:10.29309/TPMJ/2021.28.05.5867.
198. **Faria** et al., *Genomics and epidemiology of the P.1 SARS-CoV-2 lineage in Manaus, Brazil*, Science, doi:10.1126/science.abh2644.
199. **fastgrants.org**, fastgrants.org/.
200. **Fauquet** et al., *Microfluidic Diffusion Sizing Applied to the Study of Natural Products and Extracts That Modulate the SARS-CoV-2 Spike RBD/ACE2 Interaction*, Molecules, doi:10.3390/molecules28248072.
201. **Fenton**, M., *The curious perfect p-value: a case study in defamation and ignorance*, www.normanfenton.com/post/the-curious-perfect-p-value-a-case-study-in-defamation-and-ignorance.
202. **Ferreira** et al., *Outcomes associated with Hydroxychloroquine and Ivermectin in hospitalized patients with COVID-19: a single-center experience*, Revista da Associação Médica Brasileira, doi:10.1590/1806-9282.20210661.
203. **Fiaschi** et al., *In Vitro Combinatorial Activity of Direct Acting Antivirals and Monoclonal Antibodies against the Ancestral B.1 and BQ.1.1 SARS-CoV-2 Viral Variants*, Viruses, doi:10.3390/v16020168.
204. **fiercepharma.com**, www.fiercepharma.com/pharma/icer-says-pfizers-paxlovid-mercks-molnupiravir-both-cost-effective-drugs-benefit-far-equal.
205. **Figueroa** et al., *Efficacy of a nasal spray containing Iota-Carrageenan in the prophylaxis of COVID-19 in hospital personnel dedicated to patients care with COVID-19 disease A pragmatic multicenter, randomized, double-blind, placebo-controlled trial (CARR-COV-02)*, International Journal of General Medicine, doi:10.2147/IJGM.S328486.
206. **files.covid19treatmentguidelines.nih.gov**, files.covid19treatmentguidelines.nih.gov/guidelines/archive/covid19treatmentguidelines-08-27-2020.pdf.
207. **fnih.org**, www.fnih.org/sites/default/files/2021-07/ACTIV-6%20Protocol%20V1.0_01APR2021.pdf.
208. **Fordham** et al., *The uses and abuses of systematic reviews*, OSF Preprints, doi:10.31219/osf.io/mp4f2.
209. **Formiga** et al., *Ivermectin: an award-winning drug with expected antiviral activity against COVID-19*, J. Control Release, doi:10.1016/j.jconrel.2020.10.009.
210. **Forrest** et al., *Resilient Clinical Trial Infrastructure in Response to the COVID-19 Pandemic: Lessons Learned from the TOGETHER Randomized Platform Clinical Trial*, The American Journal of Tropical Medicine and Hygiene, doi:10.4269/ajtmh.21-1202.
211. **Fox**, C., *Did Dismissals of Safe Outpatient Drugs Cause Needless Covid Deaths? Dissenting Doctors Say Yes*, RealClearInvestigations, www.realclearinvestigations.com/articles/2021/12/21/did_dismissals_of_safe_outpatient_drugs_cause_needless_covid_deaths_dissenting_doctors_say_yes_808045.html.
212. **Francés-Monerris** et al., *Microscopic interactions between ivermectin and key human and viral proteins involved in SARS-CoV-2 infection*, Physical Chemistry Chemical Physics, doi:10.1039/D1CP02967C.
213. **Francés-Monerris (B)** et al., *Has Ivermectin Virus-Directed Effects against SARS-CoV-2? Rationalizing the Action of a Potential Multitarget Antiviral Agent*, ChemRxiv, doi:10.26434/chemrxiv.12782258.v1.

214. **francesoir.fr**, www.francesoir.fr/societe-sante/la-tromperie-de-letude-jama-sur-livermectine-des-participants-letude-est-confirnee.
215. **Galan** et al., *Phase 2 randomized study on chloroquine, hydroxychloroquine or ivermectin in hospitalized patients with severe manifestations of SARS-CoV-2 infection*, Pathogens and Global Health, doi:10.1080/20477724.2021.1890887.
216. **Gao** et al., *Ivermectin ameliorates acute myocarditis via the inhibition of importin-mediated nuclear translocation of NF- κ B/p65*, International Immunopharmacology, doi:10.1016/j.intimp.2024.112073.
217. **García-Aguilar** et al., *In Vitro Analysis of SARS-CoV-2 Spike Protein and Ivermectin Interaction*, International Journal of Molecular Sciences, doi:10.3390/ijms242216392.
218. **gatesopenresearch.org**, gatesopenresearch.org/articles/5-117.
219. **gatesopenresearch.org (B)**, gatesopenresearch.org/articles/5-117/v2.
220. **Gbinigie** et al., *Platform adaptive trial of novel antivirals for early treatment of COVID-19 In the community (PANORAMIC): protocol for a randomised, controlled, open-label, adaptive platform trial of community novel antiviral treatment of COVID-19 in people at increased risk of more severe disease*, BMJ Open, doi:10.1136/bmjopen-2022-069176.
221. **Genetic Engineering and Biotechnology News**, *Merck to Seek FDA EUA for COVID-19 Pill after Positive Phase III Data*, www.genengnews.com/news/merck-to-seek-fda-eua-for-covid-19-pill-after-positive-phase-iii-data/.
222. **George** et al., *Single Dose of Ivermectin is not Useful in Patients with Hematological Disorders and COVID-19 Illness: A Phase II B Open Labelled Randomized Controlled Trial*, Indian Journal of Hematology and Blood Transfusion, doi:10.1007/s12288-022-01546-w.
223. **Ghauri** et al., *Ivermectin Use Associated with Reduced Duration of Covid-19 Febrile Illness in a Community Setting*, International Journal of Clinical Studies & Medical Case Reports, doi:10.46998/IJCMCR.2021.13.000320.
224. **gob.mx**, www.gob.mx/salud/documentos/datos-abiertos-152127.
225. **González-Paz** et al., *Comparative study of the interaction of ivermectin with proteins of interest associated with SARS-CoV-2: A computational and biophysical approach*, Biophysical Chemistry, doi:10.1016/j.bpc.2021.106677.
226. **González-Paz (B)** et al., *Structural Deformability Induced in Proteins of Potential Interest Associated with COVID-19 by binding of Homologues present in Ivermectin: Comparative Study Based in Elastic Networks Models*, Journal of Molecular Liquids, doi:10.1016/j.molliq.2021.117284.
227. **Goodkin**, M., *Are Major Ivermectin Studies Designed for Failure?*, trialsitenews.com/are-major-ivermectin-studies-designed-for-failure/.
228. **Gorrial** et al., *Effectiveness of Ivermectin as add-on Therapy in COVID-19 Management (Pilot Trial)*, medRxiv, doi:10.1101/2020.07.07.20145979.
229. **Götz** et al., *Influenza A viruses escape from MxA restriction at the expense of efficient nuclear vRNP import*, Scientific Reports, doi:10.1038/srep23138.
230. **Gøtzsche**, P., *Bias in double-blind trials*, Doctoral Thesis, University of Copenhagen, www.scientificfreedom.dk/2023/05/16/bias-in-double-blind-trials-doctoral-thesis/.
231. **Guzman** et al., *Factors associated with increased mortality in critically ill COVID-19 patients in a Mexican public hospital: the other faces of health system oversaturation*, medRxiv, doi:10.1101/2021.03.04.21252084.
232. **Guzzo** et al., *Safety, Tolerability, and Pharmacokinetics of Escalating High Doses of Ivermectin in Healthy Adult Subjects*, J. Clinical Pharmacology, doi:10.1177/009127002237994.
233. **halifaxexaminer.ca**, www.halifaxexaminer.ca/featured/whats-the-deal-with-ivermectin-and-covid/.
234. **Hampshire** et al., *Cognition and Memory after Covid-19 in a Large Community Sample*, New England Journal of Medicine, doi:10.1056/NEJMoa2311330.
235. **Harbord** et al., *A modified test for small-study effects in meta-analyses of controlled trials with binary endpoints*, Statistics in Medicine, doi:10.1002/sim.2380.

236. **Hariyanto** et al., *Ivermectin and outcomes from Covid-19 pneumonia: A systematic review and meta-analysis of randomized clinical trial studies*, *Reviews In Medical Virology*, doi:10.1002/rmv.2265.
237. **Harper**, P., *Professor tied to altered Andrew Hill paper also prepared 'Ivermectin Evidence' for World Health Organisation*, philharper.substack.com/p/professor-tied-to-altered-andrew?s=r.
238. **Hashim** et al., *Controlled randomized clinical trial on using Ivermectin with doxycycline for treating COVID-19 patients in Baghdad, Iraq*, *Iraqi Journal of Medical Science*, 19:1, www.iraqijms.net/upload/pdf/iraqijms60db8b76d3b1e.pdf.
239. **Hayden** et al., *Baloxavir Marboxil for Uncomplicated Influenza in Adults and Adolescents*, *New England Journal of Medicine*, doi:10.1056/NEJMoa1716197.
240. **Hayward** et al., *Ivermectin for COVID-19 in adults in the community (PRINCIPLE): an open, randomised, controlled, adaptive platform trial of short- and longer-term outcomes*, *Journal of Infection*, doi:10.1016/j.jinf.2024.106130.
241. **Hazan** et al., *Treatment with Ivermectin Increases the Population of Bifidobacterium in the Gut*, ACG 2023, acg2023posters.eventscribe.net/posterspeakers.asp.
242. **Hazan (B)** et al., *Effectiveness of ivermectin-based multidrug therapy in severely hypoxic, ambulatory COVID-19 patients*, *Future Microbiology*, doi:10.2217/fmb-2022-0014.
243. **Heidary** et al., *Ivermectin: a systematic review from antiviral effects to COVID-19 complementary regimen*, *The Journal of Antibiotics*, 73, 593–602, doi:10.1038/s41429-020-0336-z.
244. **Hellwig** et al., *A COVID-19 Prophylaxis? Lower incidence associated with prophylactic administration of Ivermectin*, *International Journal of Antimicrobial Agents*, doi:10.1016/j.ijantimicag.2020.106248.
245. **Henderson**, J., *Ivermectin Arm of PRINCIPLE Trial Put on Hold — Trial website cites supply issues*, *MedPage Today*, www.medpagetoday.com/special-reports/exclusives/96194.
246. **hra.nhs.uk**,
www.hra.nhs.uk/planning-and-improving-research/application-summaries/research-summaries/principle-covid-19-uph/.
247. **Huvemek**, *Kovid-19 - Huvemek® Phase 2 clinical trial*, Press Release, huvemec.bg/covid-19-huvemec-klinichno-izpitanie/za-isledvaneto/.
248. **Ikematsu** et al., *Baloxavir Marboxil for Prophylaxis against Influenza in Household Contacts*, *New England Journal of Medicine*, doi:10.1056/NEJMoa1915341.
249. **ir.eigerbio.com**,
ir.eigerbio.com/news-releases/news-release-details/eiger-biopharmaceuticals-provides-update-plans-emergency-use.
250. **isrctn.com**, www.isrctn.com/ISRCTN30448031.
251. **isrctn.com (B)**, www.isrctn.com/ISRCTN86534580.
252. **IVERCOR PREP**, *Ivermectina en agentes de salud e IVERCOR COVID19, Preliminary Results*, web.archive.org/web/20210226215453/https://twitter.com/Covid19Crusher/status/1365420061859717124.
253. **Jadad** et al., *Randomized Controlled Trials: Questions, Answers, and Musings, Second Edition*, doi:10.1002/9780470691922.
254. **Jagiasi** et al., *Variation in therapeutic strategies for the management of severe COVID-19 in India- A nationwide cross-sectional survey*, *The International Journal of Clinical Practice*, doi:10.1111/ijcp.14574.
255. **jamaletter.com**, jamaletter.com/.
256. **jamanetwork.com**, jamanetwork.com/journals/jamanetworkopen/fullarticle/2779044.
257. **jamanetwork.com (B)**, jamanetwork.com/journals/jama/fullarticle/2801827.
258. **jamanetwork.com (C)**, jamanetwork.com/journals/jama/fullarticle/2777389.
259. **Jamir** et al., *Determinants of Outcome Among Critically Ill Police Personnel With COVID-19: A Retrospective Observational Study From Andhra Pradesh, India*, *Cureus*, doi:10.7759/cureus.20394.

260. **Jans** et al., *The broad spectrum host-directed agent ivermectin as an antiviral for SARS-CoV-2* ?, Biochemical and Biophysical Research Communications, doi:10.1016/j.bbrc.2020.10.042.
261. **Jans (B)** et al., *Ivermectin as a Broad-Spectrum Host-Directed Antiviral: The Real Deal?*, Cells 2020, 9:9, 2100, doi:10.3390/cells9092100.
262. **Jayk Bernal** et al., *Molnupiravir for Oral Treatment of Covid-19 in Nonhospitalized Patients*, New England Journal of Medicine, doi:10.1056/NEJMoa2116044.
263. **Jeffreys** et al., *Remdesivir-ivermectin combination displays synergistic interaction with improved in vitro activity against SARS-CoV-2*, International Journal of Antimicrobial Agents, doi:10.1016/j.ijantimicag.2022.106542.
264. **Jerusalem Post**, *Israeli scientist says COVID-19 could be treated for under \$1/day*, www.jpost.com/health-science/israeli-scientist-says-covid-19-could-be-treated-for-under-1day-675612.
265. **Jitobaom** et al., *Identification of inositol monophosphatase as a broad-spectrum antiviral target of ivermectin*, Journal of Medical Virology, doi:10.1002/jmv.29552.
266. **Jitobaom (B)** et al., *Synergistic anti-SARS-CoV-2 activity of repurposed anti-parasitic drug combinations*, BMC Pharmacology and Toxicology, doi:10.1186/s40360-022-00580-8.
267. **Jitobaom (C)** et al., *Favipiravir and Ivermectin Showed in Vitro Synergistic Antiviral Activity against SARS-CoV-2*, Research Square, doi:10.21203/rs.3.rs-941811/v1.
268. **Kalfas** et al., *The therapeutic potential of ivermectin for COVID-19: a systematic review of mechanisms and evidence*, medRxiv, doi:10.1101/2020.11.30.20236570.
269. **Kalhor** et al., *Repurposing of the approved small molecule drugs in order to inhibit SARS-CoV-2 S protein and human ACE2 interaction through virtual screening approaches*, Journal of Biomolecular Structure and Dynamics, doi:10.1080/07391102.2020.1824816.
270. **Kamal** et al., *Ivermectin In Treatment of COVID 19 Patients*, NCT04425707, clinicaltrials.gov/study/NCT04425707.
271. **Karita** et al., *Trajectory of viral load in a prospective population-based cohort with incident SARS-CoV-2 G614 infection*, medRxiv, doi:10.1101/2021.08.27.21262754.
272. **Kern** et al., *Modeling of SARS-CoV-2 Treatment Effects for Informed Drug Repurposing*, Frontiers in Pharmacology, doi:10.3389/fphar.2021.625678.
273. **Kerr** et al., *Ivermectin Prophylaxis Used for COVID-19: A Citywide, Prospective, Observational Study of 223,128 Subjects Using Propensity Score Matching*, Cureus, doi:10.7759/cureus.21272.
274. **Khan** et al., *Ivermectin treatment may improve the prognosis of patients with COVID-19*, Archivos de Bronconeumología, doi:10.1016/j.arbres.2020.08.007.
275. **Khan (B)**, T., *Merck Signs ~\$1.2B Supply Agreement with US Government for Molnupiravir to Treat COVID-19*, PharmaShots, pharmashots.com/61076/merck-signs-1-2b-supply-agreement-with-us-government-for-molnupiravir-to-treat-covid-19/.
276. **Kishoria** et al., *Ivermectin as adjuvant to hydroxychloroquine in patients resistant to standard treatment for SARS-CoV-2: results of an open-label randomized clinical study*, Paripex - Indian Journal of Research, doi:10.36106/paripex/4801859.
277. **Korves** et al., *SARS-CoV-2 Genetic Variants and Patient Factors Associated with Hospitalization Risk*, medRxiv, doi:10.1101/2024.03.08.24303818.
278. **Kory** et al., *Review of the Emerging Evidence Demonstrating the Efficacy of Ivermectin in the Prophylaxis and Treatment of COVID-19*, American Journal of Therapeutics, doi:10.1097/MJT.0000000000001377.
279. **Kory (B)**, P., *Commentary on medical journals*, twitter.com/PierreKory/status/1434741303527579648.
280. **Kory (C)**, P., *The Criminal Censorship of Ivermectin's Efficacy By The High-Impact Medical Journals - Part 1*, Pierre Kory's Medical Musings, pierrekory.substack.com/p/the-criminal-censorship-of-ivermectins.
281. **Kory (D)**, P., *The Criminal Censorship Of Ivermectin By The High Impact Medical Journals - Part 2*, Pierre Kory's Medical Musings, pierrekory.substack.com/p/the-criminal-censorship-of-ivermectin.

282. **Kory (E)**, P., *The Criminal Censorship Of Ivermectin By The High Impact Medical Journals - Part 3*, Pierre Kory's Medical Musings, pierrekory.substack.com/p/the-criminal-censorship-of-ivermectin-418.
283. **Kory (F)**, P., *The Global War on Ivermectin*, International Covid Summit III, European Parliament, Brussels, covid19criticalcare.com/wp-content/uploads/2023/05/GLOBAL-WAR-ON-IVERMECTIN-PARLIAMENT.pdf.
284. **Kory (G)** et al., *Review of the Emerging Evidence Demonstrating the Efficacy of Ivermectin in the Prophylaxis and Treatment of COVID-19*, *Frontiers in Pharmacology*, doi:10.3389/fphar.2021.643369.
285. **Kory (H)**, P., *Dr. Pierre Kory Talks About Human Rights and The Big Science Disinformation*, www.youtube.com/watch?v=3UTuT9TSRFQ&t=2890s.
286. **Kory (I)**, P., *FLCCC Alliance Statement on the Irregular Actions of Public Health Agencies and the Widespread Disinformation Campaign Against Ivermectin*, covid19criticalcare.com/wp-content/uploads/2021/05/CLEAN-FLCCC-STATEMENT-AGAINST-THE-GLOBAL-IVERMECTIN-DISINFORMATION-CAMPAIGN-5.11.2021.pdf.
287. **Kosyna** et al., *The importin α/β -specific inhibitor Ivermectin affects HIF-dependent hypoxia response pathways*, *Biological Chemistry*, doi:10.1515/hsz-2015-0171.
288. **Kow** et al., *Pitfalls in Reporting Sample Size Calculation Across Randomized Controlled Trials Involving Ivermectin for the treatment of COVID-19*, *American Journal of Therapeutics*, doi:10.1097/MJT.0000000000001441.
289. **Krolewiecki** et al., *Antiviral effect of high-dose ivermectin in adults with COVID-19: A proof-of-concept randomized trial*, *EClinicalMedicine*, doi:10.1016/j.eclinm.2021.100959.
290. **Kumar** et al., *Combining baloxavir marboxil with standard-of-care neuraminidase inhibitor in patients hospitalised with severe influenza (FLAGSTONE): a randomised, parallel-group, double-blind, placebo-controlled, superiority trial*, *The Lancet Infectious Diseases*, doi:10.1016/S1473-3099(21)00469-2.
291. **lanacion.com.ar**, www.lanacion.com.ar/sociedad/coronavirus-argentina-advertencias-evidencias-consumo-ivermectina-covid-19-nid2528989/.
292. **Lawrie** et al., *Ivermectin reduces the risk of death from COVID-19 – a rapid review and meta-analysis in support of the recommendation of the Front Line COVID-19 Critical Care Alliance*, Preprint, b3d2650e-e929-4448-a527-4eeb59304c7f.filesusr.com/ugd/593c4f_8cb655bd21b1448ba6cf1f4c59f0d73d.pdf.
293. **Lawrie (B)**, T., *A letter to the BBC*, trialsitenews.com/a-letter-to-the-bbc/.
294. **Lee** et al., *Analysis of Overall Level of Evidence Behind Infectious Diseases Society of America Practice Guidelines*, *Arch Intern Med.*, 2011, 171:1, 18-22, doi:10.1001/archinternmed.2010.482.
295. **Lehrer** et al., *Ivermectin Docks to the SARS-CoV-2 Spike Receptor-binding Domain Attached to ACE2*, *In Vivo*, 34:5, 3023-3026, doi:10.21873/invivo.12134.
296. **Lespine** et al., *Influence of the route of administration on efficacy and tissue distribution of ivermectin in goat*, *Veterinary Parasitology*, doi:10.1016/j.vetpar.2004.11.028.
297. **Li** et al., *Quantitative proteomics reveals a broad-spectrum antiviral property of ivermectin, benefiting for COVID-19 treatment*, *J. Cellular Physiology*, doi:10.1002/jcp.30055.
298. **Lifschitz** et al., *Comparative distribution of ivermectin and doramectin to parasite location tissues in cattle*, *Veterinary Parasitology*, doi:10.1016/s0304-4017(99)00175-2.
299. **Lim** et al., *Efficacy of Ivermectin Treatment on Disease Progression Among Adults With Mild to Moderate COVID-19 and Comorbidities: The I-TECH Randomized Clinical Trial*, *JAMA*, doi:10.1001/jamainternmed.2022.0189.
300. **Lima-Morales** et al., *Effectiveness of a multidrug therapy consisting of ivermectin, azithromycin, montelukast and acetylsalicylic acid to prevent hospitalization and death among ambulatory COVID-19 cases in Tlaxcala, Mexico*, *International Journal of Infectious Diseases*, doi:10.1016/j.ijid.2021.02.014.
301. **Lind** et al., *Increase in Outpatient Ivermectin Dispensing in the US During the COVID-19 Pandemic: A Cross-Sectional Analysis*, *Journal of General Internal Medicine*, doi:10.1007/s11606-021-06948-6.

302. **Lindsell** et al., *ACTIV-6: Operationalizing a decentralized, outpatient randomized platform trial to evaluate efficacy of repurposed medicines for COVID-19*, Journal of Clinical and Translational Science, doi:10.1017/cts.2023.644.
303. **Liu** et al., *Crosstalk between neutrophil extracellular traps and immune regulation: insights into pathobiology and therapeutic implications of transfusion-related acute lung injury*, Frontiers in Immunology, doi:10.3389/fimmu.2023.1324021.
304. **Liu (B)** et al., *Genome-wide analyses reveal the detrimental impacts of SARS-CoV-2 viral gene Orf9c on human pluripotent stem cell-derived cardiomyocytes*, Stem Cell Reports, doi:10.1016/j.stemcr.2022.01.014.
305. **Liu (C)** et al., *SARS-CoV-2 viral genes Nsp6, Nsp8, and M compromise cellular ATP levels to impair survival and function of human pluripotent stem cell-derived cardiomyocytes*, Stem Cell Research & Therapy, doi:10.1186/s13287-023-03485-3.
306. **Llenas-García** et al., *Ivermectin Effect on In-Hospital Mortality and Need for Respiratory Support in COVID-19 Pneumonia: Propensity Score-Matched Retrospective Study*, Viruses, doi:10.3390/v15051138.
307. **longhaulwiki.com**, longhaulwiki.com/resources/assets/Numerous%20issues%20with%20the%20TOGETHER%20trial.pdf.
308. **Loo** et al., *Recent Advances in Inhaled Nanoformulations of Vaccines and Therapeutics Targeting Respiratory Viral Infections*, Pharmaceutical Research, doi:10.1007/s11095-023-03520-1.
309. **López-Medina** et al., *Effect of Ivermectin on Time to Resolution of Symptoms Among Adults With Mild COVID-19: A Randomized Clinical Trial*, JAMA, doi:10.1001/jama.2021.3071.
310. **Loue** et al., *Ivermectin and COVID-19 in Care Home: Case Report*, J. Infectious Diseases and Epidemiology, doi:10.23937/2474-3658/1510202.
311. **Low** et al., *Repositioning Ivermectin for Covid-19 treatment: Molecular mechanisms of action against SARS-CoV-2 replication*, Biochimica et Biophysica Acta (BBA) - Molecular Basis of Disease, doi:10.1016/j.bbadis.2021.166294.
312. **Lui** et al., *Nsp1 facilitates SARS-CoV-2 replication through calcineurin-NFAT signaling*, Virology, doi:10.1128/mbio.00392-24.
313. **Lv** et al., *Host proviral and antiviral factors for SARS-CoV-2*, Virus Genes, doi:10.1007/s11262-021-01869-2.
314. **Ma** et al., *Ivermectin contributes to attenuating the severity of acute lung injury in mice*, Biomedicine & Pharmacotherapy, doi:10.1016/j.biopha.2022.113706.
315. **Macaskill** et al., *A comparison of methods to detect publication bias in meta-analysis*, Statistics in Medicine, doi:10.1002/sim.698.
316. **Madrid** et al., *Safety of oral administration of high doses of ivermectin by means of biocompatible polyelectrolytes formulation*, Heliyon, doi:10.1016/j.heliyon.2020.e05820.
317. **Mahmud** et al., *Ivermectin in combination with doxycycline for treating COVID-19 symptoms: a randomized trial*, Journal of International Medical Research, doi:10.5061/dryad.qjq2bvqf6.
318. **Malone** et al., *Structures and functions of coronavirus replication–transcription complexes and their relevance for SARS-CoV-2 drug design*, Nature Reviews Molecular Cell Biology, doi:10.1038/s41580-021-00432-z.
319. **Manomaipiboon** et al., *Efficacy and safety of ivermectin in the treatment of mild-to-moderate COVID-19 infection: A randomized, double blind, placebo, controlled trial*, Trials, doi:10.1186/s13063-022-06649-3.
320. **Mansour** et al., *Safety of inhaled ivermectin as a repurposed direct drug for treatment of COVID-19: A preclinical tolerance study*, International Immunopharmacology, doi:10.1016/j.intimp.2021.108004.
321. **Marinos, A.**, *The Problem With The TOGETHER Trial*, doyourownresearch.substack.com/p/the-problem-with-the-together-trial.
322. **Marinos (B), A.**, *TOGETHER Trial: Solving the 3-Day Placebo Subgroup Riddle*, doyourownresearch.substack.com/p/the-problem-with-the-together-trial.
323. **Mastrangelo** et al., *Ivermectin is a potent inhibitor of flavivirus replication specifically targeting NS3 helicase activity: new prospects for an old drug*, Journal of Antimicrobial Chemotherapy, doi:10.1093/jac/dks147.
324. **Maurya, D.**, *A Combination of Ivermectin and Doxycycline Possibly Blocks the Viral Entry and Modulate the Innate Immune Response in COVID-19 Patients*, American Chemical Society (ACS), doi:10.26434/chemrxiv.12630539.v1.

325. **Mayer** et al., *Safety and Efficacy of a MEURI Program for the Use of High Dose Ivermectin in COVID-19 Patients*, *Frontiers in Public Health*, doi:10.3389/fpubh.2022.813378.
326. **McLean** et al., *Impact of Late Oseltamivir Treatment on Influenza Symptoms in the Outpatient Setting: Results of a Randomized Trial*, *Open Forum Infect. Dis.* September 2015, 2:3, doi:10.1093/ofid/ofv100.
327. **medicospelavidacovid19.com.br**,
medicospelavidacovid19.com.br/editoriais/folha-de-s-paulo-revela-numeros-de-david-uip-veja-a-comparacao-com-medicos-que-fazem-tratamento-precoce/.
328. **medpagetoday.com**, www.medpagetoday.com/special-reports/exclusives/96194.
329. **medrxiv.org**, www.medrxiv.org/content/10.1101/2021.06.01.21258147v2.full.pdf.
330. **medrxiv.org (B)**, www.medrxiv.org/content/10.1101/2021.09.20.21263828v1.
331. **medrxiv.org (C)**, www.medrxiv.org/content/10.1101/2022.06.10.22276252.
332. **medscape.org**, www.medscape.org/viewarticle/523643.
333. **Merck**, *Merck Statement on Ivermectin use During the COVID-19 Pandemic*,
www.merck.com/news/merck-statement-on-ivermectin-use-during-the-covid-19-pandemic/.
334. **Merck (B)**, *Over 30 Years: The Mectizan® Donation Program*, www.merck.com/stories/mectizan/.
335. **merck.com**, www.merck.com/investor-relations/financial-information/sec-filings/.
336. **merck.com (B)**, www.merck.com/product/usa/pi_circulars/s/stromectol/stromectol_pi.pdf.
337. **Merino** et al., *Ivermectin and the odds of hospitalization due to COVID-19: evidence from a quasi-experimental analysis based on a public intervention in Mexico City*, Preprint,
web.archive.org/web/20211218011849/https://files.osf.io/v1/resources/r93g4/providers/osfstorage/609085945533b4031ee1c789?action=download&direct&version=1.
338. **Mikamo** et al., *Efficacy and safety of ivermectin in patients with mild COVID-19 in Japan and Thailand*, *Journal of Infection and Chemotherapy*, doi:10.1016/j.jiac.2023.12.012.
339. **Mirahmadizadeh** et al., *Efficacy of single-dose and double-dose ivermectin early treatment in preventing progression to hospitalization in mild COVID-19: A multi-arm, parallel-group randomized, double-blind, placebo-controlled trial*, *Respirology*, doi:10.1111/resp.14318.
340. **mms Holdings.com**,
www.mms Holdings.com/pfizer-selects-mms-as-preferred-provider-for-plain-language-summary-writing-support/.
341. **Mody** et al., *Identification of 3-chymotrypsin like protease (3CLPro) inhibitors as potential anti-SARS-CoV-2 agents*, *Communications Biology*, doi:10.1038/s42003-020-01577-x.
342. **Mohammed** et al., *A remodeled ivermectin polycaprolactone-based nanoparticles for inhalation as a promising treatment of pulmonary inflammatory diseases*, *European Journal of Pharmaceutical Sciences*, doi:10.1016/j.ejps.2024.106714.
343. **Mohan** et al., *Single-dose oral ivermectin in mild and moderate COVID-19 (RIVET-COV): a single-centre randomized, placebo-controlled trial*, *Journal of Infection and Chemotherapy*, doi:10.1016/j.jiac.2021.08.021.
344. **Mondal** et al., *Prevalence of COVID-19 Infection and Identification of Risk Factors among Asymptomatic Healthcare Workers: A Serosurvey Involving Multiple Hospitals in West Bengal*, *Journal of the Indian Medical Association*, 119:5,
onlinejima.com/read_journals.php?article=683.
345. **Moraes** et al., *Comparative Study of Hydroxychloroquine and Ivermectin in COVID-19 Prophylaxis*, NCT04384458,
clinicaltrials.gov/study/NCT04384458.
346. **Moreno** et al., *Assessment of regression-based methods to adjust for publication bias through a comprehensive simulation study*, *BMC Medical Research Methodology*, doi:10.1186/1471-2288-9-2.
347. **Morgenstern** et al., *Ivermectin as a SARS-CoV-2 Pre-Exposure Prophylaxis Method in Healthcare Workers: A Propensity Score-Matched Retrospective Cohort Study*, *Cureus*, doi:10.7759/cureus.17455.

348. **Morgenstern (B)** et al., *The Use of Compassionate Ivermectin in the Management of Symptomatic Outpatients and Hospitalized Patients with Clinical Diagnosis of Covid-19 at the Centro Medico Bournigal and at the Centro Medico Punta Cana, Grupo Rescue, Dominican Republic, from May 1 to August 10, 2020*, J. Clinical Trials (preprint 11/3), www.longdom.org/open-access/the-use-of-compassionate-ivermectin-in-the-management-of-symptomatic-outpatients-and-hospitalized-patients-with-clinical.pdf.
349. **Mountain Valley MD**, *Mountain Valley MD Receives Successful Results From BSL-4 COVID-19 Clearance Trial on Three Variants Tested With Ivectosol™*, www.globenewswire.com/en/news-release/2021/05/18/2231755/0/en/Mountain-Valley-MD-Receives-Successful-Results-From-BSL-4-COVID-19-Clearance-Trial-on-Three-Variants-Tested-With-Ivectosol.html.
350. **Mourya** et al., *Comparative Analytical Study of Two Different Drug Regimens in Treatment of Covid 19 Positive Patients in Index Medical College Hospital and Research Center, Indore, India*, Int. J. Health and Clinical Research, ijhcr.com/index.php/ijhcr/article/view/1263.
351. **Moustgaard** et al., *Impact of blinding on estimated treatment effects in randomised clinical trials: meta-epidemiological study*, BMJ, doi:10.1136/bmj.l6802.
352. **Munir** et al., *Clinical Disease Characteristics and Treatment Trajectories Associated with Mortality among COVID-19 Patients in Punjab, Pakistan*, Healthcare, doi:10.3390/healthcare11081192.
353. **Muñoz** et al., *Safety and pharmacokinetic profile of fixed-dose ivermectin with an innovative 18mg tablet in healthy adult volunteers*, PLoS Negl. Trop. Dis., doi:10.1371/journal.pntd.0006020.
354. **Munson** et al., *Niclosamide and ivermectin modulate caspase-1 activity and proinflammatory cytokine secretion in a monocytic cell line*, British Society For Nanomedicine Early Career Researcher Summer Meeting, 2021, web.archive.org/web/20230401070026/https://michealmunson.github.io/COVID.pdf.
355. **Murai** et al., *Effect of a Single High Dose of Vitamin D3 on Hospital Length of Stay in Patients With Moderate to Severe COVID-19: A Randomized Clinical Trial*, JAMA, doi:10.1001/jama.2020.26848.
356. **Murigneux** et al., *Proteomic analysis of SARS-CoV-2 particles unveils a key role of G3BP proteins in viral assembly*, Nature Communications, doi:10.1038/s41467-024-44958-0.
357. **Mustafa** et al., *Pattern of medication utilization in hospitalized patients with COVID-19 in three District Headquarters Hospitals in the Punjab province of Pakistan*, Exploratory Research in Clinical and Social Pharmacy, doi:10.1016/j.rcsop.2021.100101.
358. **Muthusamy** et al., *Virtual Screening Reveals Potential Anti-Parasitic Drugs Inhibiting the Receptor Binding Domain of SARS-CoV-2 Spike protein*, Journal of Virology & Antiviral Research, www.scitechnol.com/abstract/virtual-screening-reveals-potential-antiparasitic-drugs-inhibiting-the-receptor-binding-domain-of-sarscov2-spike-protein-16398.html.
359. **Naggie** et al., *Effect of Ivermectin vs Placebo on Time to Sustained Recovery in Outpatients With Mild to Moderate COVID-19: A Randomized Clinical Trial*, JAMA, doi:10.1001/jama.2022.18590.
360. **Naggie (B)** et al., *Effect of Higher-Dose Ivermectin for 6 Days vs Placebo on Time to Sustained Recovery in Outpatients With COVID-19: A Randomized Clinical Trial*, JAMA, doi:10.1001/jama.2023.1650.
361. **Nardelli** et al., *Crying wolf in time of Corona: the strange case of ivermectin and hydroxychloroquine. Is the fear of failure withholding potential life-saving treatment from clinical use?*, Signa Vitae, doi:10.22514/sv.2021.043.
362. **nejm.org**, www.nejm.org/doi/suppl/10.1056/NEJMcp2009249/suppl_file/nejmcp2009249_disclosures.pdf.
363. **nejm.org (B)**, www.nejm.org/doi/full/10.1056/NEJMc2102446.
364. **Niarakis** et al., *Drug-target identification in COVID-19 disease mechanisms using computational systems biology approaches*, Frontiers in Immunology, doi:10.3389/fimmu.2023.1282859.
365. **Nichol** et al., *Challenging issues in randomised controlled trials*, Injury, 2010, doi: 10.1016/j.injury.2010.03.033, [www.injuryjournal.com/article/S0020-1383\(10\)00233-0/fulltext](http://www.injuryjournal.com/article/S0020-1383(10)00233-0/fulltext).
366. **NIH**, *COVID-19 Treatment Guidelines: Ivermectin*, www.covid19treatmentguidelines.nih.gov/therapies/antiviral-therapy/ivermectin/.

367. **nih.gov**, www.nih.gov/research-training/medical-research-initiatives/activ/executive-committee.
368. **nih.ac.uk**,
www.nih.ac.uk/news/principle-trial-finds-no-benefit-from-antibiotics-azithromycin-and-doxycycline-for-covid-19-patients/26680.
369. **Nonaka** et al., *SARS-CoV-2 variant of concern P.1 (Gamma) infection in young and middle-aged patients admitted to the intensive care units of a single hospital in Salvador, Northeast Brazil, February 2021*, *International Journal of Infectious Diseases*, doi:10.1016/j.ijid.2021.08.003.
370. **O'Reilly**, D., *A Lifeline from Buenos Aires*,
rescue.substack.com/p/a-lifeline-from-buenos-aires?r=rcgyu&utm_campaign=post&utm_medium=web&utm_source=copy.
371. **Ochoa-Jaramillo** et al., *Clinical efficacy and safety of ivermectin (400 µg/kg, single dose) in patients with severe COVID-19: a randomized clinical trial*, *Revista Infectio*, revistainfectio.org/P_OJS/index.php/infectio/article/view/1105.
372. **odysee.com**, odysee.com/@FrontlineCovid19CriticalCareAlliance:c/outpatients-defeating-the-delta-variant:a.
373. **odysee.com (B)**, odysee.com/@FrontlineCovid19CriticalCareAlliance:c/weekly_webinar_6April2022:c?t=2507.
374. **odysee.com (C)**, odysee.com/@FrontlineCovid19CriticalCareAlliance:c/weekly_webinar_6April2022:c?t=612.
375. **Okumuş** et al., *Evaluation of the Effectiveness and Safety of Adding Ivermectin to Treatment in Severe COVID-19 Patients*, *BMC Infectious Diseases*, doi:10.1186/s12879-021-06104-9.
376. **Ontai** et al., *Early multidrug treatment of SARS-CoV-2 (COVID-19) and decreased case fatality rates in Honduras*, *Epidemiology International Journal*, doi:10.23880/eij-16000217.
377. **Open Letter by 170+ US Doctors**, *JAMA Ivermectin Study Is Fatally Flawed*, jamaletter.com/.
378. **openpaymentsdata.cms.gov**, openpaymentsdata.cms.gov/physician/8802542.
379. **openpaymentsdata.cms.gov (B)**, openpaymentsdata.cms.gov/physician/748947.
380. **openpaymentsdata.cms.gov (C)**, openpaymentsdata.cms.gov/physician/249538.
381. **openpaymentsdata.cms.gov (D)**, openpaymentsdata.cms.gov/physician/1273478.
382. **openpaymentsdata.cms.gov (E)**, openpaymentsdata.cms.gov/physician/37453.
383. **openpaymentsdata.cms.gov (F)**, openpaymentsdata.cms.gov/physician/200209.
384. **Oranu** et al., *Validation of the binding affinities and stabilities of ivermectin and moxidectin against SARS-CoV-2 receptors using molecular docking and molecular dynamics simulation*, *GSC Biological and Pharmaceutical Sciences*, doi:10.30574/gscbps.2024.26.1.0030.
385. **Osati** et al., *Clinical manifestations and mortality among hospitalized COVID-19 patients in Tanzania, 2021-2022.*, *medRxiv*, doi:10.1101/2023.07.13.23292643.
386. **osf.io**, osf.io/2xr5n.
387. **osf.io (B)**, osf.io/bvznd.
388. **Ostrov** et al., *Highly Specific Sigma Receptor Ligands Exhibit Anti-Viral Properties in SARS-CoV-2 Infected Cells*, *Pathogens*, doi:10.3390/pathogens10111514.
389. **otempo.com.br**,
www.otempo.com.br/interessa/venda-de-ivermectina-aumenta-nove-vezes-em-minas-e-preocupa-por-risco-a-saude-1.2466432.
390. **ourworldindata.org**, ourworldindata.org/grapher/covid-variants-area?country=-BRA.
391. **ox.ac.uk**, www.ox.ac.uk/news/2021-04-12-asthma-drug-budesonide-shortens-recovery-time-non-hospitalised-patients-covid-19.
392. **Ozer** et al., *Effectiveness and Safety of Ivermectin in COVID-19 Patients: A Prospective Study at A Safety-Net Hospital*, *Journal of Medical Virology*, doi:10.1002/jmv.27469.

393. **Parvez** et al., *Prediction of potential inhibitors for RNA-dependent RNA polymerase of SARS-CoV-2 using comprehensive drug repurposing and molecular docking approach*, International Journal of Biological Macromolecules, doi:10.1016/j.ijbiomac.2020.09.098.
394. **Parvez (B)** et al., *Insights from a computational analysis of the SARS-CoV-2 Omicron variant: Host–pathogen interaction, pathogenicity, and possible drug therapeutics*, Immunity, Inflammation and Disease, doi:10.1002/iid3.639.
395. **Peacock** et al., *The SARS-CoV-2 variant, Omicron, shows rapid replication in human primary nasal epithelial cultures and efficiently uses the endosomal route of entry*, bioRxiv, doi:10.1101/2021.12.31.474653.
396. **Peters, J.**, *Comparison of Two Methods to Detect Publication Bias in Meta-analysis*, JAMA, doi:10.1001/jama.295.6.676.
397. **Pfeiffer, M.**, *Analysis of the FDA's recommendation on ivermectin*, twitter.com/marybethpf/status/1370182744718856193.
398. **pierrekory.substack.com**, pierrekory.substack.com/p/the-false-sinister-and-duplicitous.
399. **pierrekory.substack.com (B)**, pierrekory.substack.com/p/the-false-sinister-and-duplicitous?utm_source=twitter&sd=fs&s=r.
400. **Podder** et al., *Outcome of ivermectin treated mild to moderate COVID-19 cases: a single-centre, open-label, randomised controlled study*, IMC J. Med. Science, 14:2, imcjms.com/registration/journal_abstract/353.
401. **Popp** et al., *Ivermectin for preventing and treating COVID-19*, Cochrane Database of Systematic Reviews, doi:10.1002/14651858.CD015017.pub2.
402. **Popp (B)** et al., *Ivermectin for preventing and treating COVID-19*, Cochrane Database of Systematic Reviews, doi:10.1002/14651858.CD015017.pub3.
403. **Pott-Junior** et al., *Use of ivermectin in the treatment of Covid-19: a pilot trial*, Toxicology Reports, doi:10.1016/j.toxrep.2021.03.003.
404. **PREVENT-COVID**, *Prophylaxis of COVID-19 Disease With Ivermectin in COVID-19 Contact Persons*, clinicaltrials.gov/study/NCT05060666.
405. **principletrial.org**, www.principletrial.org/news/the-principle-trial-two-years-on.
406. **principletrial.org (B)**, www.principletrial.org/news/principle-trial-suspends-hydroxychloroquine-continues-with-focus-on-azithromycin-and-other-drugs.
407. **principletrial.org (C)**, www.principletrial.org/news/asthma-drug-budesonide-shortens-recovery-time-in-non-hospitalised-patients-with-covid-19.
408. **pubmed.ncbi.nlm.nih.gov**, pubmed.ncbi.nlm.nih.gov/35528725/.
409. **Qadeer** et al., *Ivermectin A Potential Treatment In Covid-19, Related to Critical Illness*, Pakistan Journal of Medical and Health Sciences, doi:10.53350/pjmhs2216824.
410. **Qureshi** et al., *Mechanistic insights into the inhibitory activity of FDA approved ivermectin against SARS-CoV-2: old drug with new implications*, Journal of Biomolecular Structure and Dynamics, doi:10.1080/07391102.2021.1906750.
411. **Ragó** et al., *Results of a systematic review and meta-analysis of early studies on ivermectin in SARS-CoV-2 infection*, GeroScience, doi:10.1007/s11357-023-00756-y.
412. **Rajter** et al., *Use of Ivermectin is Associated with Lower Mortality in Hospitalized Patients with COVID-19 (ICON study)*, Chest, doi:10.1016/j.chest.2020.10.009.
413. **Rana** et al., *A Computational Study of Ivermectin and Doxycycline Combination Drug Against SARS-CoV-2 Infection*, Research Square, doi:10.21203/rs.3.rs-755838/v1.
414. **Ravikirti** et al., *Association between Ivermectin treatment and mortality in Covid-19: A hospital-based case-control study*, Research Square, doi:10.21203/rs.3.rs-1522422/v1.
415. **Ravikirti (B)** et al., *Ivermectin as a potential treatment for mild to moderate COVID-19: A double blind randomized placebo-controlled trial*, Journal of Pharmacy & Pharmaceutical Sciences, doi:10.18433/jpps32105.
416. **reddit.com**, www.reddit.com/r/ivermectin/comments/p3vrrt/together_trial_was_not_randomized_possible/.

417. **Reis et al.**, *Effect of Early Treatment with Ivermectin among Patients with Covid-19*, *New England Journal of Medicine*, doi:10.1056/NEJMoa2115869.
418. **Reis (B) et al.**, *Effect of early treatment with fluvoxamine on risk of emergency care and hospitalisation among patients with COVID-19: the TOGETHER randomised, platform clinical trial*, *The Lancet Global Health*, doi:10.1016/S2214-109X(21)00448-4.
419. **rethinkingclinicaltrials.org**,
rethinkingclinicaltrials.org/news/grand-rounds-july-22-2022-activ-6-1-year-later-and-trial-results-for-ivermectin-400-and-inhaled-fluticasone-susanna-naggie-md-mhs/.
420. **rethinkingclinicaltrials.org (B)**,
rethinkingclinicaltrials.org/event/grand-rounds-july-8-results-from-the-covid-out-trial-a-phase-3-trial-of-outpatient-treatment-for-covid-19-using-metformin-ivermectin-and-fluvoxamine/.
421. **Reuters**, *WHO joins Europe, Merck in recommending against ivermectin for COVID-19*,
news.trust.org/item/20210331135538-tajza/.
422. **Rezai et al.**, *Non-effectiveness of Ivermectin on Inpatients and Outpatients With COVID-19; Results of Two Randomized, Double-Blinded, Placebo-Controlled Clinical Trials*, *Frontiers in Medicine*, doi:10.3389/fmed.2022.919708.
423. **Rezai (B) et al.**, *Non-effectiveness of Ivermectin on Inpatients and Outpatients With COVID-19; Results of Two Randomized, Double-Blinded, Placebo-Controlled Clinical Trials*, *Frontiers in Medicine*, doi:10.3389/fmed.2022.919708.
424. **Rezk et al.**, *miRNA-223-3p, miRNA- 2909 and Cytokines Expression in COVID-19 Patients Treated with Ivermectin*, *Zagazig University Medical Journal*, doi:10.21608/zumj.2021.92746.2329.
425. **rmed.acponline.org**,
rmed.acponline.org/authors/icmje/ConflictOfInterestForms.do?msNum=M21-1647&_ga=2.120798024.15355720.1631444170-955471710.1626461961.
426. **Rochwerg et al.**, *Remdesivir for severe covid-19: a clinical practice guideline*, *BMJ*, doi:10.1136/bmj.m2924.
427. **Roman et al.**, *Ivermectin for the treatment of COVID-19: A systematic review and meta-analysis of randomized controlled trials*, *Clinical Infectious Diseases*, doi:10.1093/cid/ciab591.
428. **Rothstein, H.**, *Publication Bias in Meta-Analysis: Prevention, Assessment and Adjustments*,
www.wiley.com/en-ae/Publication+Bias+in+Meta+Analysis:+Prevention,+Assessment+and+Adjustments-p-9780470870143.
429. **Roy et al.**, *Outcome of Different Therapeutic Interventions in Mild COVID-19 Patients in a Single OPD Clinic of West Bengal: A Retrospective study*, *medRxiv*, doi:10.1101/2021.03.08.21252883.
430. **Rücker et al.**, *Arcsine test for publication bias in meta-analyses with binary outcomes*, *Statistics in Medicine*, doi:10.1002/sim.2971.
431. **Sabino et al.**, *Resurgence of COVID-19 in Manaus, Brazil, despite high seroprevalence*, *Lancet*, doi:10.1016/S0140-6736(21)00183-5.
432. **Saha et al.**, *The Binding mechanism of ivermectin and levosalbutamol with spike protein of SARS-CoV-2*, *Structural Chemistry*, doi:10.1007/s11224-021-01776-0.
433. **Saha (B) et al.**, *Manipulation of Spray-Drying Conditions to Develop an Inhalable Ivermectin Dry Powder*, *Pharmaceutics*, doi:10.3390/pharmaceutics14071432.
434. **Said et al.**, *The effect of Nigella sativa and vitamin D3 supplementation on the clinical outcome in COVID-19 patients: A randomized controlled clinical trial*, *Frontiers in Pharmacology*, doi:10.3389/fphar.2022.1011522.
435. **Samajdar et al.**, *Ivermectin and Hydroxychloroquine for Chemo-Prophylaxis of COVID-19: A Questionnaire Survey of Perception and Prescribing Practice of Physicians vis-a-vis Outcomes*, *Journal of the Association of Physicians India*, 69:11, japi.org/x2a464b4/ivermectin-and-hydroxychloroquine-for-chemo-prophylaxis-of-covid-19-a-questionnaire-survey-of-perception-and-prescribing-practice-of-physicians-vis-vis-outcomes.
436. **Santin et al.**, *Ivermectin: a multifaceted drug of Nobel prize-honored distinction with indicated efficacy against a new global scourge, COVID-19*, *New Microbes and New Infections*, doi:10.1016/j.nmni.2021.100924.

437. **Sarojvisut** et al., *An Open Label Randomized Controlled Trial of Ivermectin Plus Favipiravir-Based Standard of Care versus Favipiravir-Based Standard of Care for Treatment of Moderate COVID-19 in Thailand*, *Infection & Chemotherapy*, doi:10.3947/ic.2022.0127.
438. **Scardua-Silva** et al., *Microstructural brain abnormalities, fatigue, and cognitive dysfunction after mild COVID-19*, *Scientific Reports*, doi:10.1038/s41598-024-52005-7.
439. **Scheim** et al., *Sialylated Glycan Bindings from SARS-CoV-2 Spike Protein to Blood and Endothelial Cells Govern the Severe Morbidities of COVID-19*, *International Journal of Molecular Sciences*, doi:10.3390/ijms242317039.
440. **Scheim (B)** et al., *Back to the Basics of SARS-CoV-2 Biochemistry: Microvascular Occlusive Glycan Bindings Govern Its Morbidities and Inform Therapeutic Responses*, *Viruses*, doi:10.3390/v16040647.
441. **Scheim (C)**, D., *Merck's deadly Vioxx playbook, redux: a debunked smear campaign against its competing drug—the FDA-approved, Nobel prize-honored ivermectin*, *TrialsSite News*, trialsitenews.com/mercks-deadly-vioxx-playbook-redux-a-debunked-smear-campaign-against-its-competing-drug-the-fda-approved-nobel-prize-honored-ivermectin/.
442. **Scheim (D)** et al., *When Characteristics of Clinical Trials Require Per-Protocol as Well as Intention-to-Treat Outcomes to Draw Reliable Conclusions: Three Examples*, *Journal of Clinical Medicine*, doi:10.3390/jcm12113625.
443. **Schilling** et al., *Pharmacometrics of high dose ivermectin in early COVID-19: an open label, randomized, controlled adaptive platform trial (PLATCOV)*, *eLife*, doi:10.7554/eLife.83201.
444. **Schöning** et al., *Highly-transmissible Variants of SARS-CoV-2 May Be More Susceptible to Drug Therapy Than Wild Type Strains*, *Research Square*, doi:10.21203/rs.3.rs-379291/v1.
445. **Schwartz**, E., *Does ivermectin have a place in the treatment of mild Covid-19?*, *New Microbes and New Infections*, doi:10.1016/j.nmni.2022.100989.
446. **scidev.net**, www.scidev.net/america-latina/news/uso-excesivo-de-ivermectina-dificulta-saber-si-sirve-contra-covid-19/.
447. **sciencedirect.com**, www.sciencedirect.com/science/article/pii/S0166354220302199.
448. **Seet** et al., *Positive impact of oral hydroxychloroquine and povidone-iodine throat spray for COVID-19 prophylaxis: an open-label randomized trial*, *International Journal of Infectious Diseases*, doi:10.1016/j.ijid.2021.04.035.
449. **Segatori** et al., *Effect of Ivermectin and Atorvastatin on Nuclear Localization of Importin Alpha and Drug Target Expression Profiling in Host Cells from Nasopharyngeal Swabs of SARS-CoV-2- Positive Patients*, *Viruses*, doi:10.3390/v13102084.
450. **Semiz**, S., *SIT1 transporter as a potential novel target in treatment of COVID-19*, *Biomolecular Concepts*, doi:10.1515/bmc-2021-0017.
451. **Shahbaznejad** et al., *Effects of Ivermectin in Patients With COVID-19: A Multicenter, Double-blind, Randomized, Controlled Clinical Trial*, *Clinical Therapeutics*, doi:10.1016/j.clinthera.2021.04.007.
452. **Shahin** et al., *The selective effect of Ivermectin on different human coronaviruses; in-vitro study*, *Research Square*, doi:10.21203/rs.3.rs-4180797/v1.
453. **Sheldrick**, K., *Schedule A: Statement, This Scattdr Corn*, web.archive.org/web/20230602194132/https://kylesheldrick.blogspot.com/2023/05/update.html.
454. **Shimizu** et al., *Ivermectin administration is associated with lower gastrointestinal complications and greater ventilator-free days in ventilated patients with COVID-19: A propensity score analysis*, *Journal of Infection and Chemotherapy*, doi:10.1016/j.jiac.2021.12.024.
455. **Shouman** et al., *Use of Ivermectin as a Potential Chemoprophylaxis for COVID-19 in Egypt: A Randomised Clinical Trial*, *Journal of Clinical and Diagnostic Research*, doi:10.7860/JCDR/2020/46795.0000.
456. **Singh** et al., *The relationship between viral clearance rates and disease progression in early symptomatic COVID-19: a systematic review and meta-regression analysis*, *Journal of Antimicrobial Chemotherapy*, doi:10.1093/jac/dkac045.

457. **Siripongboonsitti** et al., *A Randomized Trial to Assess the Acceleration of Viral Clearance by the Combination Favipiravir/Ivermectin/Niclosamide in Mild-to-Moderate COVID-19 Adult Patients (FINCOV)*, *Journal of Infection and Public Health*, doi:10.1016/j.jiph.2024.03.030.
458. **Sodagar** et al., *Pathological Features and Neuroinflammatory Mechanisms of SARS-CoV-2 in the Brain and Potential Therapeutic Approaches*, *Biomolecules*, doi:10.3390/biom12070971.
459. **Soto** et al., *Mortality and associated risk factors in patients hospitalized due to COVID-19 in a Peruvian reference hospital*, *PLOS ONE*, doi:10.1371/journal.pone.0264789.
460. **Soto-Becerra** et al., *Real-World Effectiveness of hydroxychloroquine, azithromycin, and ivermectin among hospitalized COVID-19 patients: Results of a target trial emulation using observational data from a nationwide Healthcare System in Peru*, medRxiv, doi:10.1101/2020.10.06.20208066.
461. **Spoorthi** et al., *Utility of Ivermectin and Doxycycline combination for the treatment of SARSCoV-2*, *IAIM*, 2020, 7:10, 177-182, iaimjournal.com/wp-content/uploads/2020/10/iaim_2020_0710_23.pdf.
462. **Stanley** et al., *Meta-regression approximations to reduce publication selection bias*, *Research Synthesis Methods*, doi:10.1002/jrsm.1095.
463. **static1.squarespace.com**, static1.squarespace.com/static/6112a257d1c1153666ccb987/t/622282bf613a7d79403e7efe/1646428864052/Together_MP_V2.0_25Mar2021.pdf.
464. **static1.squarespace.com (B)**, static1.squarespace.com/static/6112a257d1c1153666ccb987/t/622283c2cf74fa66a07f6904/1646429124965/Together_MP_V3.0_22June2021.pdf.
465. **stevekirsch.substack.com**, stevekirsch.substack.com/p/did-the-together-study-show-that.
466. **Suravajhala** et al., *Comparative Docking Studies on Curcumin with COVID-19 Proteins*, *MDPI AG*, doi:10.20944/preprints202005.0439.v3.
467. **Surnar** et al., *Clinically Approved Antiviral Drug in an Orally Administrable Nanoparticle for COVID-19*, *ACS Pharmacol. Transl. Sci.*, doi:10.1021/acspsci.0c00179.
468. **Swargiary, A.**, *Ivermectin as a promising RNA-dependent RNA polymerase inhibitor and a therapeutic drug against SARS-CoV2: Evidence from in silico studies*, *Research Square*, doi:10.21203/rs.3.rs-73308/v1.
469. **Sweeting** et al., *What to add to nothing? Use and avoidance of continuity corrections in meta-analysis of sparse data*, *Statistics in Medicine*, doi:10.1002/sim.1761.
470. **Szente Fonseca** et al., *Risk of Hospitalization for Covid-19 Outpatients Treated with Various Drug Regimens in Brazil: Comparative Analysis*, *Travel Medicine and Infectious Disease*, doi:10.1016/j.tmaid.2020.101906.
471. **t.me**, t.me/birdgroupuk/1942.
472. **tandfonline.com**, www.tandfonline.com/doi/full/10.1080/25787489.2020.1844521.
473. **Tanioka** et al., *Why COVID-19 is not so spread in Africa: How does Ivermectin affect it?*, medRxiv, doi:10.1101/2021.03.26.21254377.
474. **Tay** et al., *Nuclear localization of dengue virus (DENV) 1–4 non-structural protein 5; protection against all 4 DENV serotypes by the inhibitor Ivermectin*, *Antiviral Research*, doi:10.1016/j.antiviral.2013.06.002.
475. **Thairu** et al., *A Comparison of Ivermectin and Non Ivermectin Based Regimen for COVID-19 in Abuja: Effects on Virus Clearance, Days-to-discharge and Mortality*, *Journal of Pharmaceutical Research International*, doi:10.9734/jpri/2022/v34i44A36328.
476. **theintercept.com**, theintercept.com/2021/10/05/covid-pill-drug-pricing-merck-ridgeback/.
477. **thelancet.com**, www.thelancet.com/article/S0140-6736(21)00461-X/fulltext.
478. **thelancet.com (B)**, www.thelancet.com/article/S0140-6736(21)01744-X/fulltext.

479. **thelancet.com (C)**, [www.thelancet.com/journals/lanres/article/PIIS2213-2600\(21\)00310-6/fulltext](http://www.thelancet.com/journals/lanres/article/PIIS2213-2600(21)00310-6/fulltext).
480. **thelancet.com (D)**, [www.thelancet.com/journals/langlo/article/PIIS2214-109X\(22\)00006-7/fulltext](http://www.thelancet.com/journals/langlo/article/PIIS2214-109X(22)00006-7/fulltext).
481. **thelancet.com (E)**, [www.thelancet.com/journals/lanam/article/PIIS2667-193X\(24\)00030-9/fulltext](http://www.thelancet.com/journals/lanam/article/PIIS2667-193X(24)00030-9/fulltext).
482. **Thorlund et al.**, *Making Statistical Sense of the Molnupiravir MOVE-OUT Clinical Trial*, *The American Journal of Tropical Medicine and Hygiene*, doi:10.4269/ajtmh.21-1339.
483. **togethertrial.com**, www.togethertrial.com/protocols.
484. **togethertrial.com (B)**, www.togethertrial.com/who-we-are.
485. **togethertrial.com (C)**, www.togethertrial.com/s/EN-Protocol_research_COVID19_AMB_02_Brazil_v10_17Dec2020.pdf.
486. **togethertrial.com (D)**, www.togethertrial.com/s/Figure-2-with-ITT.
487. **Treanor et al.**, *Efficacy and Safety of the Oral Neuraminidase Inhibitor Oseltamivir in Treating Acute Influenza: A Randomized Controlled Trial*, *JAMA*, 2000, 283:8, 1016-1024, doi:10.1001/jama.283.8.1016.
488. **trialsitenews.com**, trialsitenews.com/nih-covid-19-panel-member-received-massive-windfall-from-ivermectin-recommendation/.
489. **trialsitenews.com (B)**, trialsitenews.com/grotesque-conflicts-of-interest-on-nih-ivermectin-non-recommendation/.
490. **trialsitenews.com (C)**, trialsitenews.com/nejm-reported-3-30-that-ivermectin-in-the-together-trial-failed-to-show-significant-benefit-lets-take-a-closer-look/.
491. **trialsitenews.com (D)**, www.trialsitenews.com/a/activ-6-ivermectin-trial-what-really-happened-and-was-the-delta-patient-cohort-under-dosed-a547bb96.
492. **trialsitenews.com (E)**, www.trialsitenews.com/a/controversial-ivermectin-researcher-failed-to-report-massive-conflict-of-interest.
493. **trialsitenews.com (F)**, www.trialsitenews.com/a/grotesque-conflicts-of-interest-on-nih-ivermectin-non-recommendation.
494. **trialsitenews.com (G)**, trialsitenews.com/jama-ivermectin-study-deceived-participants-on-study-drug/.
495. **trialsitenews.com (H)**, trialsitenews.com/jama-unable-to-confirm-ivermectin-study-consent-form-used-ivermectin/.
496. **trialsitenews.com (I)**, trialsitenews.com/jama-ivermectin-study-deception-of-study-participants-is-publicly-confirmed/.
497. **trialsitenews.com (J)**, trialsitenews.com/is-there-a-problem-with-the-lopez-medina-colombia-based-study-implicating-ivermectin-major-pharma-companies-including-merck-funding-the-trial-site-during-the-study/.
498. **trialsitenews.com (K)**, trialsitenews.com/ivermectin-study-in-argentina-disappoints-study-underdoses-ivermectin-comes-up-short/.
499. **Turkia, M.**, *A Continuation of a Timeline of Ivermectin-Related Events in the COVID-19 Pandemic [June 30, 2021]*, ResearchGate, doi:10.13140/RG.2.2.16973.36326.
500. **Turkia (B), M.**, *A timeline of ivermectin-related events in the COVID-19 pandemic*, Research Gate, www.researchgate.net/publication/350610718_A_Timeline_of_Ivermectin-Related_Events_in_the_COVID-19_Pandemic_April_3_2021.
501. **Turkia (C), M.**, *FLCCC Alliance MATH+ ascorbic acid and I-MASK+ ivermectin protocols for COVID-19 — a brief review*, ResearchGate, www.researchgate.net/profile/Mika_Turkia/publication/345694745_FLCCC_Alliance_MATH_ascorbic_acid_and_I-MASK_ivermectin_protocols_for_COVID-19_-_A_Brief_Review/links/5fab010f4585150781078260/FLCCC-Alliance-MATH-ascorbic-acid-and-I-MASK-ivermectin-protocols-for-COVID-19-A-Brief-Review.pdf.
502. **twitter.com**, twitter.com/rogjack6112/status/1455722142843215875.
503. **twitter.com (B)**, twitter.com/sTeamTraen/status/1385637023218814977.

504. **twitter.com (C)**, twitter.com/alexandrosM/status/1573435709805170688.
505. **twitter.com (D)**, twitter.com/alexandrosM/status/1530912240638959616.
506. **twitter.com (E)**, twitter.com/alexandrosM/status/1546968760250146816.
507. **twitter.com (F)**, twitter.com/PPmerino/status/1489734477442019330.
508. **twitter.com (G)**, twitter.com/prjcarr/status/1467617686578339841.
509. **twitter.com (H)**, twitter.com/LizAtk/status/1512420349484359688.
510. **twitter.com (I)**, twitter.com/Raine4567/status/1586878062536392704.
511. **twitter.com (J)**, twitter.com/kmmurray97/status/1539150159669493762.
512. **twitter.com (K)**, twitter.com/kmmurray97/status/1542219374551093249.
513. **twitter.com (L)**, twitter.com/alexandrosM/status/1465867144705372161.
514. **twitter.com (M)**, twitter.com/Covid19Crusher/status/1426612910579757059.
515. **twitter.com (N)**, twitter.com/Covid19Crusher/status/1427255119800848386.
516. **twitter.com (O)**, twitter.com/GabinJean3/status/1511289679378669570.
517. **twitter.com (P)**, twitter.com/alexandrosM/status/1761918648162369696.
518. **twitter.com (Q)**, twitter.com/alexandrosM/status/1511612742351798276.
519. **twitter.com (R)**, twitter.com/GabinJean3/status/1511289767379439618.
520. **twitter.com (S)**, twitter.com/sudokuvariante/status/1509451010972033024.
521. **twitter.com (T)**, twitter.com/sudokuvariante/status/1512801565446447109.
522. **twitter.com (U)**, twitter.com/alexandrosM/status/1531711888454606849.
523. **twitter.com (V)**, twitter.com/alexandrosM/status/1531711890463723520/photo/3.
524. **twitter.com (W)**, twitter.com/alexandrosM/status/1531711899099729920.
525. **twitter.com (X)**, twitter.com/alexandrosM/status/1522469401198440449.
526. **twitter.com (Y)**, twitter.com/alexandrosM/status/1509400149608448000.
527. **twitter.com (Z)**, twitter.com/fatlas8/status/1509444690638254084.
528. **twitter.com (AA)**, twitter.com/alexandrosM/status/1509431705777565698.
529. **twitter.com (AB)**, twitter.com/alexandrosM/status/1513903147755864067.
530. **twitter.com (AC)**, twitter.com/millenamos/status/1516666147264815106.
531. **twitter.com (AD)**, twitter.com/alexandrosM/status/1563673651924176898.
532. **twitter.com (AE)**, twitter.com/brontyman/status/1575312617140154368.
533. **twitter.com (AF)**, twitter.com/boulware_dr/status/1575344399051112450.
534. **twitter.com (AG)**, twitter.com/alexandrosM/status/1575588585968844805.
535. **twitter.com (AH)**, twitter.com/boulware_dr/status/1575346643075010563.
536. **twitter.com (AI)**, twitter.com/Amabiel1/status/1509292304951123970.
537. **twitter.com (AJ)**, twitter.com/alexandrosM/status/1575834560490659840.
538. **twitter.com (AK)**, twitter.com/alexandrosM/status/1575843219434250241.

539. **twitter.com (AL)**, twitter.com/alexandrosM/status/1575844385320710145.
540. **twitter.com (AM)**, twitter.com/alexandrosM/status/1577774571809345537.
541. **twitter.com (AN)**, twitter.com/AOlavarria/status/1509603082195415043.
542. **twitter.com (AO)**, twitter.com/GabinJean3/status/1511289764044947460.
543. **twitter.com (AP)**, twitter.com/mmpaquette/status/1509579476413210665.
544. **twitter.com (AQ)**, twitter.com/alexandrosM/status/1510931119725682693.
545. **twitter.com (AR)**, twitter.com/alexandrosM/status/1513912773343809537.
546. **twitter.com (AS)**, twitter.com/alexandrosM/status/1510075920106762243.
547. **twitter.com (AT)**, twitter.com/alexandrosM/status/1511111408150228997.
548. **twitter.com (AU)**, twitter.com/alexandrosM/status/1518960937151074305.
549. **twitter.com (AV)**, twitter.com/alexandrosM/status/1510765353462239232.
550. **twitter.com (AW)**, twitter.com/alexandrosM/status/1513752737191583744.
551. **twitter.com (AX)**, twitter.com/alexandrosM/status/1512180753769005061.
552. **twitter.com (AY)**, twitter.com/alexandrosM/status/1510937829483839489.
553. **twitter.com (AZ)**, twitter.com/alexandrosM/status/1510902227686223876.
554. **twitter.com (BA)**, twitter.com/alexandrosM/status/1531711890463723520/photo/1.
555. **twitter.com (BB)**, twitter.com/alexandrosM/status/1512973870067724290.
556. **twitter.com (BC)**, twitter.com/sudokuvariante/status/1721683974722916444.
557. **twitter.com (BD)**, twitter.com/boulware_dr/status/1583917338533203968.
558. **twitter.com (BE)**, twitter.com/alexandrosM/status/1696377513486770180.
559. **twitter.com (BF)**, twitter.com/alexandrosM/status/1610056925844230145.
560. **twitter.com (BG)**, twitter.com/alexandrosM/status/1585609050624249856.
561. **twitter.com (BH)**, twitter.com/boulware_dr/status/1557508117835005954.
562. **twitter.com (BI)**, twitter.com/sudokuvariante/status/1738904216708567150.
563. **twitter.com (BJ)**, twitter.com/boulware_dr/status/1560142362675798016.
564. **twitter.com (BK)**, twitter.com/boulware_dr/status/1560136852966805504.
565. **twitter.com (BL)**, twitter.com/boulware_dr/status/1510330480444456966.
566. **twitter.com (BM)**, twitter.com/alexandrosM/status/1547133275289812993.
567. **twitter.com (BN)**, twitter.com/alexandrosM/status/1547109242884296704.
568. **twitter.com (BO)**, twitter.com/alexandrosM/status/1553326427235389440.
569. **twitter.com (BP)**, twitter.com/alexandrosM/status/1486080464523718660.
570. **twitter.com (BQ)**, twitter.com/Covid19Crusher/status/1365420061859717124.
571. **twitter.com (BR)**, twitter.com/Data_is_Louder/status/1447387394408321026.
572. **Udofia et al.**, *In silico studies of selected multi-drug targeting against 3CLpro and nsp12 RNA-dependent RNA-polymerase proteins of SARS-CoV-2 and SARS-CoV*, Network Modeling Analysis in Health Informatics and Bioinformatics, doi:10.1007/s13721-021-00299-2.

573. **Uematsu** et al., *Prophylactic administration of ivermectin attenuates SARS-CoV-2 induced disease in a Syrian Hamster Model*, The Journal of Antibiotics, doi:10.1038/s41429-023-00623-0.
574. **ufmg.br**, ufmg.br/comunicacao/noticias/minas-sao-muitas-distribuicao-de-variantes-do-sars-cov-2-pelo-estado-e-heterogenea.
575. **Umar** et al., *Inhibitory potentials of ivermectin, nafamostat, and camostat on spike protein and some nonstructural proteins of SARS-CoV-2: Virtual screening approach*, Jurnal Teknologi Laboratorium, doi:10.29238/teknolabjournal.v11i1.344.
576. **Vallejos** et al., *Ivermectin to prevent hospitalizations in patients with COVID-19 (IVERCOR-COVID19) a randomized, double-blind, placebo-controlled trial*, BMC Infectious Diseases, doi:10.1186/s12879-021-06348-5.
577. **Vallejos (B)** et al., *Ivermectina en agentes de salud e ivercor COVID-19: resultados al 18 de feb 2021*, twitter.com/Covid19Crusher/status/1365420061859717124.
578. **Vanhee** et al., *Substandard and falsified ivermectin tablets obtained for self-medication during the COVID-19 pandemic as a source of potential harm*, Drug Testing and Analysis, doi:10.1002/dta.3618.
579. **Varghese** et al., *Discovery of berberine, abamectin and ivermectin as antivirals against chikungunya and other alphaviruses*, Antiviral Research, doi:10.1016/j.antiviral.2015.12.012.
580. **vimeo.com**, vimeo.com/690426154#t=33m00s.
581. **vimeo.com (B)**, vimeo.com/690426154#t=29m00s.
582. **vimeo.com (C)**, vimeo.com/690426154#t=49m00s.
583. **vimeo.com (D)**, vimeo.com/731760418.
584. **vimeo.com (E)**, vimeo.com/740296727.
585. **vimeo.com (F)**, vimeo.com/622665410.
586. **vivo.weill.cornell.edu**, vivo.weill.cornell.edu/display/cwid-rgulick.
587. **Vora** et al., *White paper on Ivermectin as a potential therapy for COVID-19*, Indian Journal of Tuberculosis, doi:10.1016/j.ijtb.2020.07.031.
588. **Vottero** et al., *Computational Prediction of the Interaction of Ivermectin with Fibrinogen*, Molecular Sciences, doi:10.3390/ijms241411449.
589. **Wada** et al., *Efficacy and safety of single-dose ivermectin in mild-to-moderate COVID-19: the double-blind, randomized, placebo-controlled CORVETTE-01 trial*, Frontiers in Medicine, doi:10.3389/fmed.2023.1139046.
590. **Wagstaff** et al., *Ivermectin is a specific inhibitor of importin α/β -mediated nuclear import able to inhibit replication of HIV-1 and dengue virus*, Biochemical Journal, doi:10.1042/BJ20120150.
591. **Wagstaff (B)** et al., *An AlphaScreen®-Based Assay for High-Throughput Screening for Specific Inhibitors of Nuclear Import*, SLAS Discovery, doi:10.1177/1087057110390360.
592. **Wagstaff (C)** et al., *In vitro investigations of ivermectin as an antiviral agent*, Ivermectin Global Summit, vimeo.com/554860553#t=1h32m0s.
593. **Wan** et al., *Synergistic inhibition effects of andrographolide and baicalin on coronavirus mechanisms by downregulation of ACE2 protein level*, Scientific Reports, doi:10.1038/s41598-024-54722-5.
594. **Wang** et al., *Minimum manufacturing costs, national prices and estimated global availability of new repurposed therapies for COVID-19*, medRxiv, doi:10.1101/2021.06.01.21258147.
595. **web.archive.org**, web.archive.org/web/20141129110534/https://www.medscape.org/viewarticle/523643.
596. **web.archive.org (B)**, web.archive.org/web/20210825153111/https://www.isrctn.com/ISRCTN86534580.
597. **web.archive.org (C)**, web.archive.org/web/20210408160739/https://www.principletrial.org/.
598. **web.archive.org (D)**, web.archive.org/web/20211202005106/https://www.principletrial.org/.

599. **web.archive.org (E)**, [web.archive.org/web/20211209212009/https://www.principletrial.org/](https://www.principletrial.org/).
600. **web.archive.org (F)**,
[web.archive.org/web/20220104000601/https://www.theepochtimes.com/mkt_app/no-supply-issues-with-ivermectin-pharmaceutical-supplying-principle-oxford-trial_4177066.html](https://www.theepochtimes.com/mkt_app/no-supply-issues-with-ivermectin-pharmaceutical-supplying-principle-oxford-trial_4177066.html).
601. **web.archive.org (G)**, [web.archive.org/web/20211202005106/https://www.principletrial.org/](https://www.principletrial.org/).
602. **web.archive.org (H)**, [web.archive.org/web/20211203233038/https://www.principletrial.org/](https://www.principletrial.org/).
603. **web.archive.org (I)**,
[web.archive.org/web/20220104000601/https://www.theepochtimes.com/mkt_app/no-supply-issues-with-ivermectin-pharmaceutical-supplying-principle-oxford-trial_4177066.html](https://www.theepochtimes.com/mkt_app/no-supply-issues-with-ivermectin-pharmaceutical-supplying-principle-oxford-trial_4177066.html).
604. **web.archive.org (J)**, [web.archive.org/web/20220816050726/https://www.principletrial.org/](https://www.principletrial.org/).
605. **web.archive.org (K)**, [web.archive.org/web/20230502083248/https://www.principletrial.org/results](https://www.principletrial.org/results).
606. **web.archive.org (L)**, [web.archive.org/web/20230602091549/https://www.principletrial.org/results](https://www.principletrial.org/results).
607. **web.archive.org (M)**, [web.archive.org/web/20210913163642/https://www.togethertrial.com/](https://www.togethertrial.com/).
608. **web.archive.org (N)**, [web.archive.org/web/20210917213509/https://twitter.com/jjchamie/status/1438631284163715074](https://twitter.com/jjchamie/status/1438631284163715074).
609. **webcache.googleusercontent.com**,
webcache.googleusercontent.com/search?q=cache:xaz8W3zZ0TgJ:https://rfs2.healthbureau.gov.hk/images/jsn_is_thumbs/images/past_event/Health_Research_Symposium_2021/Materials/HRS2021_K1_powepoint.pdf&hl=en&gl=ie.
610. **Wehbe et al.**, *Repurposing Ivermectin for COVID-19: Molecular Aspects and Therapeutic Possibilities*, *Front. Immunol.*, doi:10.3389/fimmu.2021.663586.
611. **WHO**, *Therapeutics and COVID-19: Living Guideline 31 March 2021*, apps.who.int/iris/bitstream/handle/10665/340374/WHO-2019-nCoV-therapeutics-2021.1-eng.pdf.
612. **Wikipedia**, *Molnupiravir*, en.wikipedia.org/wiki/Molnupiravir.
613. **Willett et al.**, *The hyper-transmissible SARS-CoV-2 Omicron variant exhibits significant antigenic change, vaccine escape and a switch in cell entry mechanism*, *medRxiv*, doi:10.1101/2022.01.03.21268111.
614. **Williams, T.**, *Not All Ivermectin Is Created Equal: Comparing The Quality of 11 Different Ivermectin Sources*, *Do Your Own Research*, doyourownresearch.substack.com/p/not-all-ivermectin-is-created-equal.
615. **Xu et al.**, *A study of impurities in the repurposed COVID-19 drug hydroxychloroquine sulfate by UHPLC-Q/TOF-MS and LC-SPE-NMR*, *Rapid Communications in Mass Spectrometry*, doi:10.1002/rcm.9358.
616. **Yagisawa et al.**, *Global trends in clinical trials of ivermectin for COVID-19—Part 2*, *The Japanese Journal of Antibiotics*, doi:10.11553/antibiotics.77.1_45.
617. **Yagisawa (B) et al.**, *Global trends in clinical studies of ivermectin in COVID-19*, *The Japanese Journal of Antibiotics*, 74-1, Mar 2021, jja-contents.wdc-jp.com/pdf/JJA74/74-1-open/74-1_44-95.pdf.
618. **Yan et al.**, *Anti-inflammatory effects of ivermectin in mouse model of allergic asthma*, *Inflammation Research*, doi:10.1007/s00011-011-0307-8.
619. **Yang et al.**, *SARS-CoV-2 infection causes dopaminergic neuron senescence*, *Cell Stem Cell*, doi:10.1016/j.stem.2023.12.012.
620. **Yang (B) et al.**, *The broad spectrum antiviral ivermectin targets the host nuclear transport importin $\alpha/\beta 1$ heterodimer*, *Antiviral Research*, doi:10.1016/j.antiviral.2020.104760.
621. **Yeh et al.**, *Parachute use to prevent death and major trauma when jumping from aircraft: randomized controlled trial*, *BMJ*, doi:10.1136/bmj.k5094.
622. **Yemeke et al.**, *Impact of the COVID-19 pandemic on the quality of medical products in Zimbabwe: a qualitative study based on key informant interviews with health system stakeholders*, *BMJ Open*, doi:10.1136/bmjopen-2022-068923.

623. **Yesilbag** et al., *Ivermectin also inhibits the replication of bovine respiratory viruses (BRSV, BPIV-3, BoHV-1, BCoV and BVDV) in vitro*, *Virus Research*, doi:10.1016/j.virusres.2021.198384.
624. **Yim, P.**, *Systemic unreported protocol violations in key ivermectin study*, *TrialSiteNews*, trialsitenews.com/systemic-unreported-protocol-violations-in-key-ivermectin-study/.
625. **Yim (B), P.**, *Grotesque conflicts of interest on NIH ivermectin non-recommendation*, *TrialSite News*, trialsitenews.com/grotesque-conflicts-of-interest-on-nih-ivermectin-non-recommendation/.
626. **youtube.com**, www.youtube.com/watch?v=o754w5LUOnk&t=2808.
627. **youtube.com (B)**, www.youtube.com/watch?v=cfluSSl6XKs&t=798s.
628. **youtube.com (C)**, www.youtube.com/watch?v=c9bgCG5WgTQ&lc=UgwOUZwToOyzkGD7lfx4AaABAq.
629. **youtube.com (D)**, www.youtube.com/watch?v=0fiTNGu6zrg&t=220s.
630. **Zaidi** et al., *The mechanisms of action of ivermectin against SARS-CoV-2—an extensive review*, *The Journal of Antibiotics*, doi:10.1038/s41429-021-00491-6.
631. **Zatloukal** et al., *News report on In Vitro results from the research institute of Prof. Zatloukal*, www.servustv.com/videos/aa-27juub3a91w11/.
632. **Zavascki** et al., *Advanced ventilatory support and mortality in hospitalized patients with COVID-19 caused by Gamma (P.1) variant of concern compared to other lineages: cohort study at a reference center in Brazil*, *Research Square*, doi:10.21203/rs.3.rs-910467/v1.
633. **Zeraatkar** et al., *Consistency of covid-19 trial preprints with published reports and impact for decision making: retrospective review*, *BMJ Medicine*, doi:10.1136/bmjmed-2022-0003091.
634. **Zhang** et al., *Ivermectin inhibits LPS-induced production of inflammatory cytokines and improves LPS-induced survival in mice*, *Inflammation Research*, doi:10.1007/s00011-008-8007-8.
635. **Zhang (B)** et al., *What's the relative risk? A method of correcting the odds ratio in cohort studies of common outcomes*, *JAMA*, 80:19, 1690, doi:10.1001/jama.280.19.1690.
636. **Zhao** et al., *Identification of the shared gene signatures between pulmonary fibrosis and pulmonary hypertension using bioinformatics analysis*, *Frontiers in Immunology*, doi:10.3389/fimmu.2023.1197752.
637. **Zheng** et al., *Red blood cell-hitchhiking mediated pulmonary delivery of ivermectin: Effects of nanoparticle properties*, *International Journal of Pharmaceutics*, doi:10.1016/j.ijpharm.2022.121719.
638. **Zubair** et al., *The effect of ivermectin on non-severe and severe COVID-19 disease and gender-based difference of its effectiveness*, *Monaldi Archives for Chest Disease*, doi:10.4081/monaldi.2022.2062.